

US00D494037S1

(12) **United States Design Patent**
Lin Wu

(10) **Patent No.:** **US D494,037 S**

(45) **Date of Patent:** **** Aug. 10, 2004**

(54) **HANDLE FOR A HAND TOOL**

(76) **Inventor:** **Li-Tu Lin Wu**, No. 367, Sec. 1,
Mei-Tsun Rd., Taichung (TW)

(**) **Term:** **14 Years**

(21) **Appl. No.:** **29/186,839**

(22) **Filed:** **Jul. 23, 2003**

(51) **LOC (7) Cl.** **08-05**

(52) **U.S. Cl.** **D8/107**

(58) **Field of Search** D8/21-25, 107;
81/177.1-177.7, 427.5, 489, 119, 165-170,
186; 16/110.1, 421, 430, 431; D7/402.1,
649, 395

(56) **References Cited**

U.S. PATENT DOCUMENTS

| | | | | | |
|-------------|---|---------|----------------|-------|----------|
| D145,949 S | * | 11/1946 | Lewis | | D8/22 |
| 5,626,061 A | * | 5/1997 | Whitley | | 81/63 |
| D426,748 S | * | 6/2000 | Chau | | D7/401.2 |
| D447,040 S | * | 8/2001 | Douglas et al. | | D8/107 |
| D465,706 S | * | 11/2002 | Ravaillault | | D8/22 |

| | | | | | |
|-----------------|---|---------|---------|-------|----------|
| 2002/0104194 A1 | * | 8/2002 | Erenaga | | 16/430 |
| 2002/0157505 A1 | * | 10/2002 | Wang | | 81/177.7 |
| 2003/0154829 A1 | * | 8/2003 | Lin Wu | | 81/177.1 |

* cited by examiner

Primary Examiner—Clare E Heflin

(74) *Attorney, Agent, or Firm*—Dellett & Walters

(57) **CLAIM**

The ornamental design for a handle for a hand tool, as shown and described.

DESCRIPTION

FIG. 1 is a perspective view of a handle for a hand tool, showing my new design;

FIG. 2 is a front elevational view thereof;

FIG. 3 is a rear elevational view thereof;

FIG. 4 is a left side elevational view thereof;

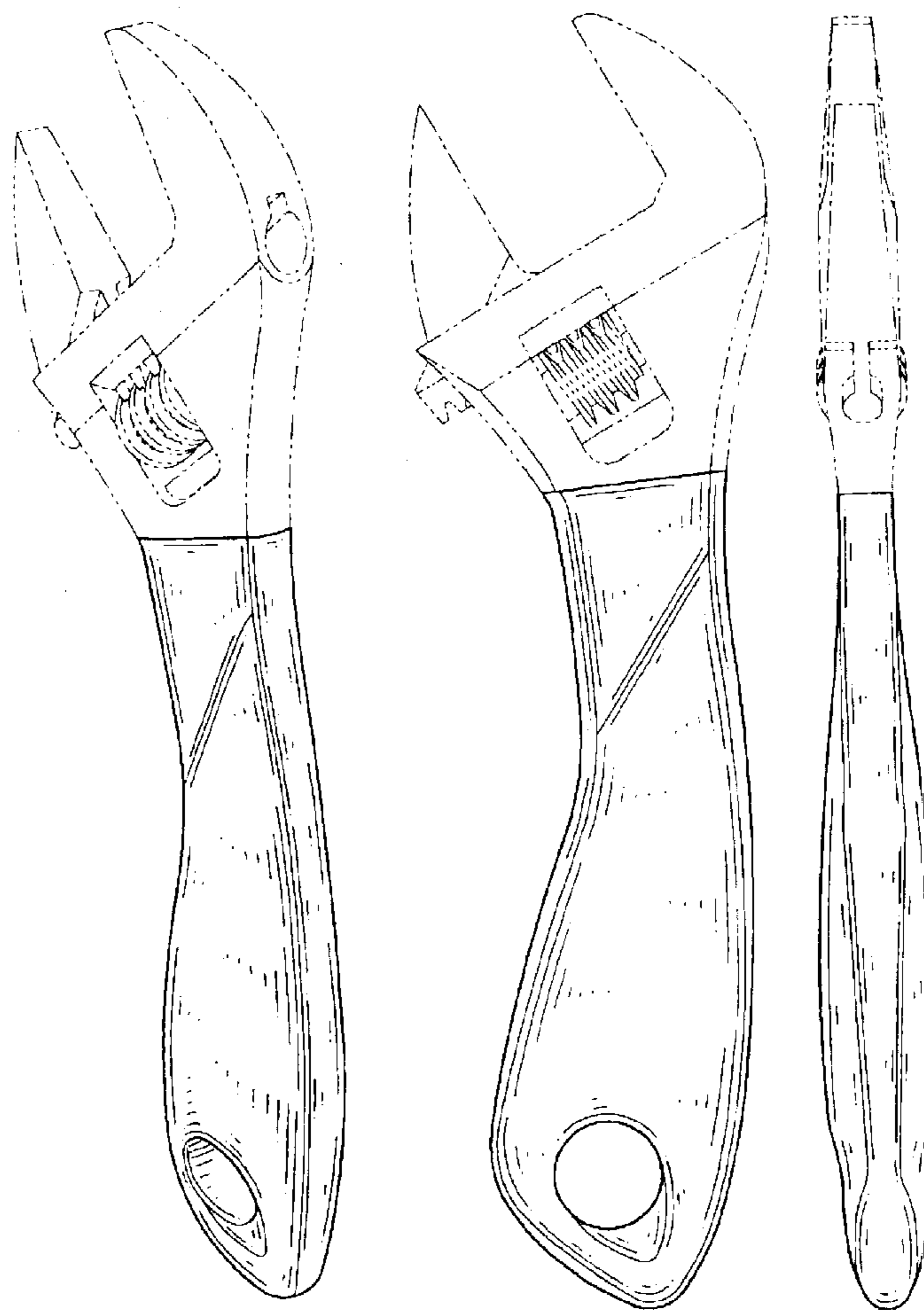
FIG. 5 is a right side elevational view thereof;

FIG. 6 is a top plan view thereof; and,

FIG. 7 is a bottom plan view thereof.

The broken lines shown on the drawings are for illustrative purposes only and form no part of the claimed design.

1 Claim, 4 Drawing Sheets



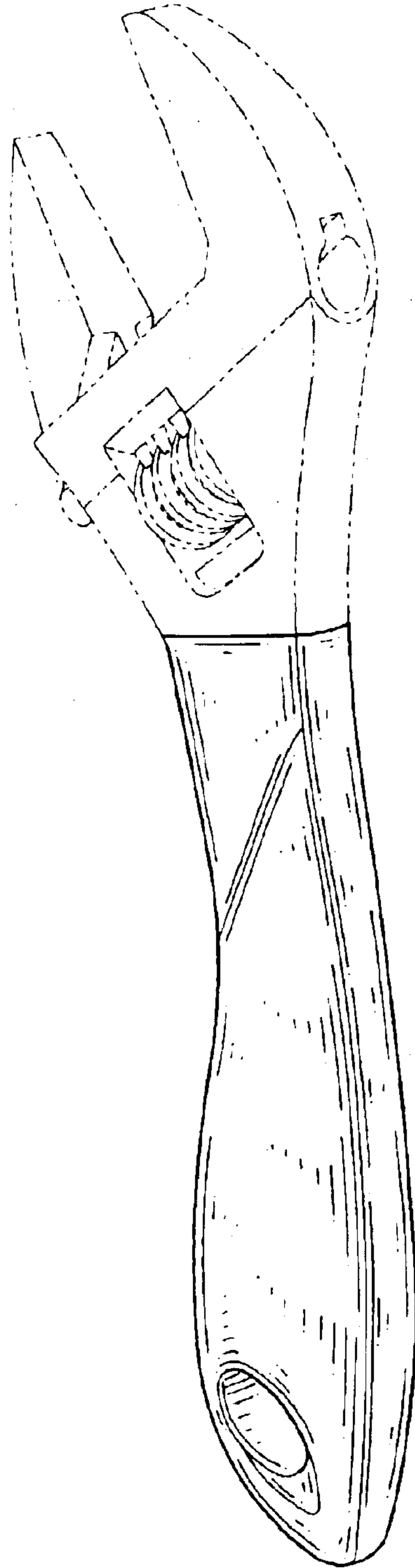


FIG. 1




FIG. 2

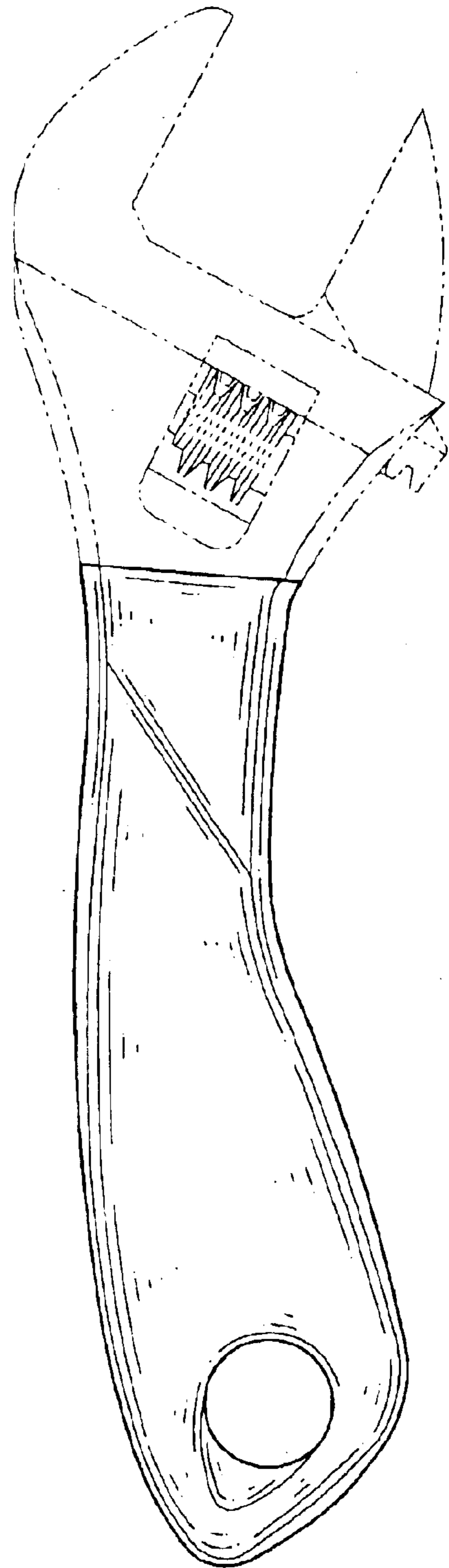


FIG. 3



FIG. 4

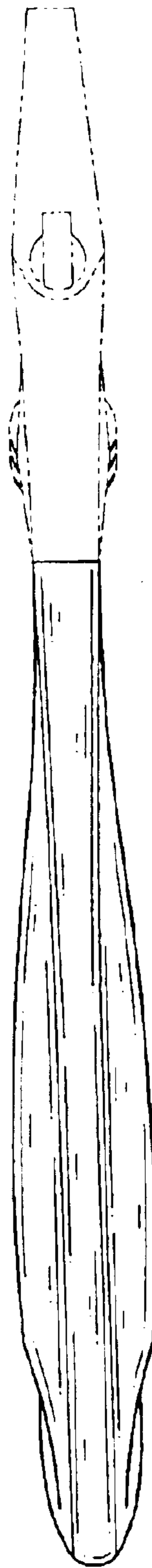


FIG. 5

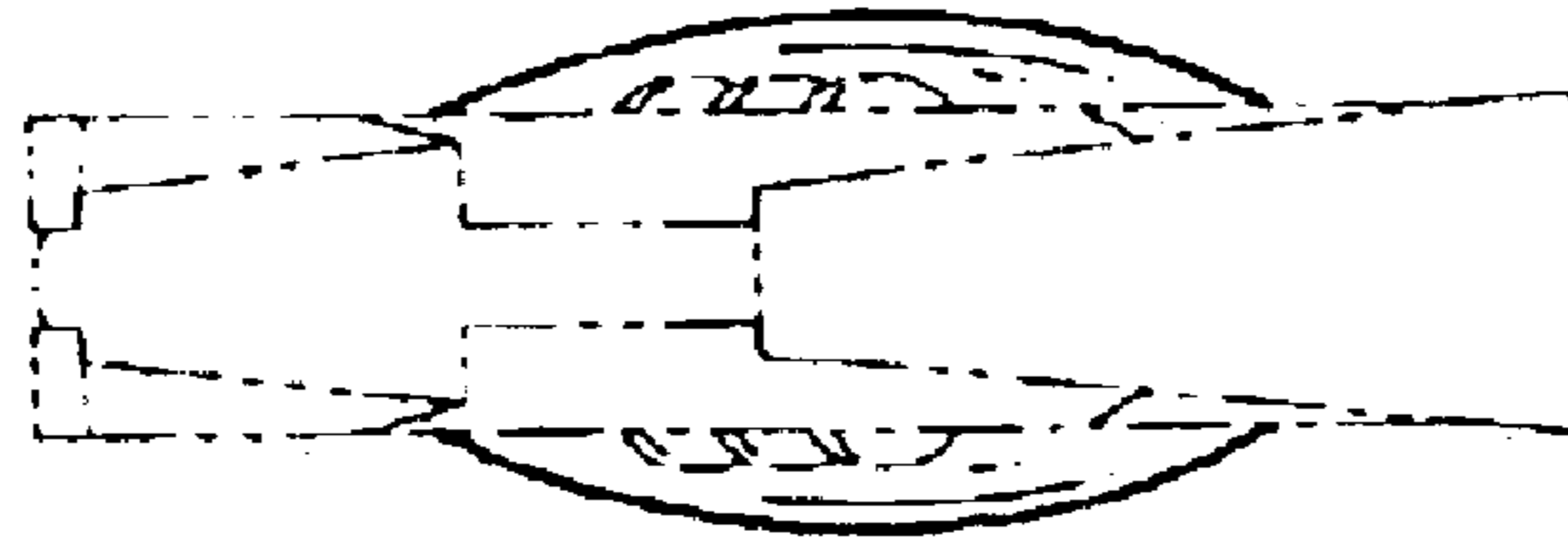


FIG. 6

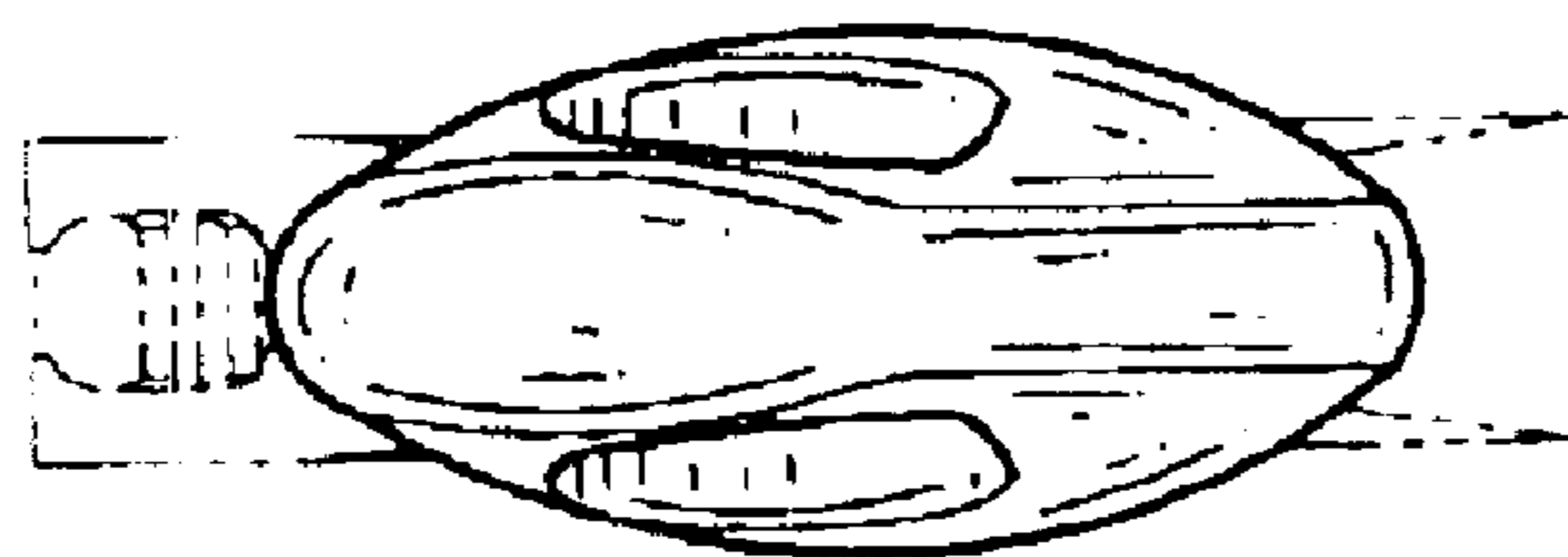


FIG. 7