

US00D494030S1

(12) **United States Design Patent**  
**Burry**

(10) **Patent No.:** **US D494,030 S**

(45) **Date of Patent:** **\*\* Aug. 10, 2004**

(54) **PIPE WRENCH**

D483,238 S \* 12/2003 Hsieh ..... D8/22

(75) Inventor: **James Michael Burry**, Beatrice, NE  
(US)

\* cited by examiner

(73) Assignee: **Irwin Industrial Tool Company**,  
Freeport, IL (US)

*Primary Examiner*—Raphael Barkai  
(74) *Attorney, Agent, or Firm*—Brinks Hofer Gilson &  
Lione

(\*\*) Term: **14 Years**

(57) **CLAIM**

(21) Appl. No.: **29/191,271**

I claim the ornamental design for a pipe wrench, as shown  
and described.

(22) Filed: **Oct. 3, 2003**

**DESCRIPTION**

(51) **LOC (7) Cl.** ..... **08-05**

(52) **U.S. Cl.** ..... **D8/22**

(58) **Field of Search** ..... D8/21, 22, 23,  
D8/28; 81/167, 177.1, 185.1, 160, 159,  
169, 186

FIG. 1 is a left perspective view showing an embodiment of  
my new design for a pipe wrench;

FIG. 2 is a right side view showing my new design shown  
in FIG. 1;

FIG. 3 is a left side view showing my new design shown in  
FIG. 1;

FIG. 4 is a front view showing my new design shown in FIG.  
1;

FIG. 5 is a rear view showing my new design shown in FIG.  
1;

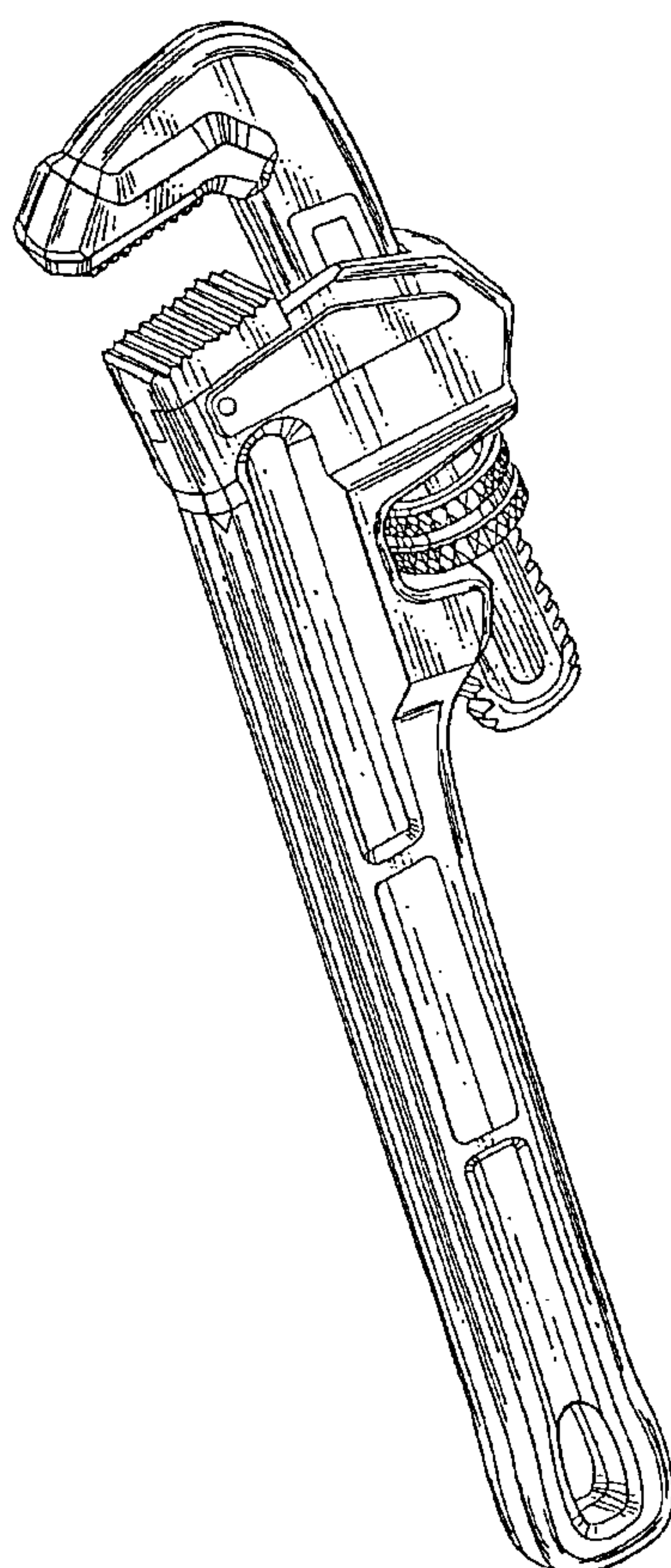
FIG. 6 is a top view of my design shown in FIG. 1; and,  
FIG. 7 is a bottom view of my design shown in FIG. 1.

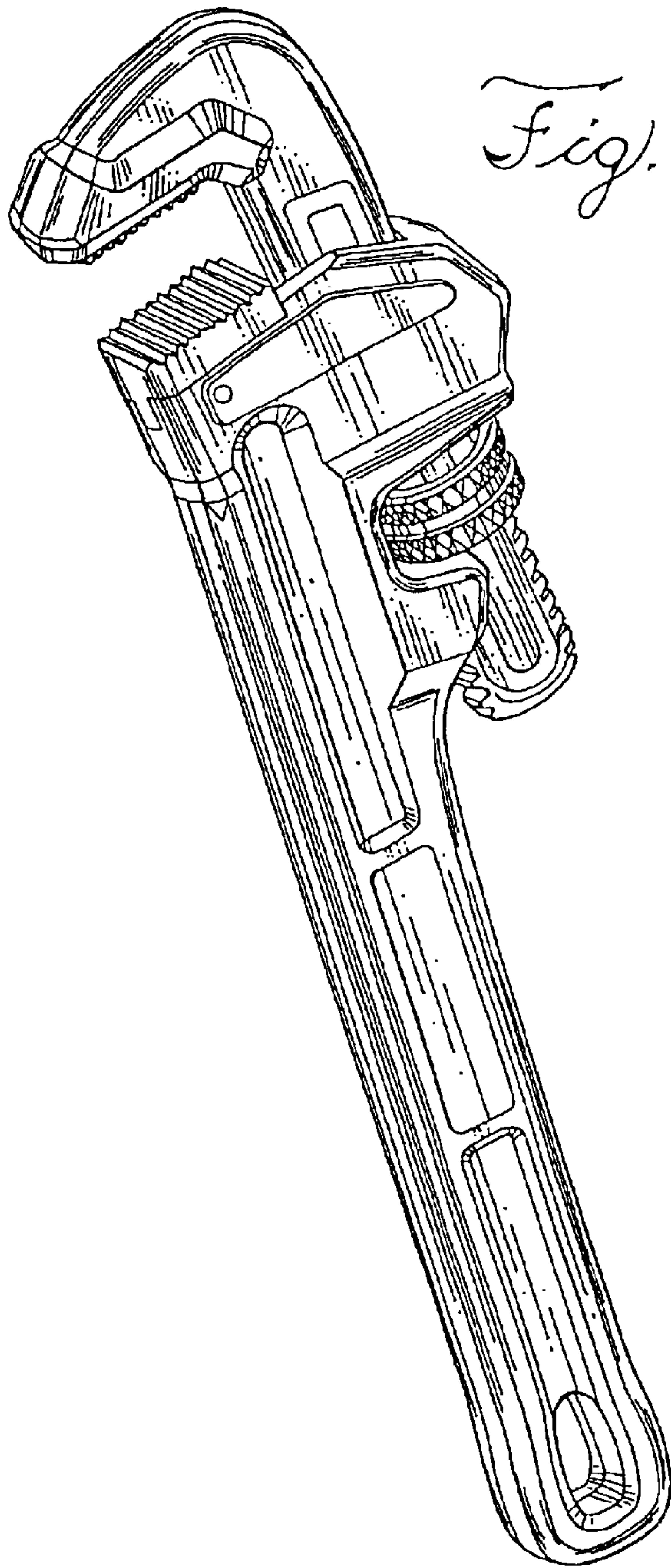
(56) **References Cited**

**U.S. PATENT DOCUMENTS**

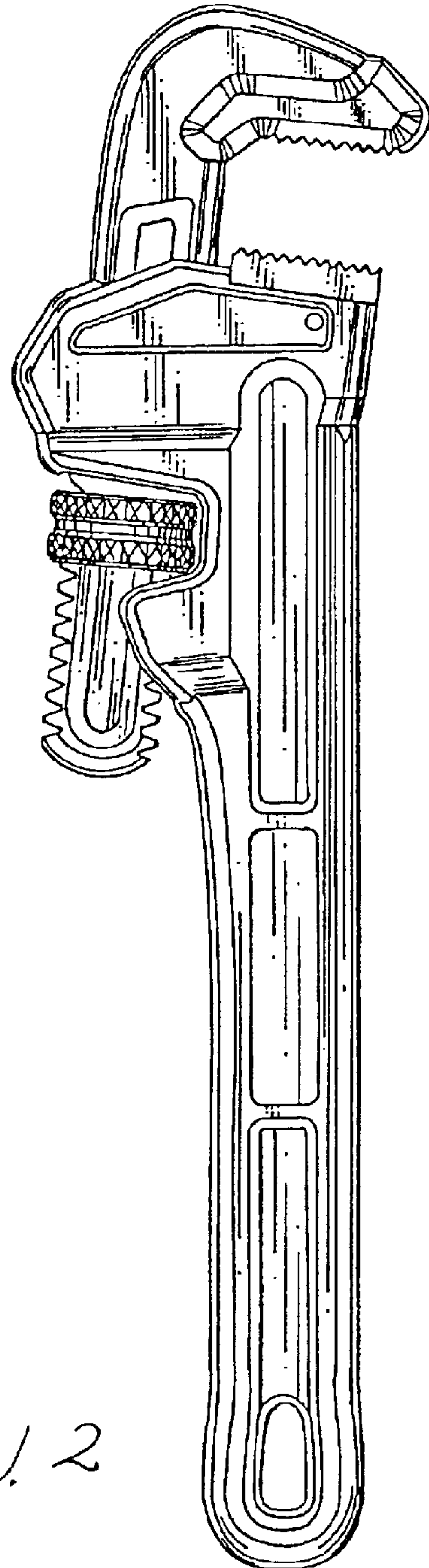
549,221	A	*	11/1895	Wenger	.....	81/167
2,748,641	A	*	6/1956	Calello	.....	81/185.1
3,015,246	A	*	1/1962	Buyer	.....	81/186
3,188,894	A	*	6/1965	Matsuoka	.....	81/167
3,280,670	A	*	10/1966	Woodling	.....	81/177.1
D436,813	S	*	1/2001	Kobayashi et al.	.....	D8/22

**1 Claim, 3 Drawing Sheets**

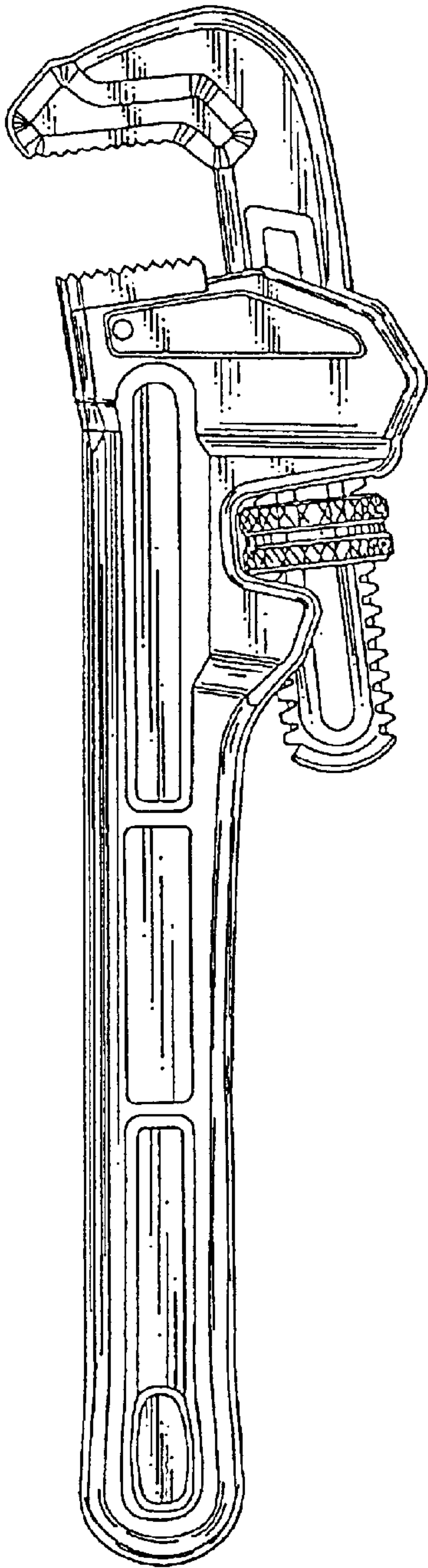




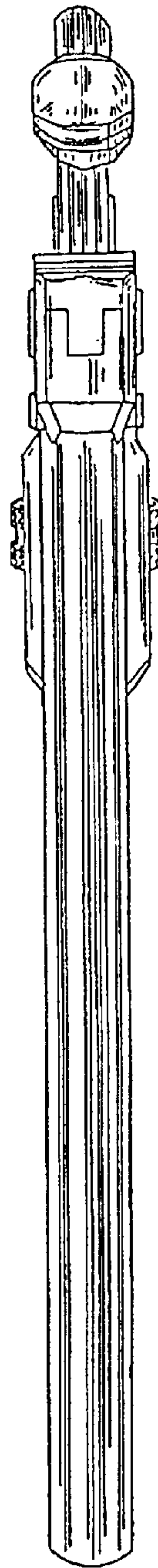
*Fig. 1*



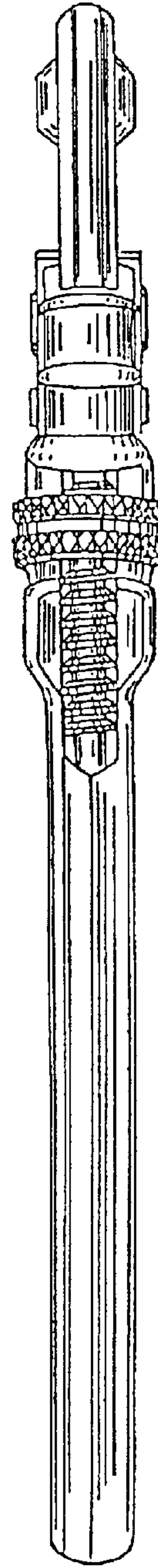
*Fig. 2*



*Fig. 3*

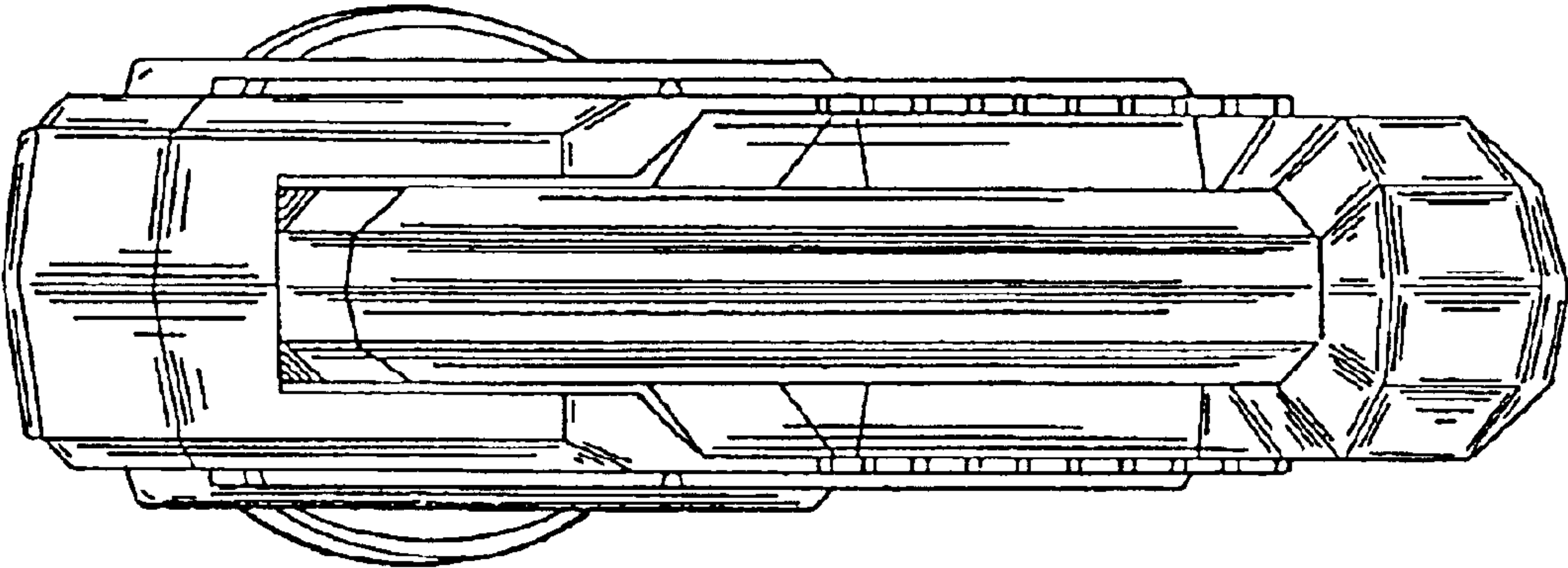


*Fig. 4*

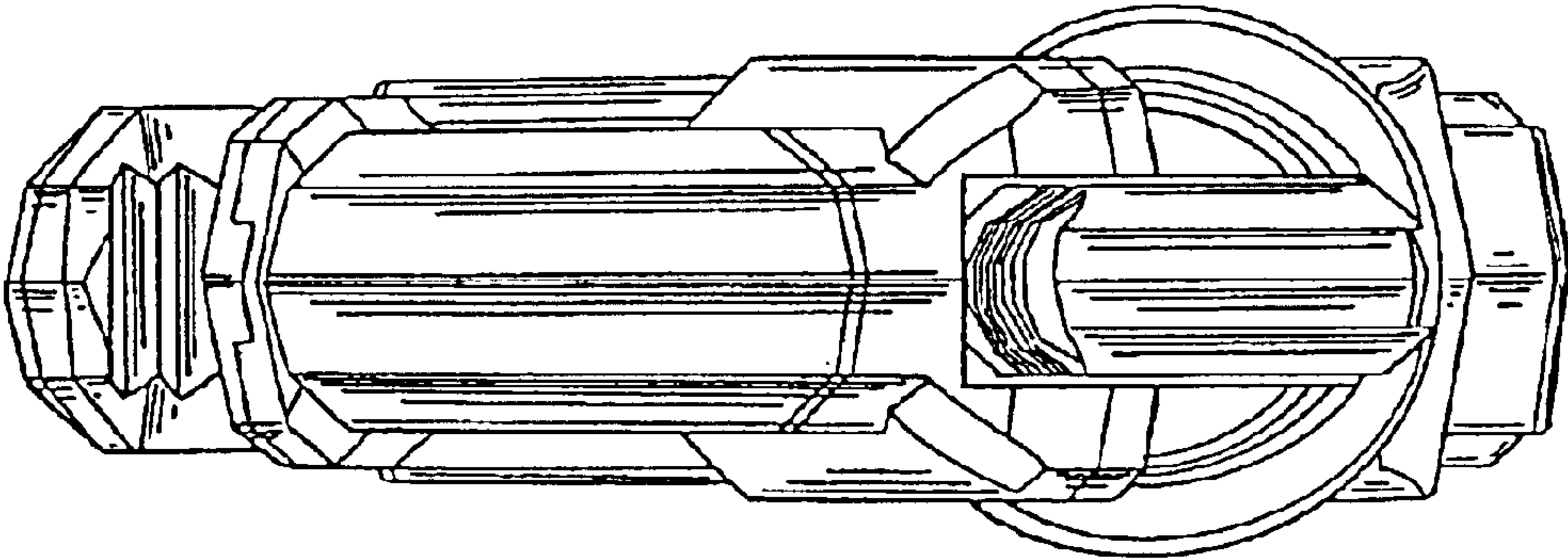


*Fig. 5*





*Fig. 6*



*Fig. 7*