

US00D494015S1

(12) **United States Design Patent**
Compagnucci

(10) **Patent No.:** **US D494,015 S**

(45) **Date of Patent:** **** Aug. 10, 2004**

(54) **BASKET**

(75) **Inventor:** **Rossano Compagnucci, Osimo (IT)**

(73) **Assignee:** **Compagnucci S.p.A., Maria Nuova (IT)**

(**) **Term:** **14 Years**

(21) **Appl. No.:** **29/194,405**

(22) **Filed:** **Nov. 24, 2003**

(30) **Foreign Application Priority Data**

May 28, 2003 (EP) 000037304

(51) **LOC (7) Cl.** **07-01**

(52) **U.S. Cl.** **D7/601**

(58) **Field of Search** D3/304-308, 310, D3/313, 315, 316, 201; D32/55, 58; D7/590, 600, 601, 704-706, 701; D6/566, 567; 211/41.1-41.9, 85.25, 50, 85.31, 40, 41.12, 181.1; 248/37.3, 107, 153, 175, 302

(56) **References Cited**

U.S. PATENT DOCUMENTS

1,254,287 A * 1/1918 Sterling 211/41.4

2,479,118 A * 8/1949 Jenness 211/41.5
2,708,037 A * 5/1955 Planeta 211/74
D295,125 S * 4/1988 Chap D7/704
D370,323 S * 5/1996 Lafond D32/55

* cited by examiner

Primary Examiner—Louis S. Zarfes

Assistant Examiner—Deanne Levy

(74) *Attorney, Agent, or Firm*—Armstrong, Kratz, Quintos, Hanson & Brooks, LLP

(57) **CLAIM**

The ornamental design for a basket, as shown.

DESCRIPTION

FIG. 1 is a top plan view of a basket showing my new design
FIG. 2 is a rear elevational view thereof in overturned position.

FIG. 3 is a front elevational view thereof.

FIG. 4 is a right side elevational view thereof.

FIG. 5 is a left side elevational view thereof.

FIG. 6 is a bottom plan view thereof; and,

FIG. 7 is a left perspective view thereof.

1 Claim, 2 Drawing Sheets

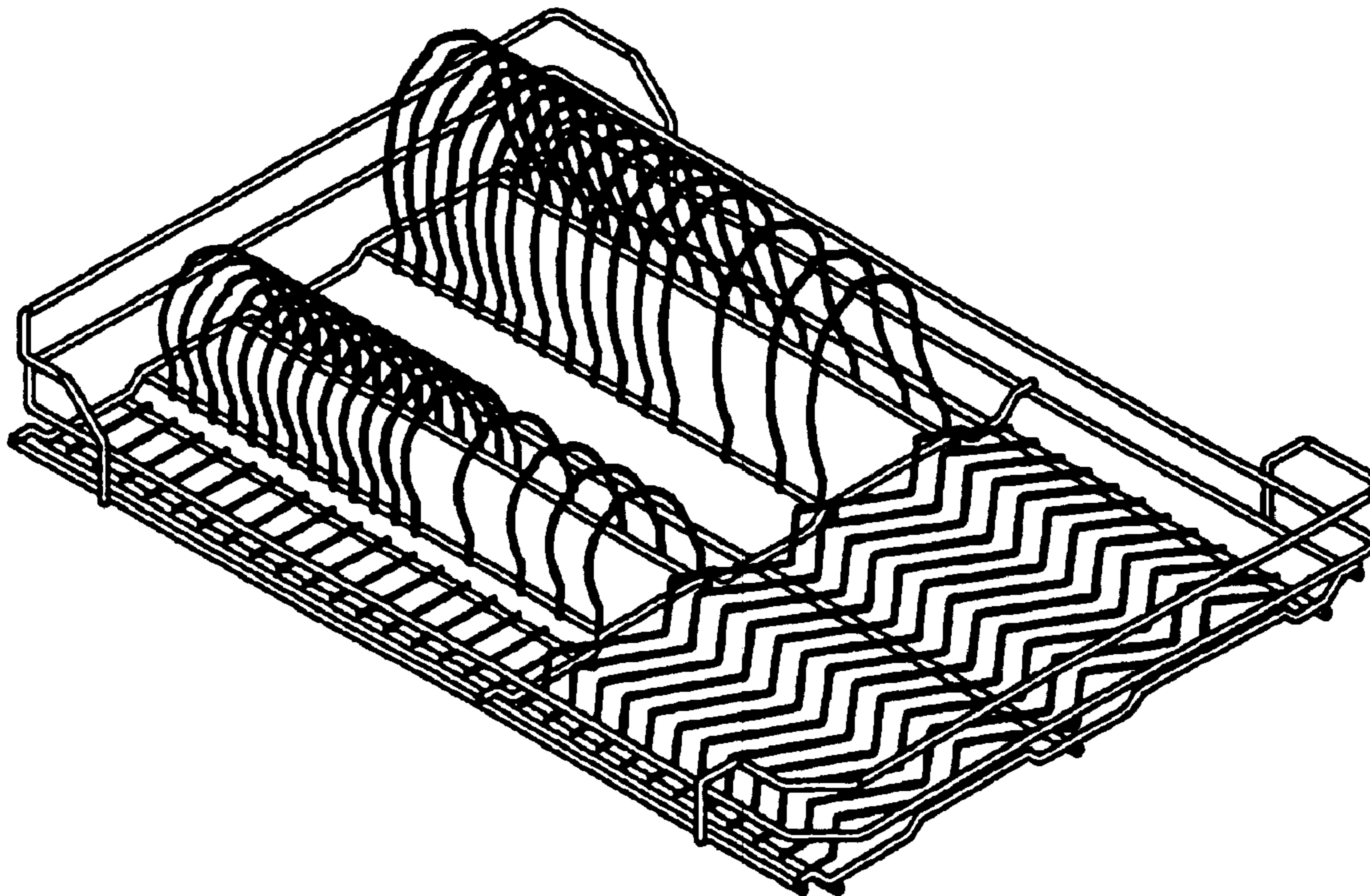


Fig. 3

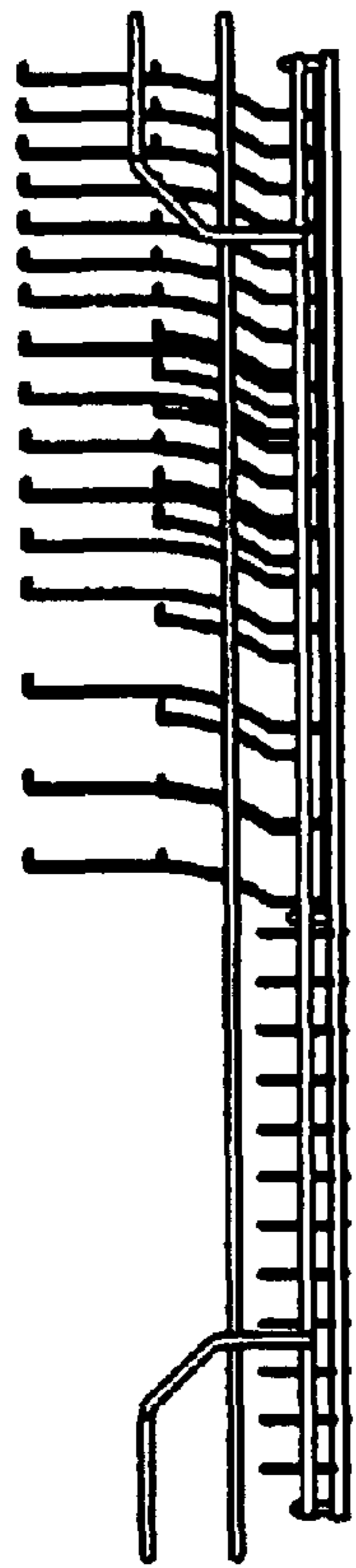
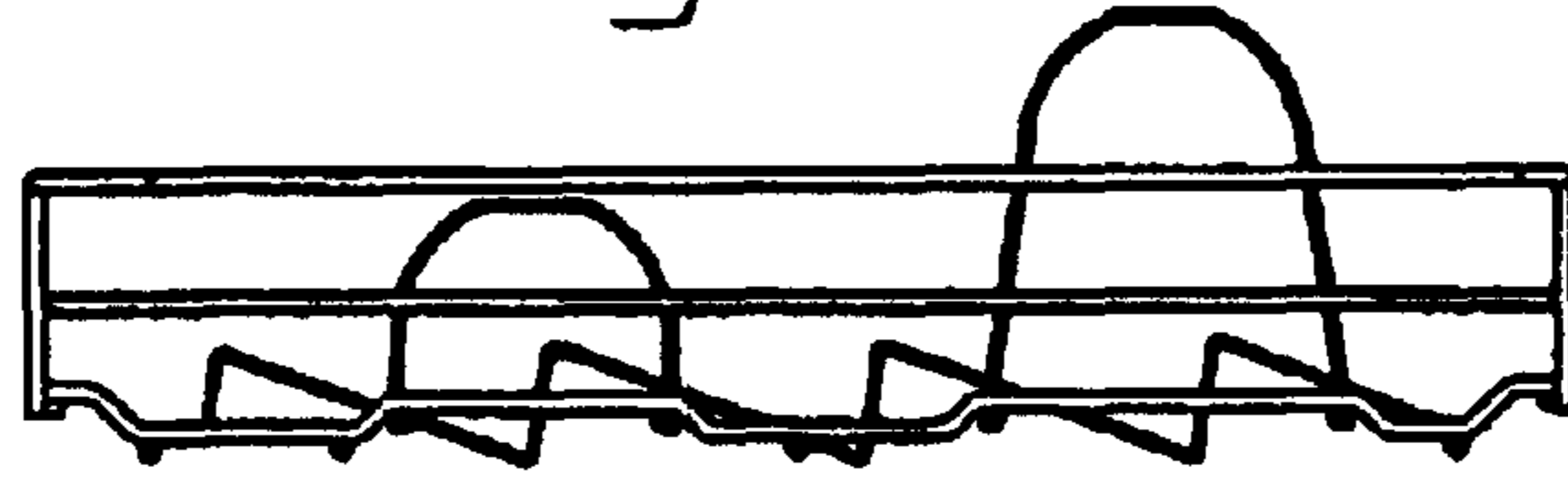


Fig. 4




Fig. 1

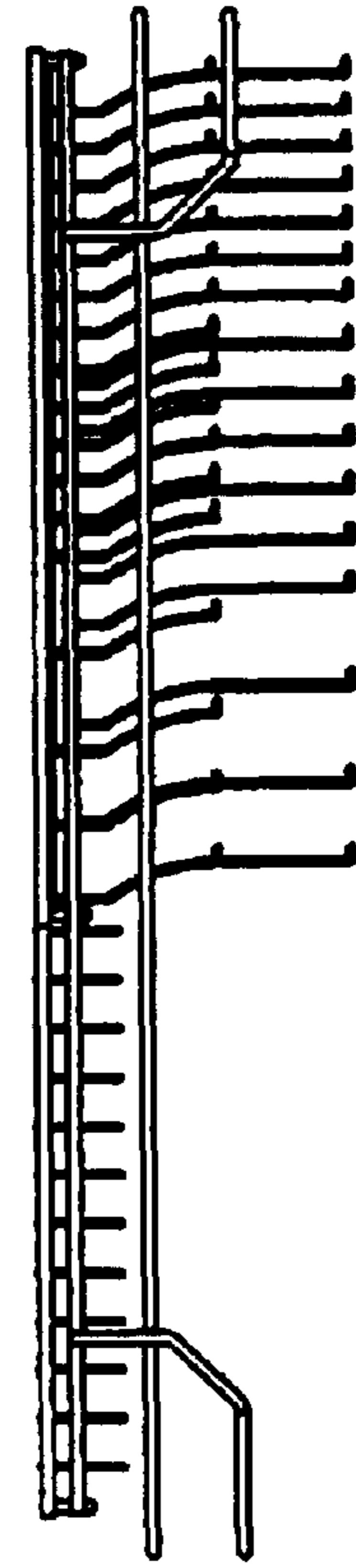


Fig. 5

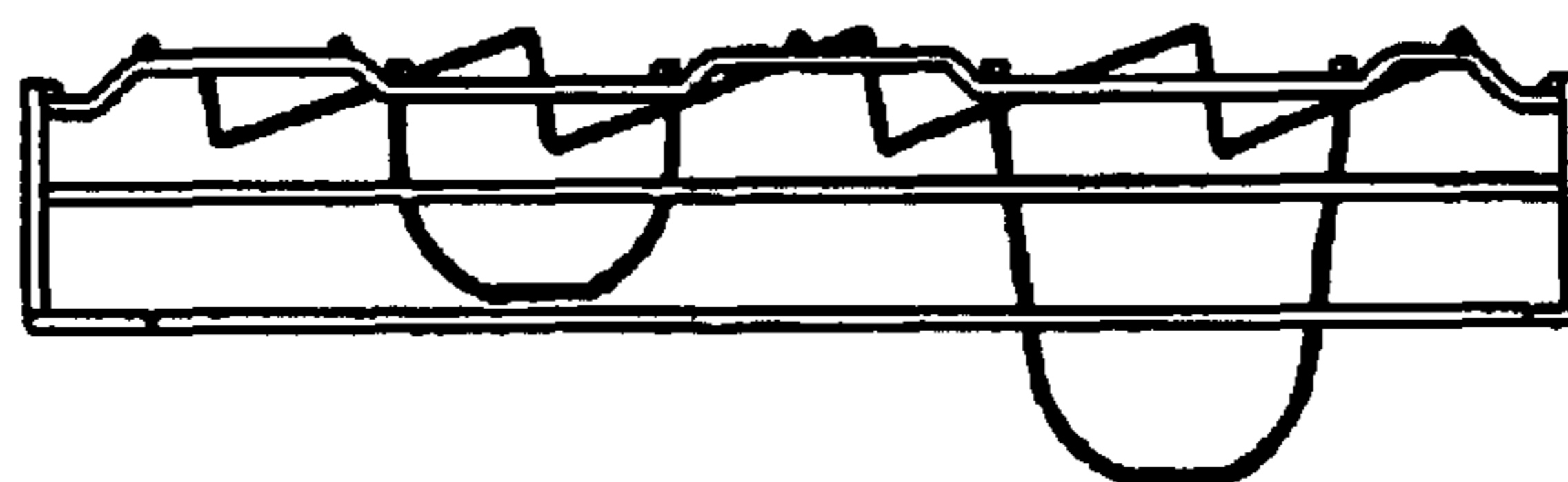


Fig. 2




Fig. 6

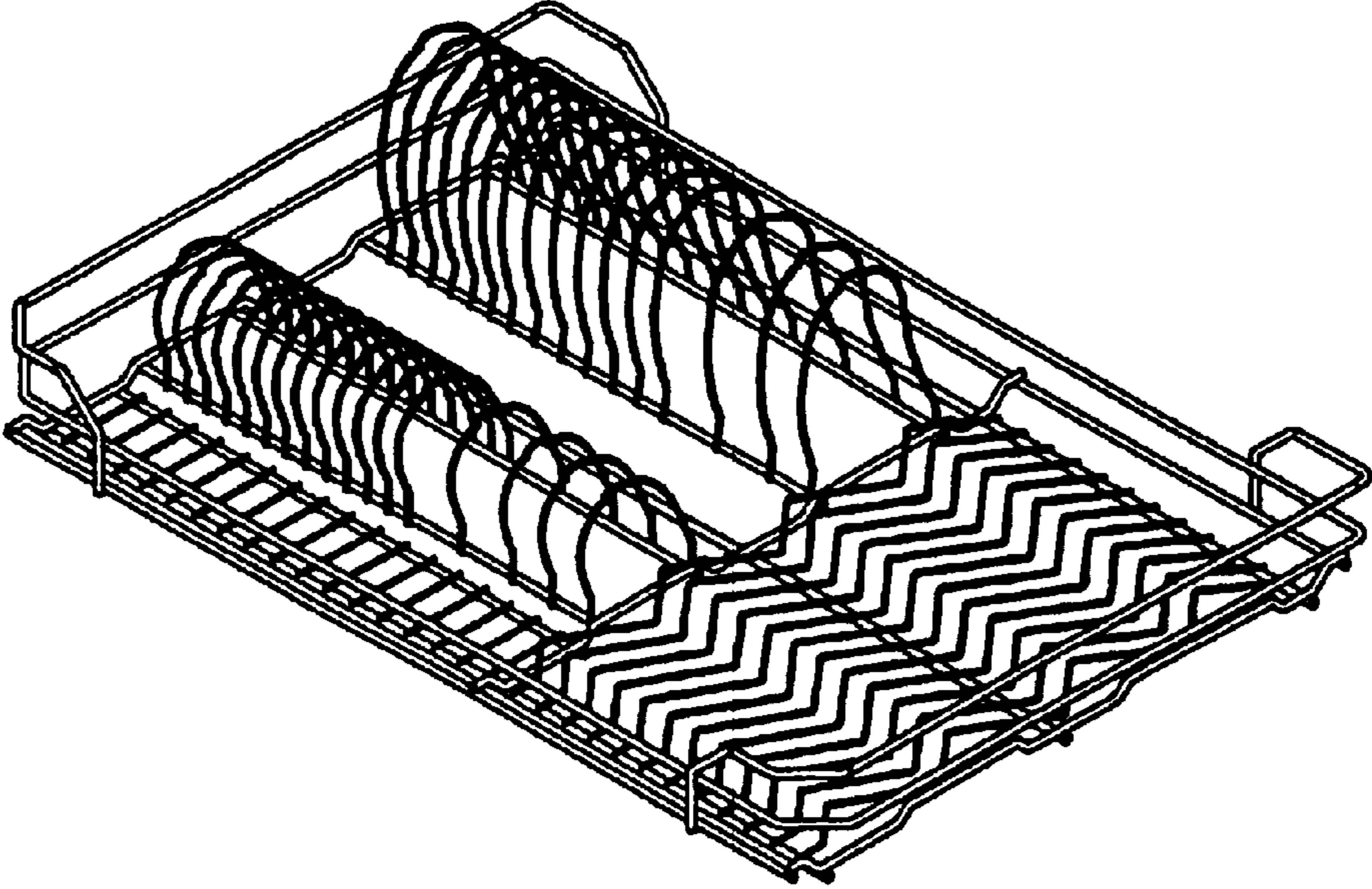


Fig. 7