

US00D494008S1

(12) **United States Design Patent**
Prommel et al.

(10) **Patent No.:** **US D494,008 S**
(45) **Date of Patent:** **** Aug. 10, 2004**

(54) **HANDLE FOR KITCHEN UTENSIL**

D442,427 S * 5/2001 Chau D7/395

(75) Inventors: **Mark Prommel**, New York, NY (US);
Noah Zamansky, Sydney (AU);
Wilfrido Loor Canizares, Brooklyn,
NY (US); **Boris Kontorovich**,
Brooklyn, NY (US); **Marcus**
Gabrielsson, Kullavik (SE)

* cited by examiner

Primary Examiner—Terry A. Wallace
(74) *Attorney, Agent, or Firm*—Seyfarth Shaw LLP

(73) Assignee: **World Kitchen (GHC), LLC**, Reston,
VA (US)

(57) **CLAIM**

The ornamental design for the handle for kitchen utensil, as
shown and described.

(**) Term: **14 Years**

DESCRIPTION

(21) Appl. No.: **29/180,840**

FIG. 1 is a perspective view of the handle showing our new
design, the phantom lines forming no part of the claimed
design;

(22) Filed: **Apr. 30, 2003**

(51) **LOC (7) Cl.** **07-06**

FIG. 2 is a top plan view of the handle;

(52) **U.S. Cl.** **D7/395**

FIG. 3 is a side elevational view of one side of the handle,
the other side being identical;

(58) **Field of Search** D7/393, 395, 681–696,
D7/401.2; D8/107; 16/110.1, 430, 431;
30/322–328

FIG. 4 is a bottom plan view thereof;

FIG. 5 is a front elevational view thereof; and,

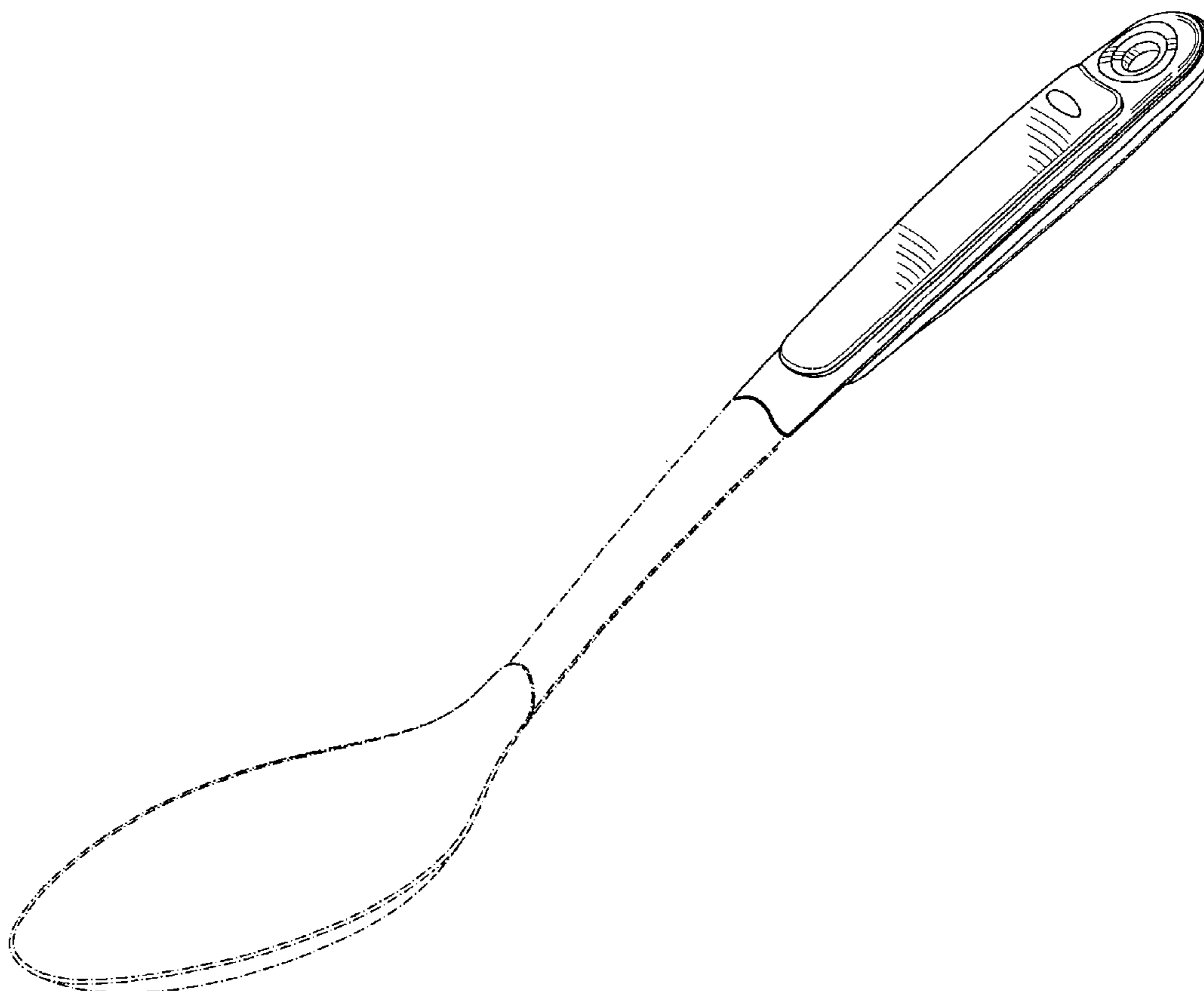
FIG. 6 is a rear elevational view thereof.

(56) **References Cited**

U.S. PATENT DOCUMENTS

D426,748 S * 6/2000 Chau D7/401.2

1 Claim, 2 Drawing Sheets



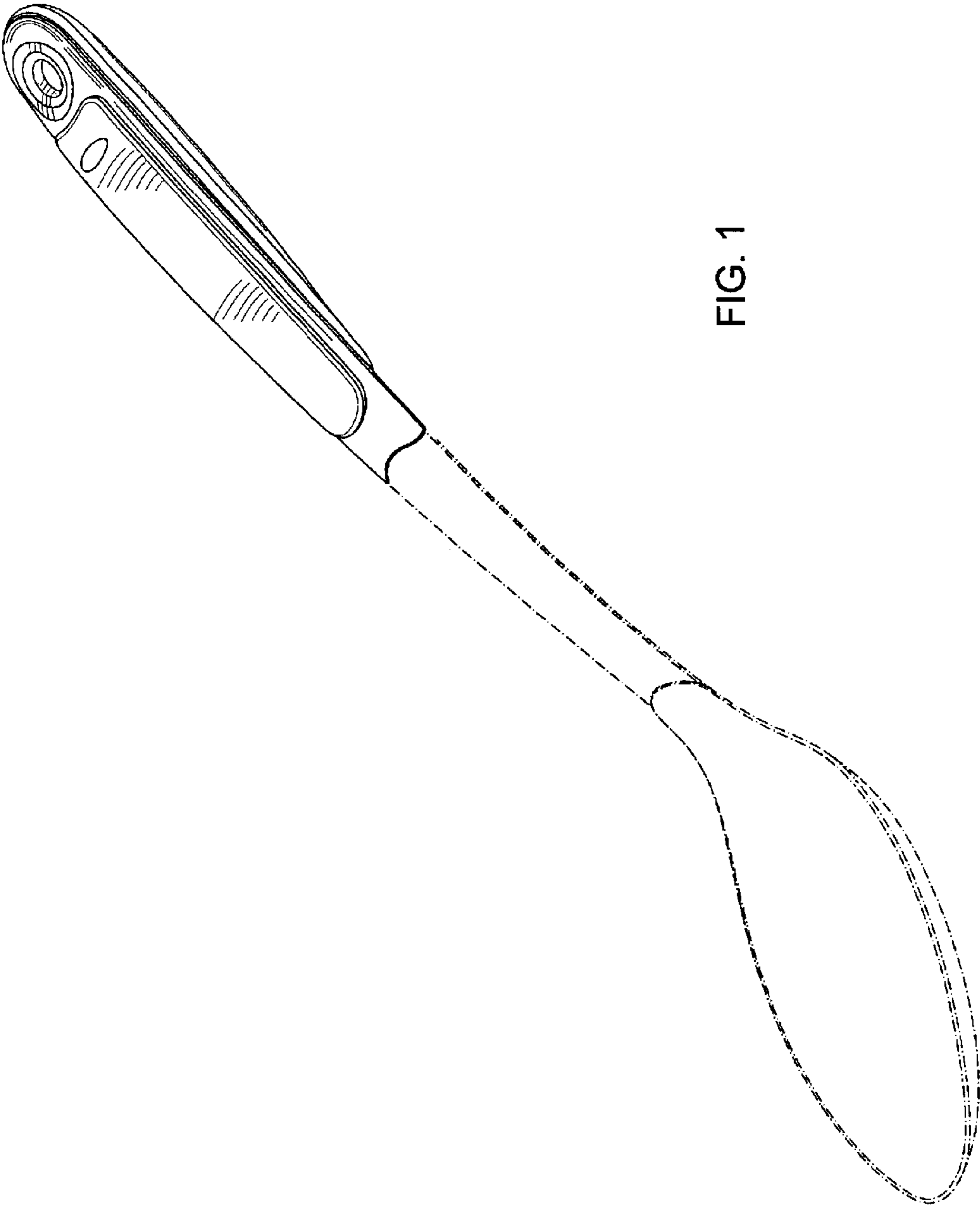


FIG. 1

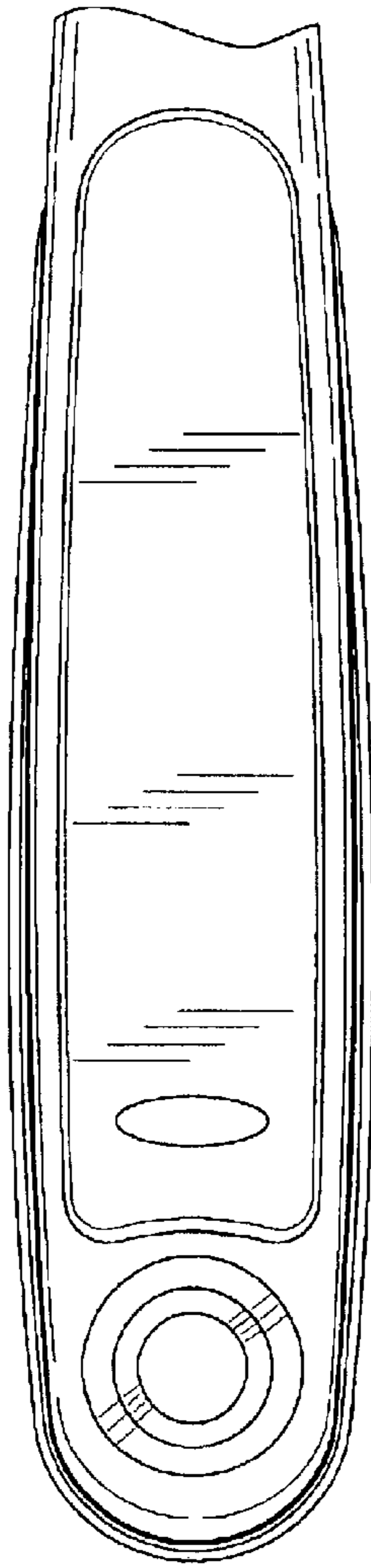


FIG. 2



FIG. 3




FIG. 4

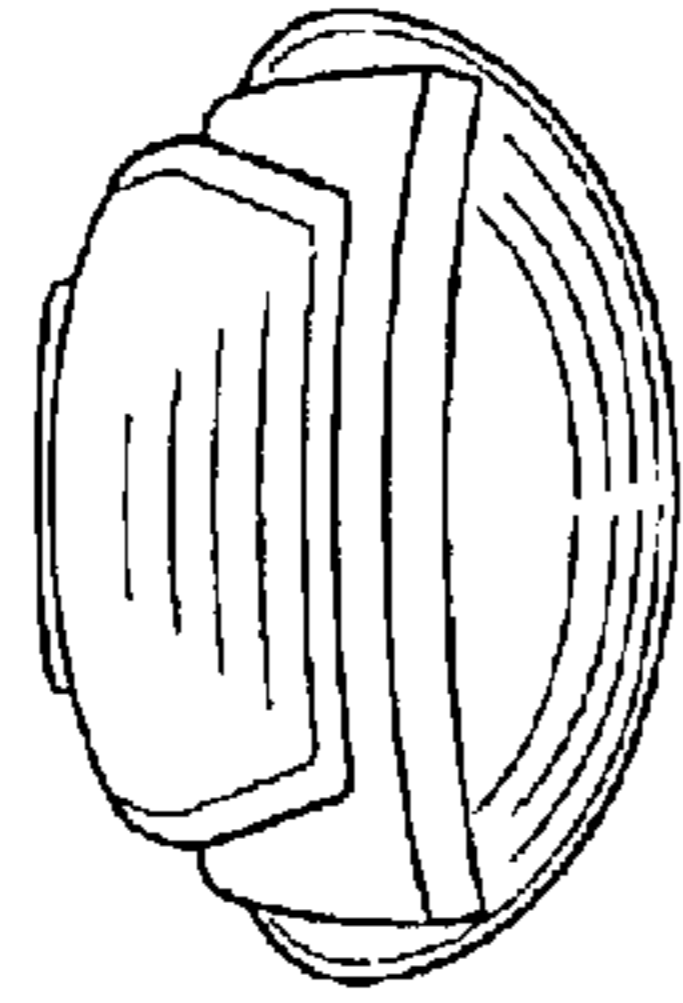


FIG. 5

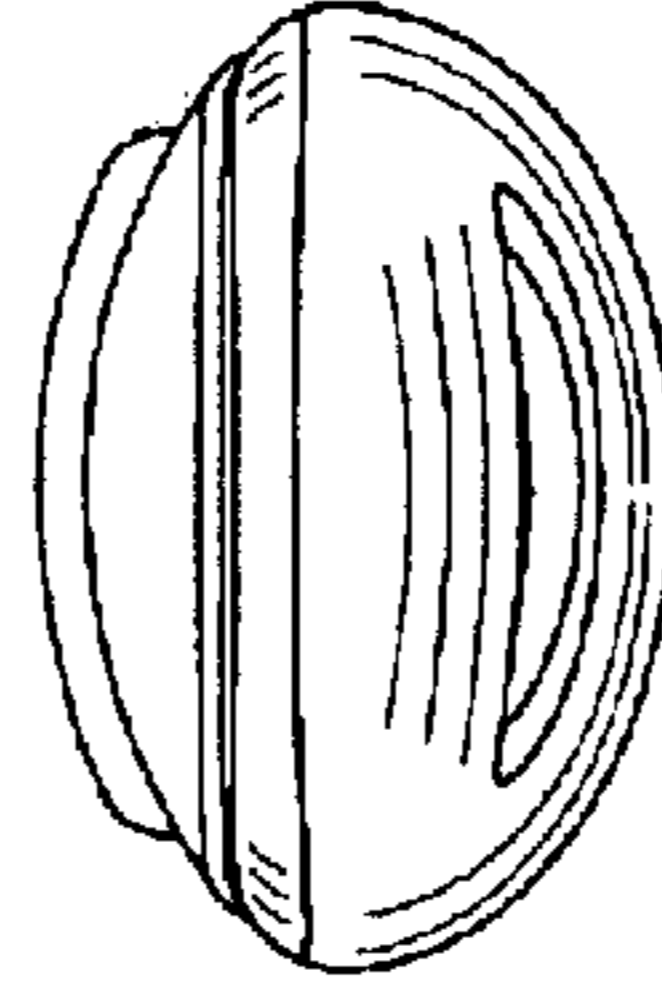


FIG. 6