

US00D494005S1

(12) **United States Design Patent**
Lagrange

(10) **Patent No.:** **US D494,005 S**

(45) **Date of Patent:** **** Aug. 10, 2004**

(54) **FONDUE APPARATUS**

5,749,286 A * 5/1998 Payette 99/413

(75) Inventor: **Valérie Lagrange**, Rumilly (FR)

* cited by examiner

(73) Assignee: **Tefal S.A.**, Rumilly (FR)

Primary Examiner—Lisa Lichtenstein

(74) *Attorney, Agent, or Firm*—Young & Thompson

(**) Term: **14 Years**

(57) **CLAIM**

(21) Appl. No.: **29/175,643**

The ornamental design for a fondue apparatus, as shown and described.

(22) Filed: **Feb. 10, 2003**

(30) **Foreign Application Priority Data**

Aug. 8, 2002 (FR) 02 4862

(51) **LOC (7) Cl.** **07-02**

(52) **U.S. Cl.** **D7/360**

(58) **Field of Search** D7/354-361; 99/403,
99/413, 417, 419, 421 R

(56) **References Cited**

U.S. PATENT DOCUMENTS

3,543,674 A * 12/1970 Kunze 99/403

5,154,116 A * 10/1992 Dube 99/403

DESCRIPTION

FIG. 1 is a top and side perspective view of a fondue apparatus showing my new design;

FIG. 2 is a side elevational view thereof;

FIG. 3 is a top and side perspective view of the casserole alone, of the fondue apparatus;


FIG. 4 is a side elevational view of the casserole alone, the side opposite that shown in FIG. 4 being identical thereto;

FIG. 5 is a top plan view of the casserole alone;

FIG. 6 is a bottom plan view of a cover of the casserole; and,

FIG. 7 is a bottom plan view of the casserole alone.

1 Claim, 4 Drawing Sheets






FIG 1




FIG 2




FIG 3




FIG 4




FIG 5




FIG 6




FIG 7