

US00D493983S1

(12) **United States Design Patent**
Di Guglielmo et al.

(10) **Patent No.:** **US D493,983 S**

(45) **Date of Patent:** **** Aug. 10, 2004**

(54) **TABLE**

(76) Inventors: **Antonio Di Guglielmo**, 1294 Baylor Pl., Riverside, CA (US) 92506; **Angelo Di Guglielmo**, 2406 Piedmont Dr., Riverside, CA (US) 92506

(**) **Term:** **14 Years**

(21) **Appl. No.:** **29/174,869**

(22) **Filed:** **Jan. 24, 2003**

(51) **LOC (7) Cl.** **06-03**

(52) **U.S. Cl.** **D6/484**

(58) **Field of Search** D6/480-489, 495;
108/153.1, 155, 156, 157.1, 157.11, 161;
248/188, 188.1, 188.8

(56) **References Cited**

U.S. PATENT DOCUMENTS

D203,448 S * 1/1966 Klein et al. D6/480
D223,538 S * 5/1972 Manning D6/484
D334,312 S * 3/1993 Glass D6/484

OTHER PUBLICATIONS

Modern Furniture Designs, 1950-1980s by Sembach, c1997, p. 173, table at bottom.*

* cited by examiner

Primary Examiner—Janice E. Seeger

(74) *Attorney, Agent, or Firm*—Knobbe Martens Olson & Bear LLP

(57) **CLAIM**

The ornamental design for a table, as shown as described.

DESCRIPTION

FIG. 1 is a left front perspective view of a table of the present design;

FIG. 2 is a top view of the table of FIG. 1;

FIG. 3 is a bottom view of the table of FIG. 1;

FIG. 4 is a side elevational view of the table of FIG. 1, the opposite side being identical thereto;

FIG. 5 is an end elevational view of the table of FIG. 1, the opposite side being identical thereto;

FIG. 6 is a left front perspective view of a second embodiment of a table of the present design;

FIG. 7 is a top view of the table in FIG. 6; and,

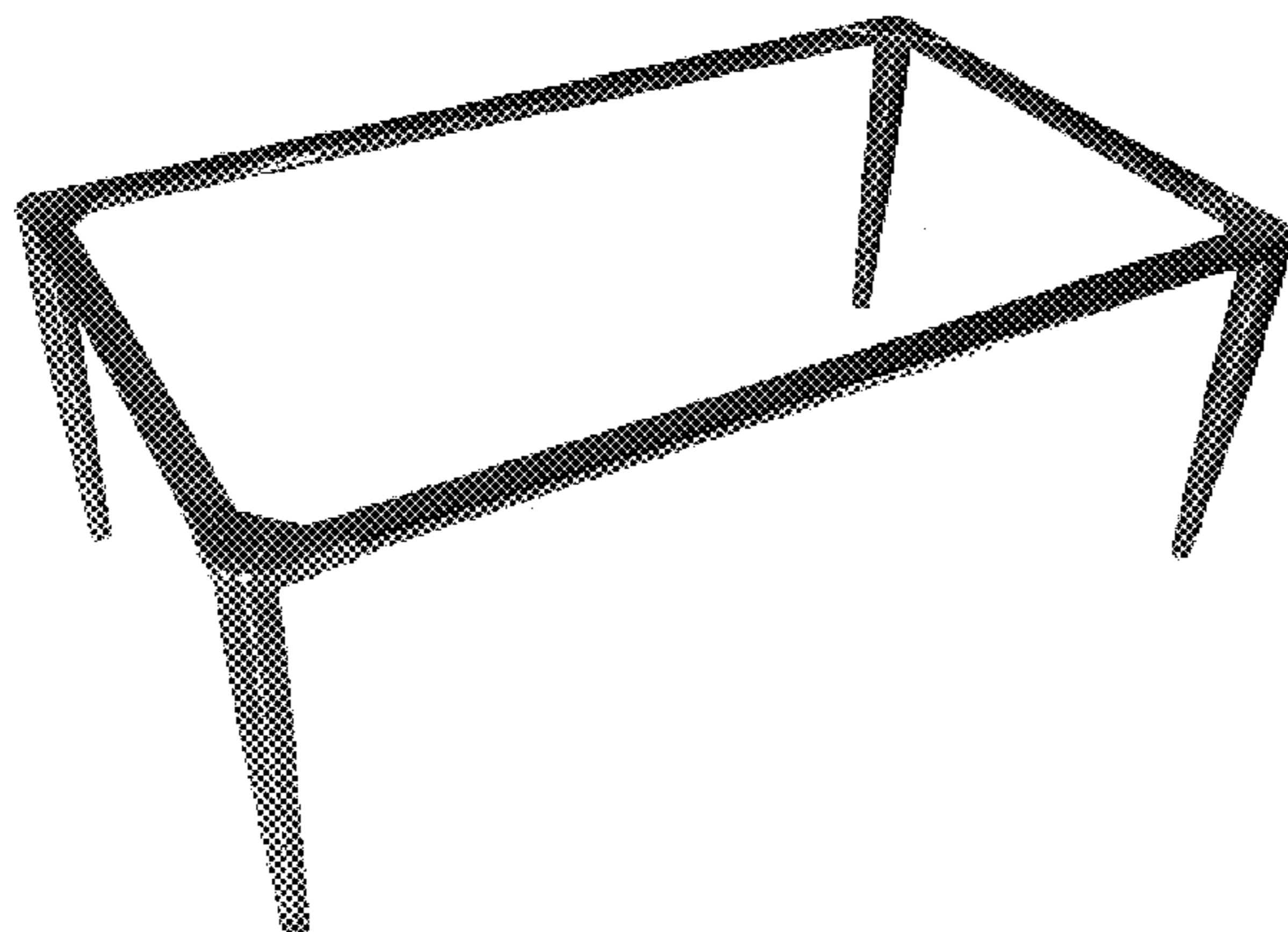
FIG. 8 is a left front perspective view of a third embodiment of a table of the present design;

FIG. 9 is a top view of the table in FIG. 8;

FIG. 10 is a right perspective view of a fourth embodiment of a table of the present design; and,

FIG. 11 is a top view of the table in FIG. 10.

1 Claim, 11 Drawing Sheets






FIG. 1




FIG. 2




FIG. 3




FIG. 4

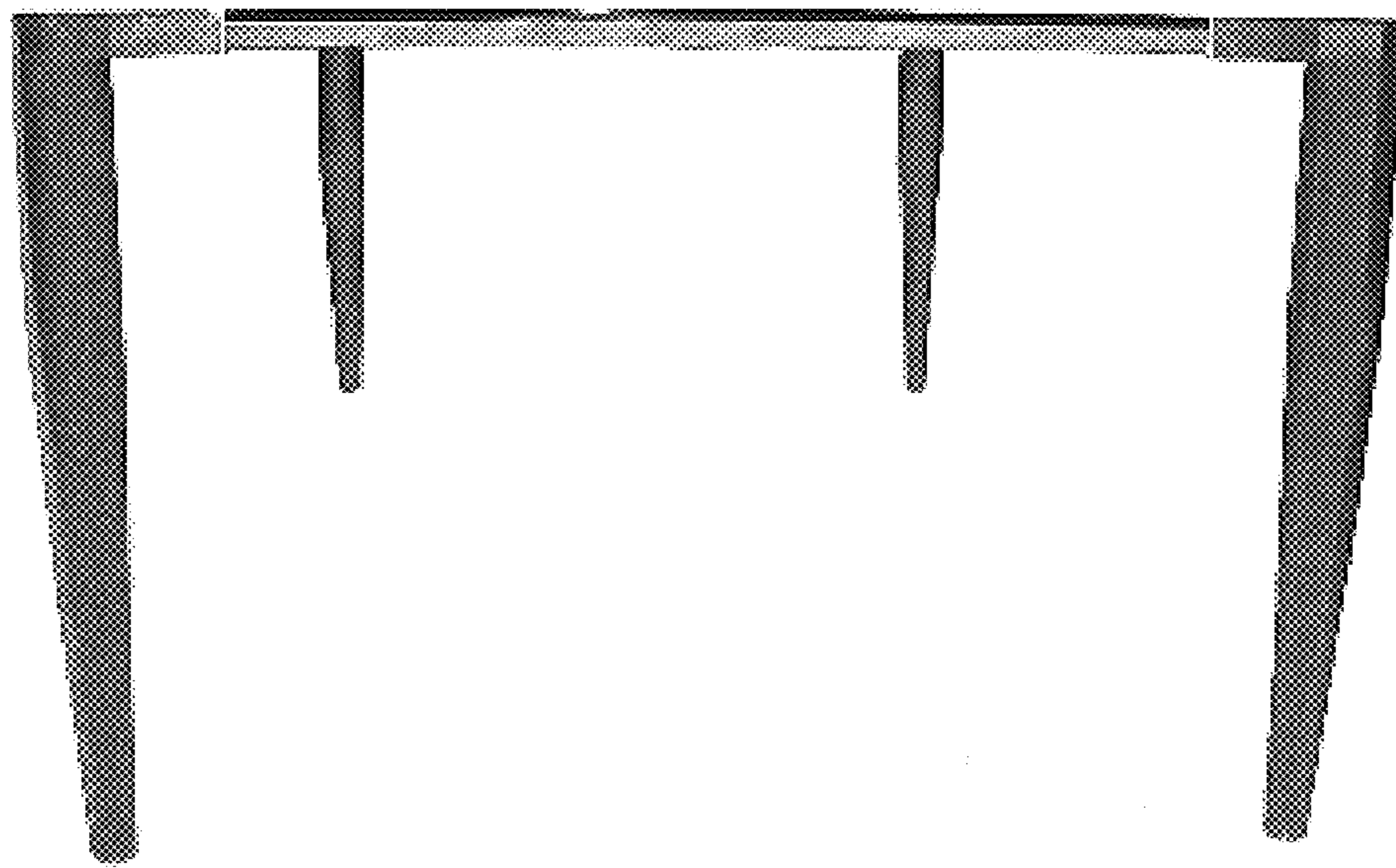


FIG. 5



FIG. 6




FIG. 7




FIG. 8




FIG. 9



FIG. 10




FIG. 11