



US00D493962S1

(12) **United States Design Patent** (10) **Patent No.:** **US D493,962 S**
Dotterman et al. (45) **Date of Patent:** **** Aug. 10, 2004**

(54) **HANDLE FOR A KITCHEN TOOL**
(75) Inventors: **Perry S. Dotterman**, Maplewood, MN (US); **Michael J. Kubes**, Oakdale, MN (US)
(73) Assignee: **3M Innovative Properties Company**, St. Paul, MN (US)
(**) Term: **14 Years**

6,250,833 B1 6/2001 Perry et al.
D445,257 S 7/2001 Hay
6,290,512 B1 9/2001 Mullen, Jr.
D448,973 S 10/2001 Hay et al.
6,425,701 B1 * 7/2002 Jacobs 401/6
D461,058 S 8/2002 Hay
D473,057 S 4/2003 Chan
D473,716 S 4/2003 Nykoluk
D474,896 S 5/2003 Riddell

(21) Appl. No.: **29/181,670**
(22) Filed: **May 14, 2003**

FOREIGN PATENT DOCUMENTS
EP 0 480 799 10/1991
GB 2 222 298 6/1989
JP 2002045326 A * 2/2002 A47L/17/00

(51) **LOC (7) Cl.** **04-01**
(52) **U.S. Cl.** **D4/138; D32/45; D32/51**
(58) **Field of Search** D4/114, 132, 137, D4/138; D32/45, 51; 401/6, 146, 188 R, 205-207, 270, 275, 276, 279; 15/210.1, 244.1

OTHER PUBLICATIONS

HK TM Reg. No. 200103397, filed Mar. 1, 2001.
Pages HC-1 and HC-2 of a catalog from Hayco Manufacturing Ltd., showing brushes sold more than one year prior to the filing date of the subject application.
Brochure entitled "Scotch-Brite® Dishwand" from 3M Home Care Division; 2001 (70-0708-9685-0 (81.5) DPI) 1 pg.

(56) **References Cited**

U.S. PATENT DOCUMENTS

D126,041 S 3/1941 Cosby
D149,677 S 5/1948 Roblin
D192,298 S 2/1962 Hvale et al.
D193,171 S * 7/1962 Hulsh D4/114
D193,496 S 8/1962 Jacoff
4,826,340 A * 5/1989 Rothweiler et al. 401/279
D330,788 S 11/1992 Berti
D356,446 S 3/1995 Hoagland
5,454,659 A 10/1995 Vosbikian et al.
D373,904 S 9/1996 Vanderhoef et al.
D383,049 S 9/1997 Concari et al.
D387,704 S * 12/1997 Berti D4/114
D395,217 S 6/1998 Start
5,794,302 A 8/1998 Lin
D403,946 S 1/1999 Shih
D411,077 S 6/1999 Kwok
D411,780 S 7/1999 Muller
D417,121 S 11/1999 Brunianyn
D420,887 S 2/2000 Chen
D432,354 S 10/2000 Wagner
D438,013 S 2/2001 Hay
D439,052 S 3/2001 Hay
D439,053 S 3/2001 Hay

* cited by examiner

Primary Examiner—Alan P. Douglas
Assistant Examiner—Lavone D. Tabor
(74) *Attorney, Agent, or Firm*—David B. Patchett

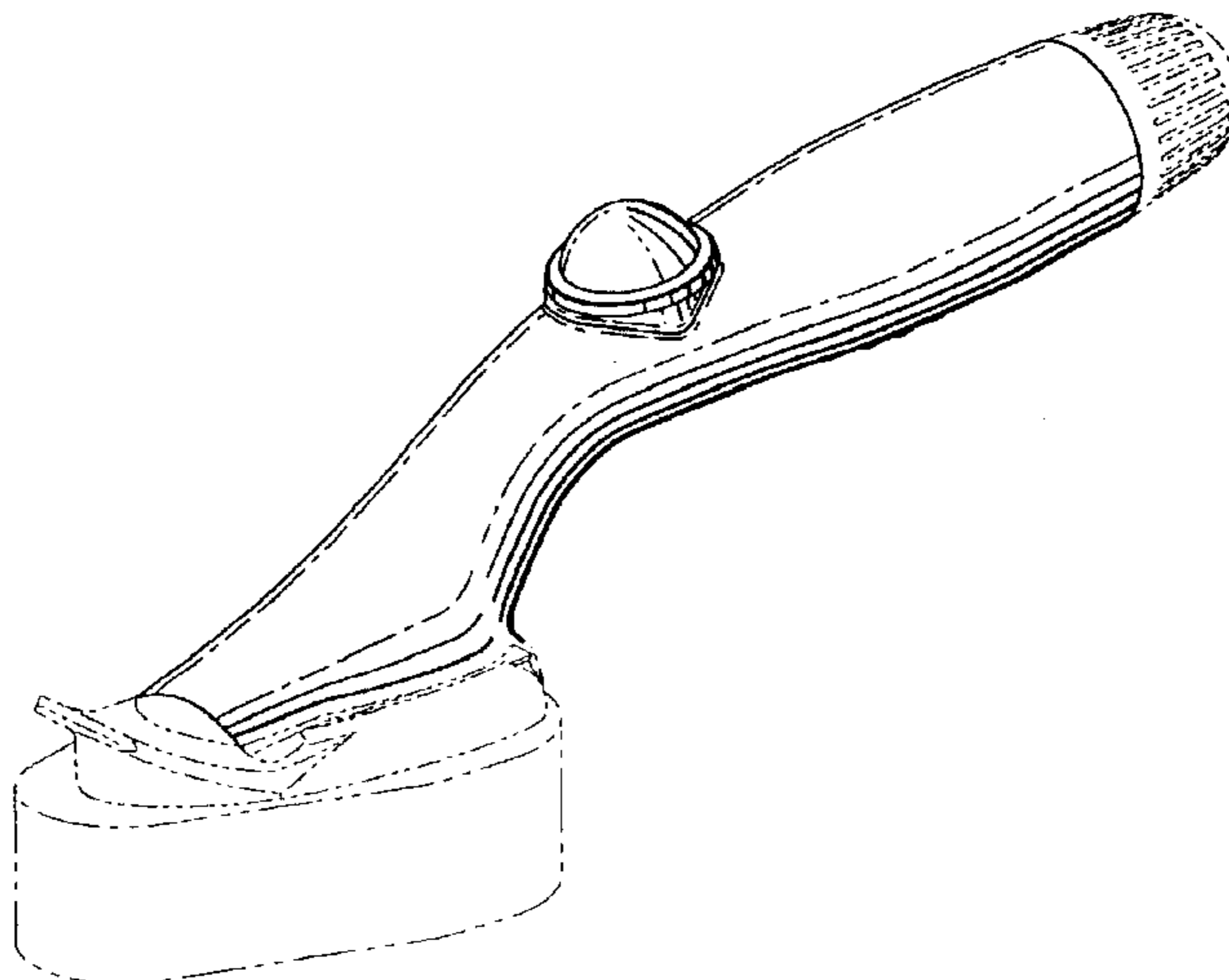
(57) **CLAIM**

The ornamental design for a handle for a kitchen tool, substantially as shown and described.

DESCRIPTION

FIG. 1 is a perspective view of a handle for a kitchen tool showing our new design;
FIG. 2 is a side elevational view thereof;
FIG. 3 is a top plan view thereof;
FIG. 4 is a bottom plan view thereof;
FIG. 5 is a front elevational view thereof; and,
FIG. 6 is a rear elevational view thereof.
The broken line drawing in all figure views is for illustrative purposes only, and forms no part of the claimed design.

1 Claim, 2 Drawing Sheets



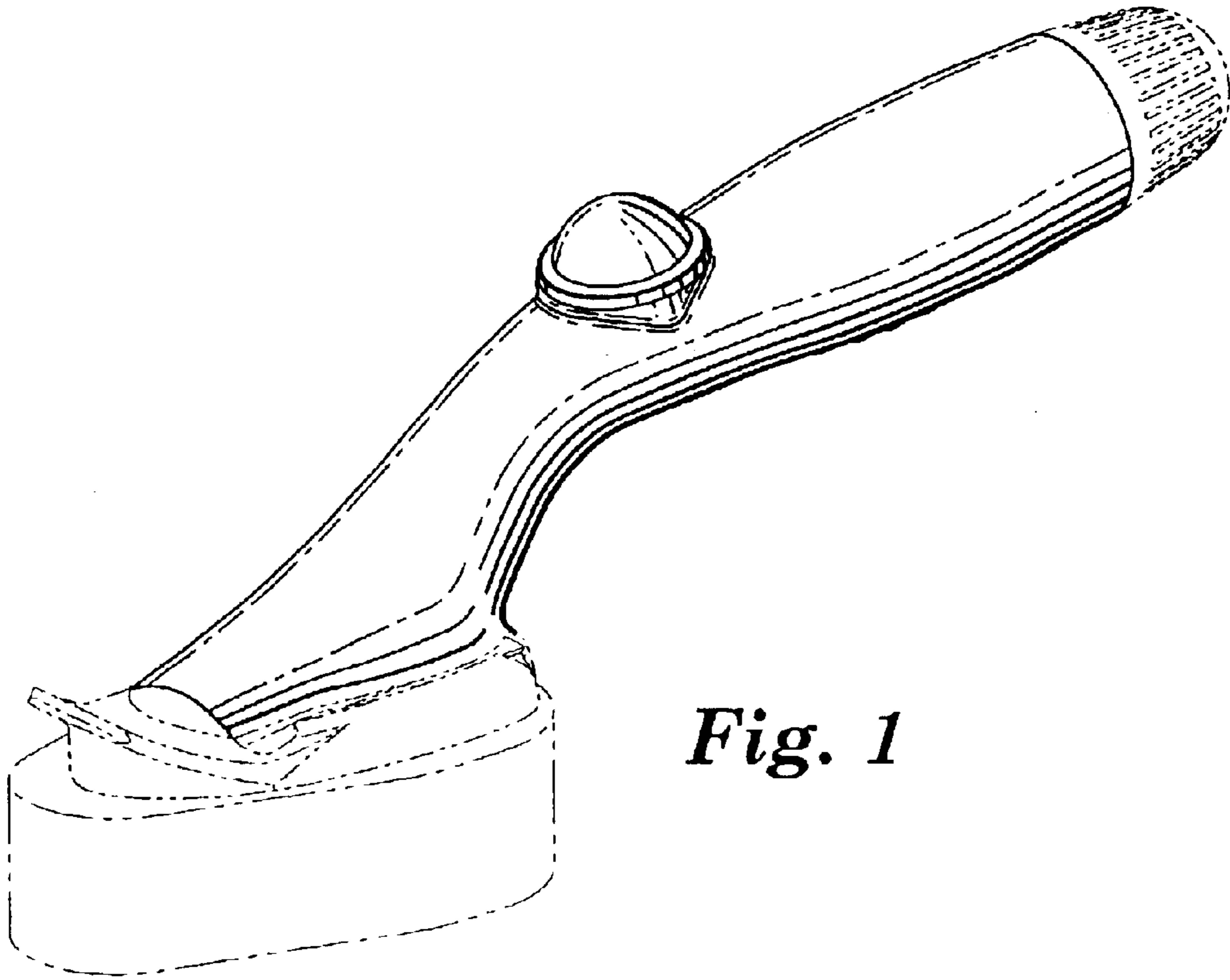


Fig. 1

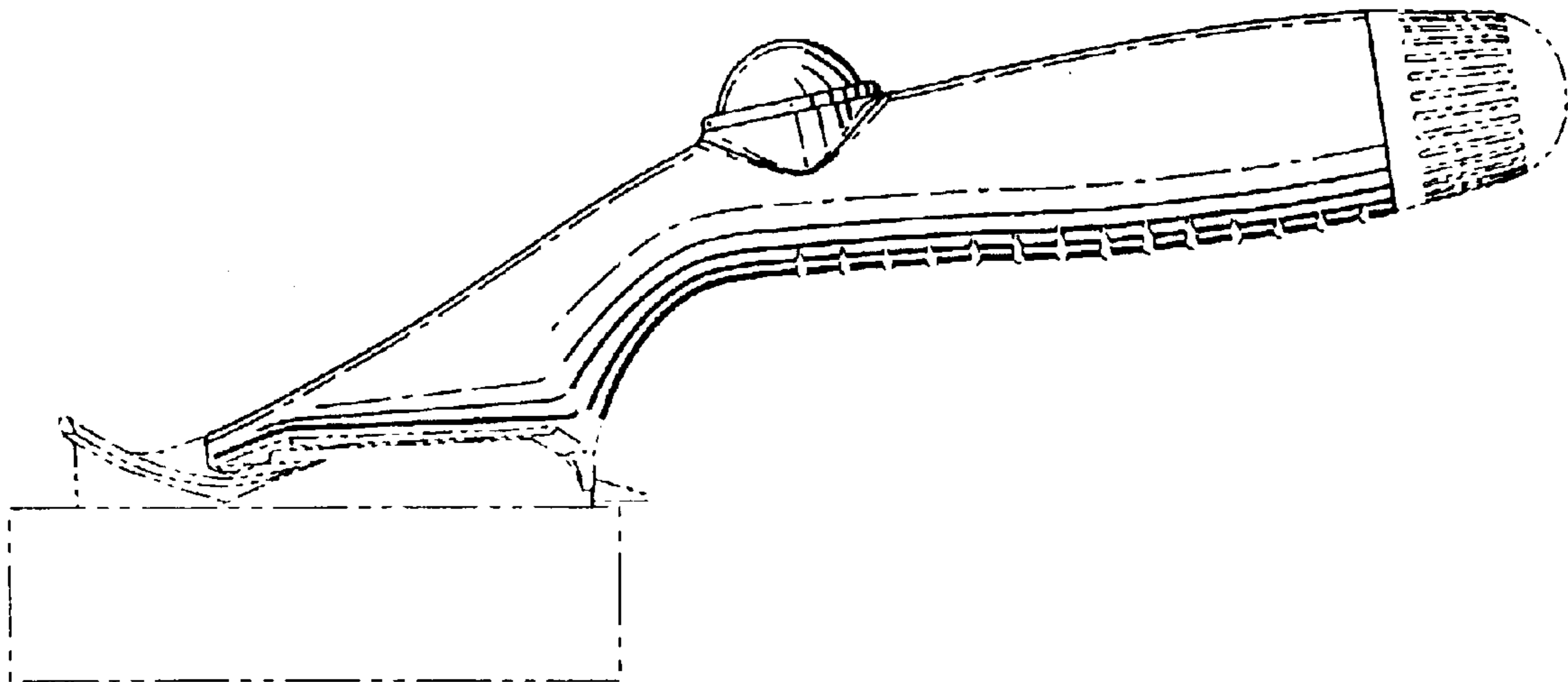


Fig. 2

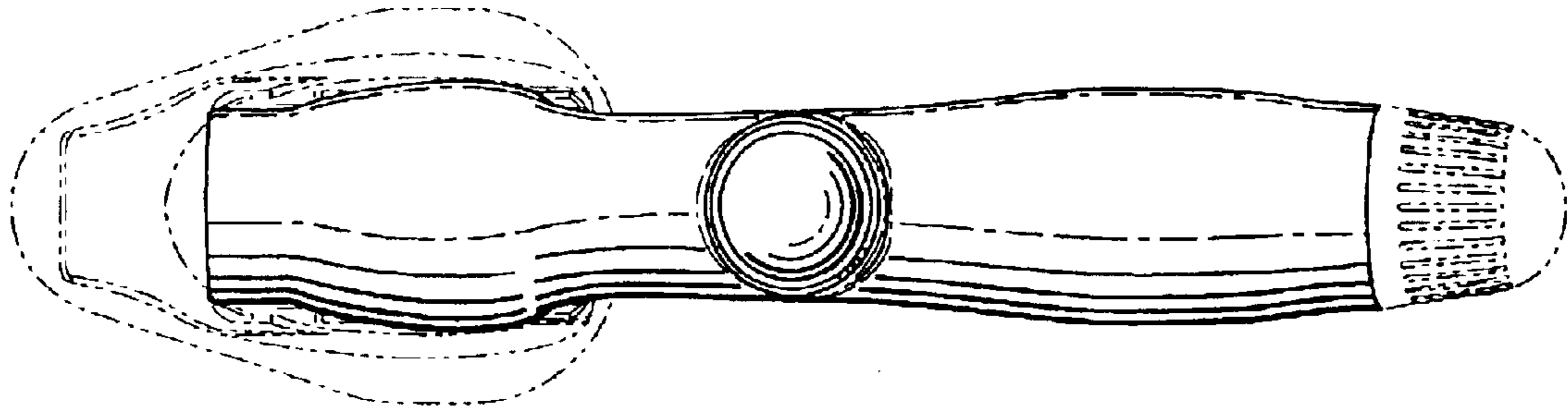


Fig. 3

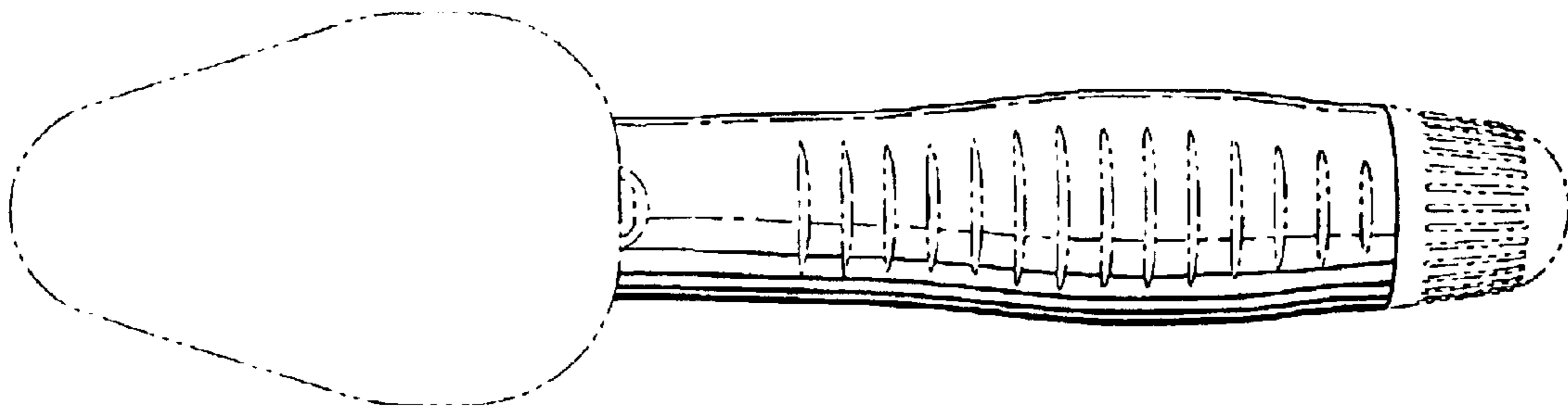


Fig. 4

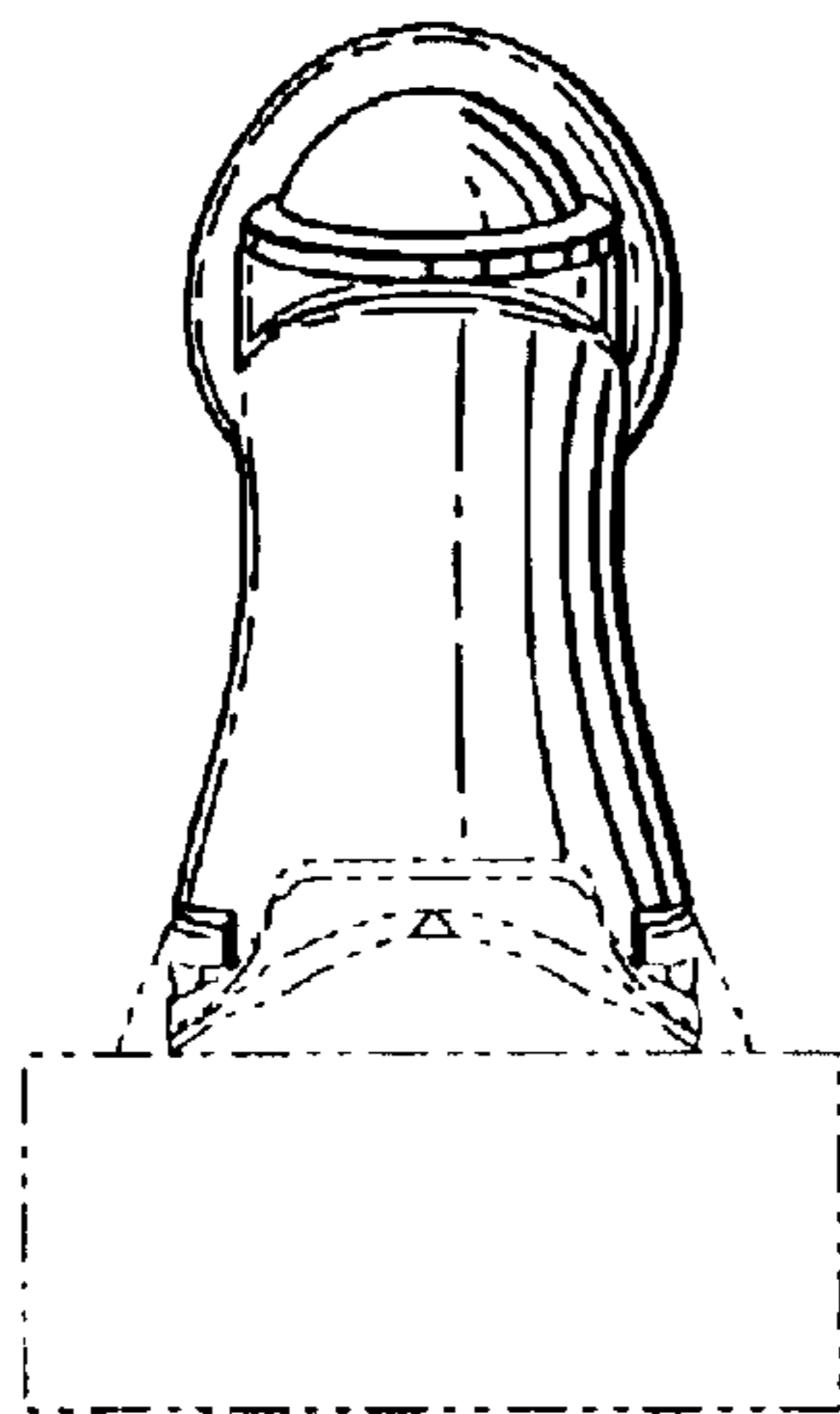


Fig. 5

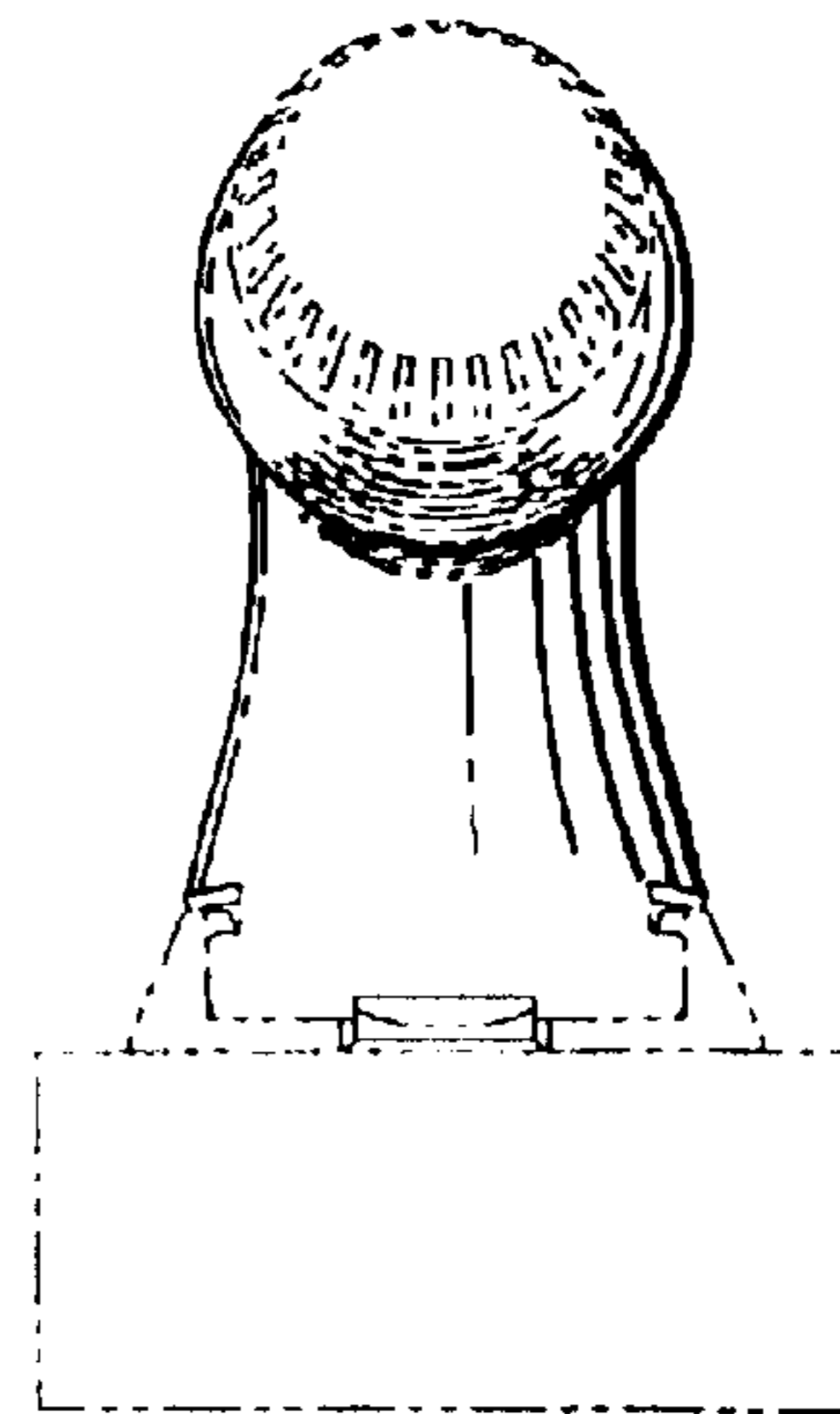


Fig. 6

UNITED STATES PATENT AND TRADEMARK OFFICE
Certificate

Patent No. D493,962 S

Patented: August 10, 2004

On petition requesting issuance of a certificate for correction of inventorship pursuant to 35 U.S.C. 256, it has been found that the above identified patent, through error and without any deceptive intent, improperly sets forth the inventorship.

Accordingly, it is hereby certified that the correct inventorship of this patent is: Perry S. Dotterman, Maplewood, MN (US); Michael J. Kubes, Oakdale, MN (US); and Arthur V. Lang, Maplewood, MN (US);

Signed and Sealed this Fourth Day of November 2008.

ALAN P. DOUGLAS
Supervisory Patent Examiner
Art Unit 2911