

US00D493960S1

(12) **United States Design Patent**
Jimenez et al.

(10) **Patent No.:** **US D493,960 S**

(45) **Date of Patent:** **** Aug. 10, 2004**

(54) **ELECTRIC TOOTHBRUSH HANDLE**

D474,895 S * 5/2003 Breit D4/101
D479,046 S * 9/2003 Winkler D4/104
D484,312 S * 12/2003 Li D4/101

(75) Inventors: **Eduardo Jimenez**, Manalapan, NJ (US); **Dan Cuffaro**, Melrose, MA (US); **Christine Enderby**, Chelsea, MA (US); **Thomas Swyst**, Arlington, MA (US)

* cited by examiner

(73) Assignee: **Colgate-Palmolive Company**, New York, NY (US)

Primary Examiner—Alan P. Douglas
Assistant Examiner—Lavone D. Tabor

(**) Term: **14 Years**

(74) *Attorney, Agent, or Firm*—Clifford E. Wilkins; Henry S. Goldfine

(21) Appl. No.: **29/181,500**

(57) **CLAIM**

(22) Filed: **May 12, 2003**

The ornamental design for an electric toothbrush handle, as shown and described.

(51) **LOC (7) Cl.** **28-03**

(52) **U.S. Cl.** **D4/101**

(58) **Field of Search** D4/100–102, 104–112, D4/132, 134, 138; D8/61, 107; 15/22.1, 23, 24, 28, 29, 143.1, 167.1; 16/430, 431; 81/54, 57.11, 57.14, 58.1; 132/308, 311; 173/170, 217

DESCRIPTION

FIG. 1 is a front elevation view of a first embodiment of an electric toothbrush handle of our new design; FIG. 2 is a left side elevation view thereof, the right side view being a mirror image; FIG. 3 is a back elevation view thereof; FIG. 4 is a top plan view thereof; FIG. 5 is a bottom plan view thereof; FIG. 6 is a top perspective view thereof, as seen from the bottom left side; and, FIG. 7 is a back perspective view thereof, as seen from the bottom right side.

The toothbrush head is shown in broken lines for illustrative purposes only and forms no part of the claimed design.

(56) **References Cited**

U.S. PATENT DOCUMENTS

D204,127 S * 3/1966 Syvertson D4/101
D373,903 S * 9/1996 Stützer et al. D4/104
D382,407 S * 8/1997 Craft et al. D4/101
D423,224 S * 4/2000 Sale et al. D4/101
D436,254 S * 1/2001 Kling et al. D4/101

1 Claim, 3 Drawing Sheets

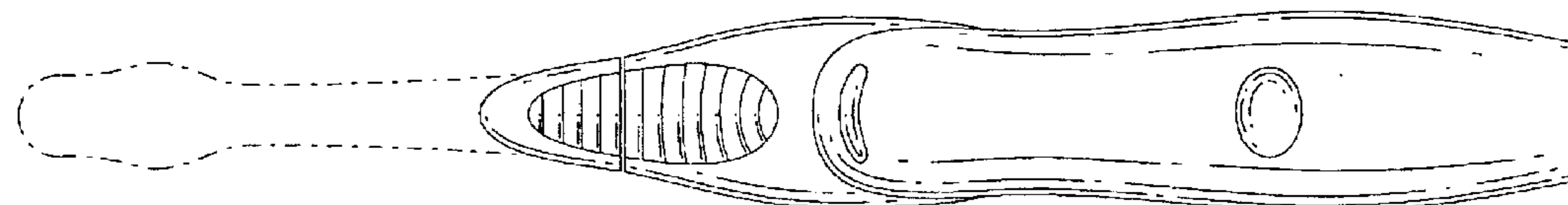

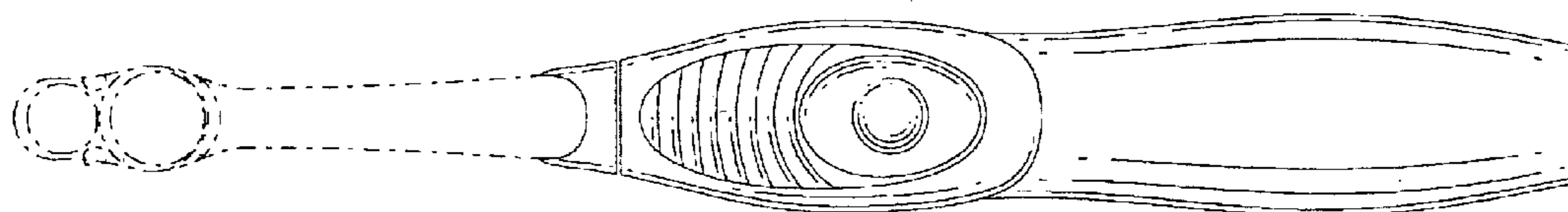


FIG. 1

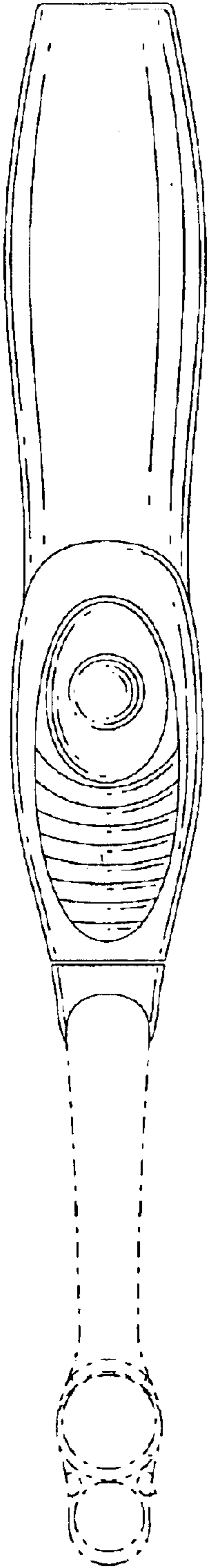


FIG. 2

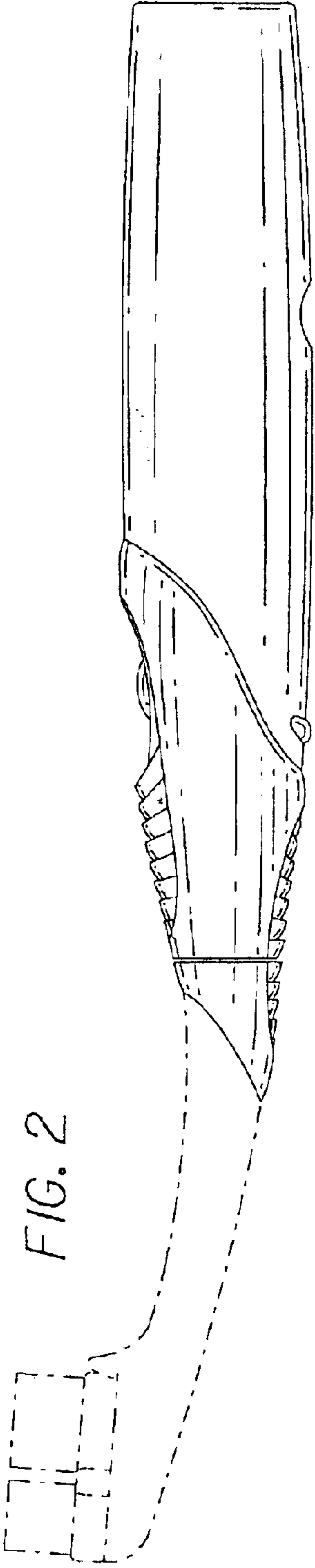
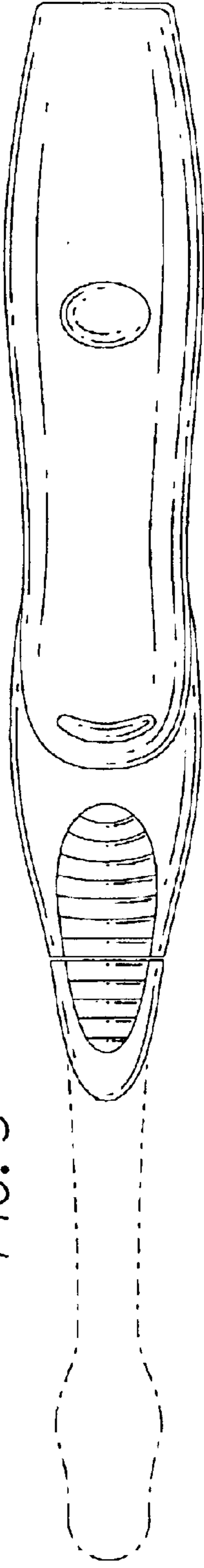


FIG. 3



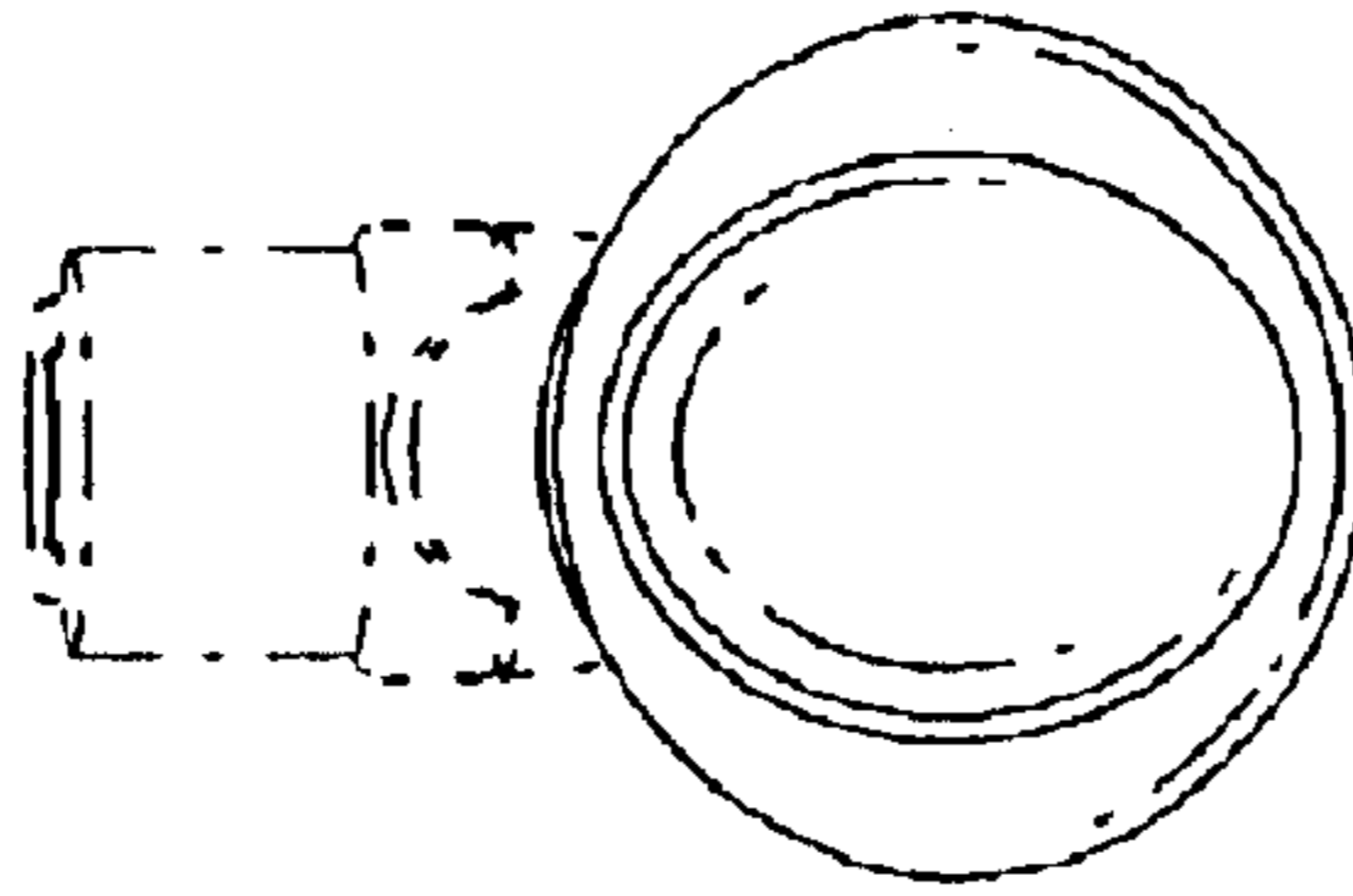


FIG. 5

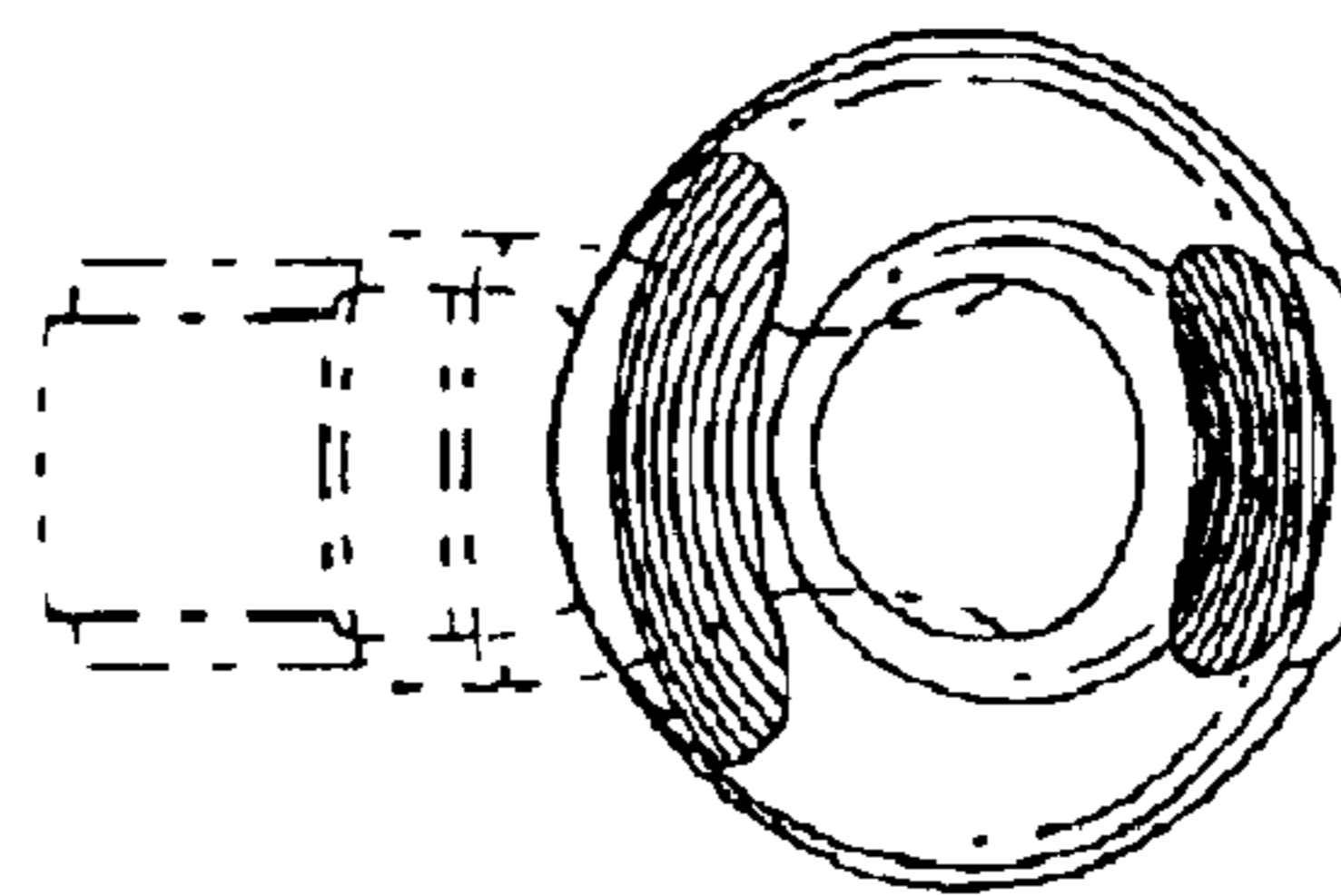


FIG. 4

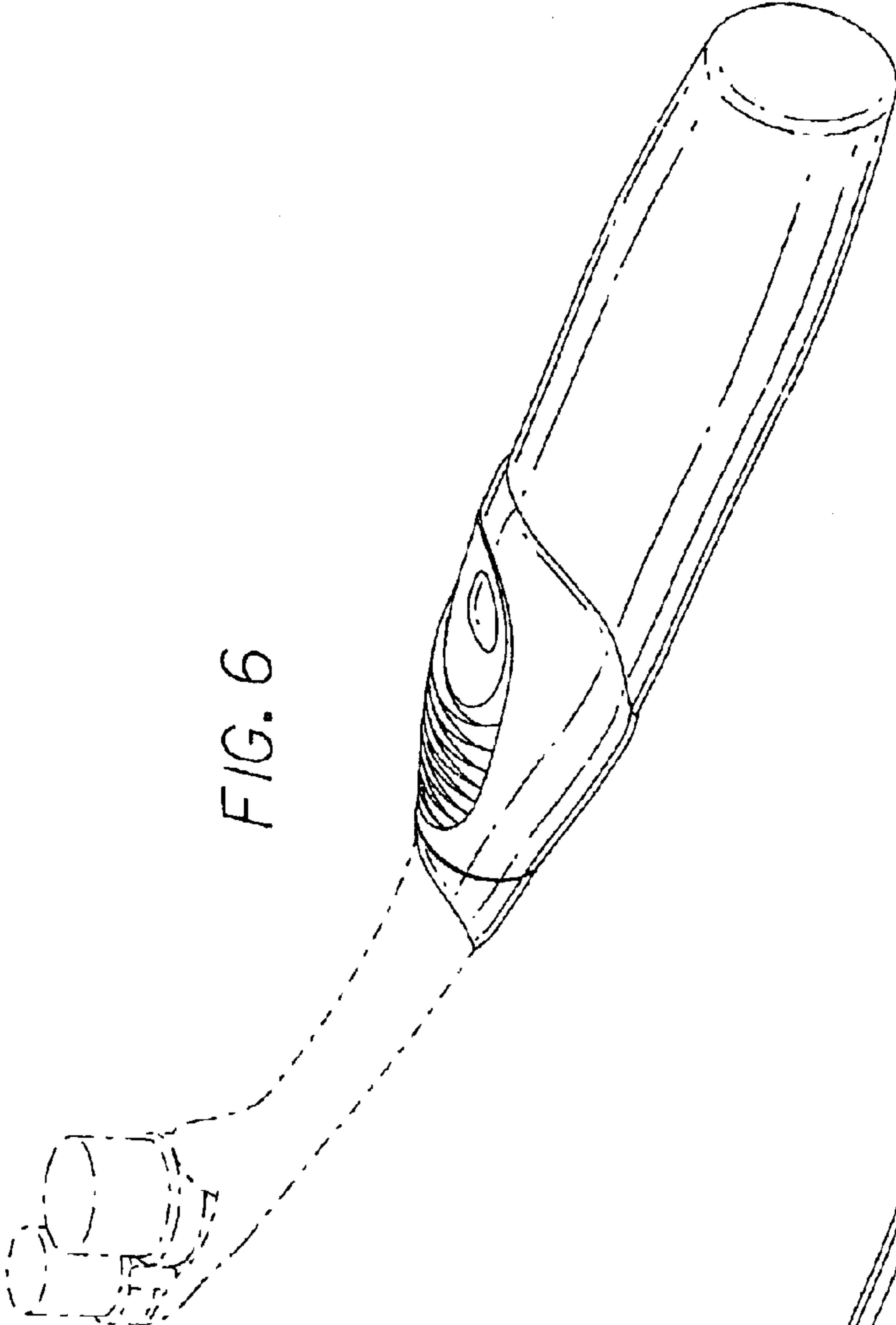


FIG. 6

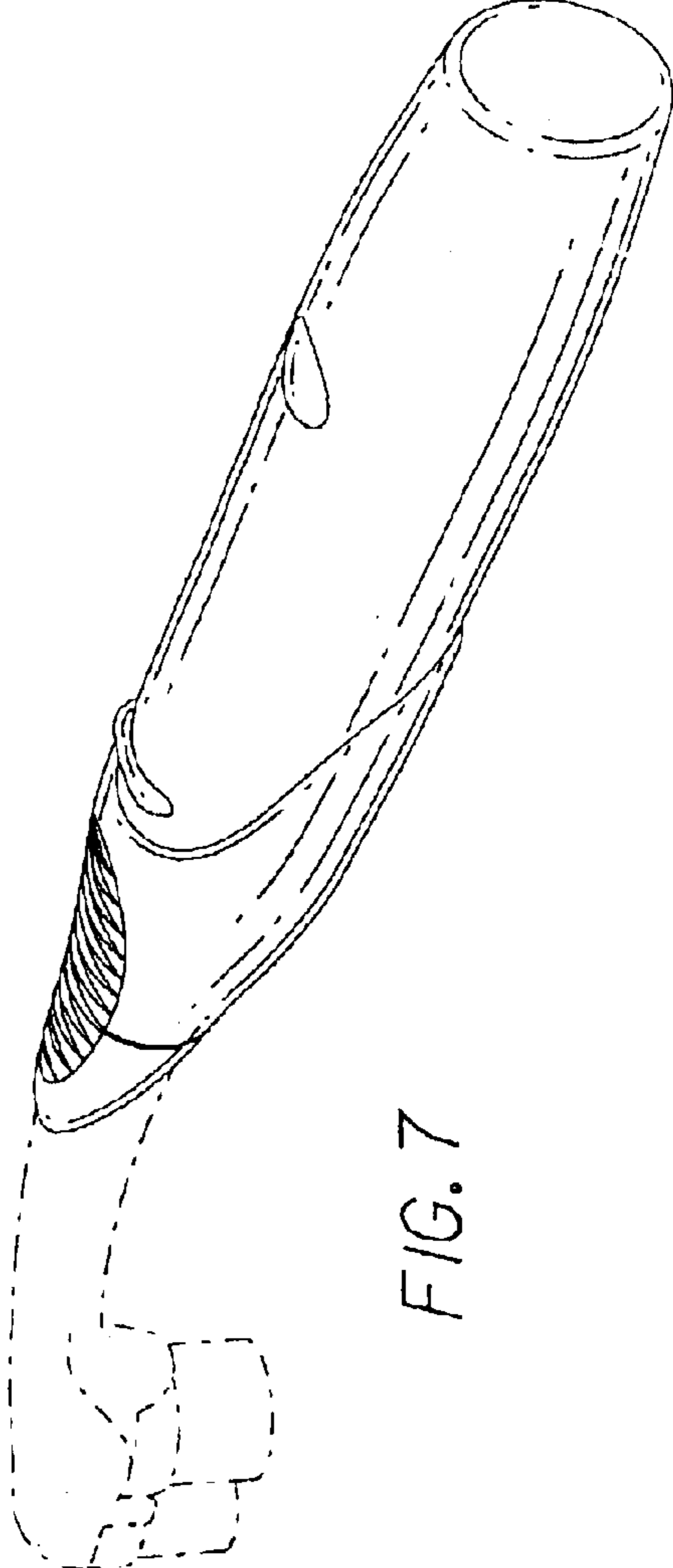


FIG. 7