

US00D493947S1

(12) **United States Design Patent** (10) **Patent No.:** **US D493,947 S**  
**Carmody et al.** (45) **Date of Patent:** **\*\* Aug. 10, 2004**

(54) **HEADGEAR**

(76) Inventors: **Laura Carmody**, 70 28th St., Atlanta, GA (US) 30309; **Julia Wort**, 1208 Highland Park Blvd., Wausau, WI (US) 54403; **Brian Wort**, 1208 Highland Park Blvd., Wausau, WI (US) 54403

(\*\*) Term: **14 Years**

(21) Appl. No.: **29/192,306**

(22) Filed: **Oct. 22, 2003**

(51) **LOC (7) Cl.** ..... **02-03**

(52) **U.S. Cl.** ..... **D2/869**

(58) **Field of Search** ..... D2/865, 869, 871, D2/875; 2/171, 181, 195.1, 209.11; D8/397, 399; 411/134, 957

(56) **References Cited**

**U.S. PATENT DOCUMENTS**

|               |         |             |       |         |
|---------------|---------|-------------|-------|---------|
| 2,557,288 A * | 6/1951  | Hosking     | ..... | 411/957 |
| 2,770,277 A * | 11/1956 | Poupitch    | ..... | 411/134 |
| D422,399 S *  | 4/2000  | Flugger     | ..... | D2/871  |
| D458,438 S *  | 6/2002  | Volk et al. | ..... | D2/869  |
| D482,847 S *  | 12/2003 | Lee         | ..... | D2/869  |

\* cited by examiner

*Primary Examiner*—Stacia Cadmus

*Assistant Examiner*—Mimosa De

(74) *Attorney, Agent, or Firm*—Myers & Kaplan, LLC; Thomas R. Williamson, III; Joel D. Myers

(57) **CLAIM**

The ornamental design for a headgear, as shown and described.

**DESCRIPTION**

FIG. 1 is a perspective view of the headgear according to a preferred embodiment of the present invention;

FIG. 2 is a front elevation view thereof;

FIG. 3 is a top plan view thereof;

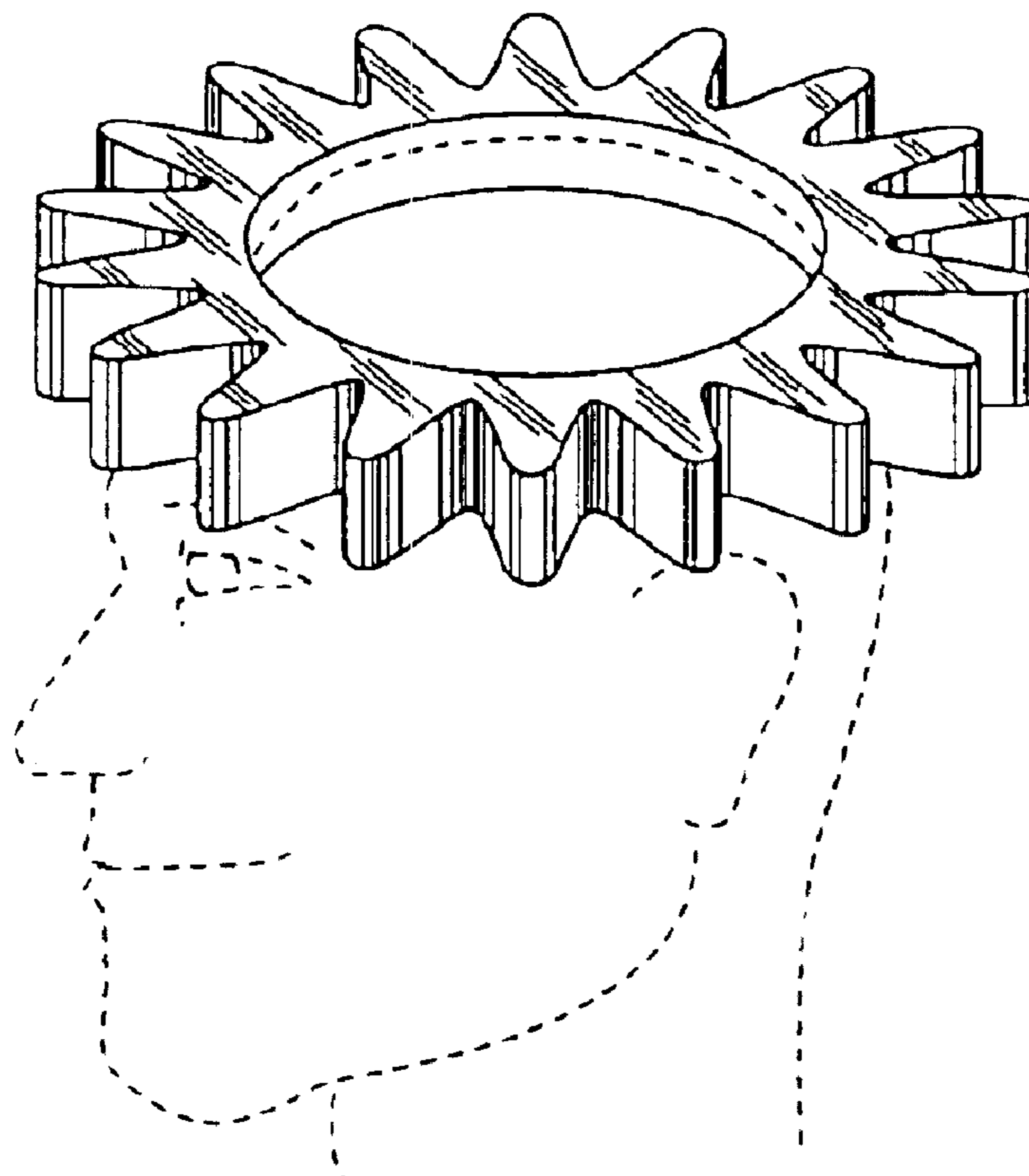
FIG. 4 is a bottom plan view thereof;

FIG. 5 is a side elevation view thereof, the opposite side is a mirror image; and,

FIG. 6 is a rear elevation view thereof.

The broken line showing of the human form of FIG. 1 is for illustrative purposes only and forms no part of the claimed inventive design.

**1 Claim, 2 Drawing Sheets**



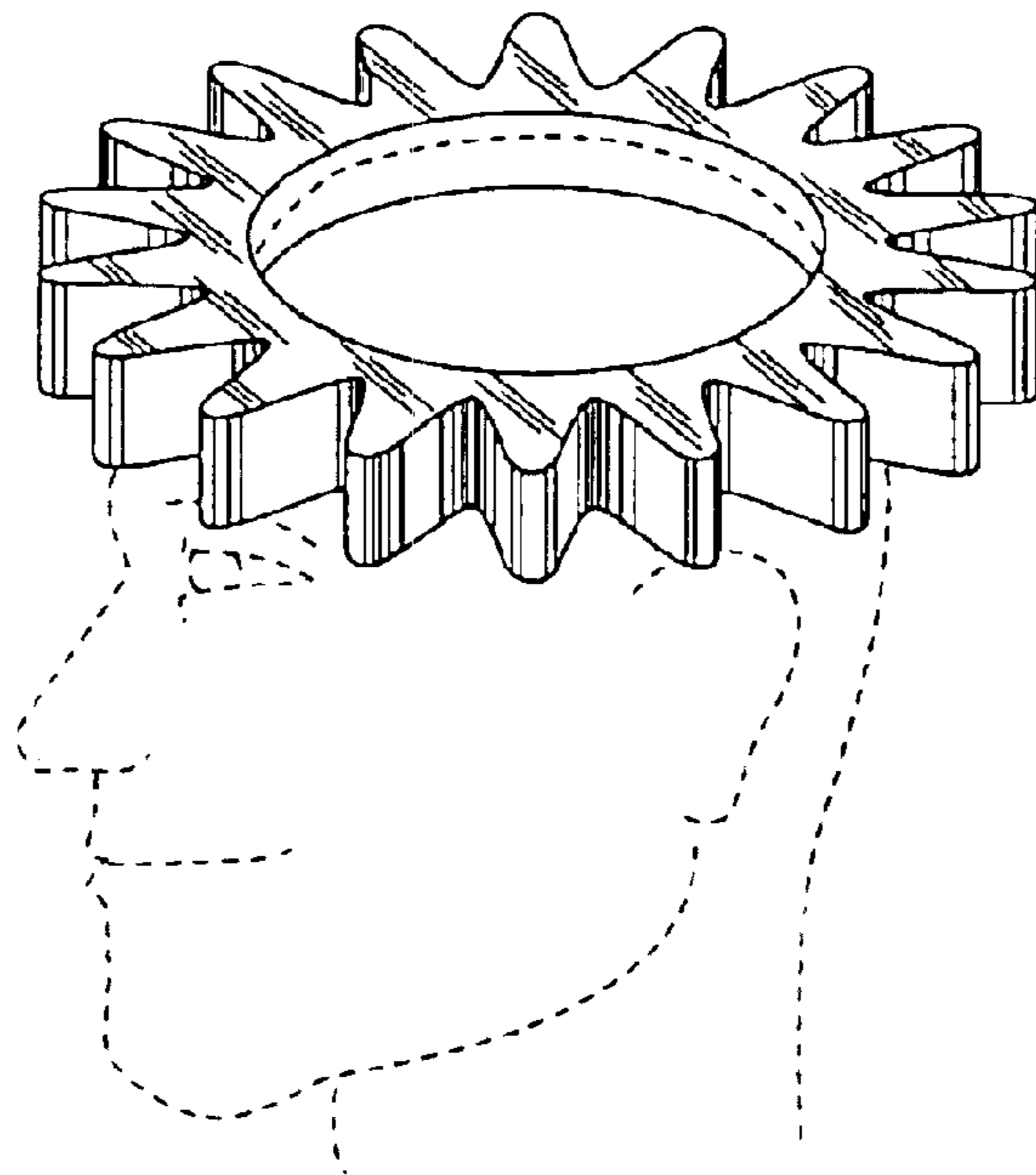


FIG. 1



FIG. 2




FIG. 3




FIG. 4



FIG. 5



FIG. 6