

US00D493946S1

(12) **United States Design Patent**
Jones et al.

(10) **Patent No.:** **US D493,946 S**
(45) **Date of Patent:** **** Aug. 10, 2004**

(54) **DOSIMETRY COVERALL**

(75) Inventors: **Joan Adell Jones**, Lawrenceville, GA (US); **John B. Steward**, McKinney, TX (US)

(73) Assignee: **Microtek Medical Holdings, Inc.**, Norcross, GA (US)

(**) Term: **14 Years**

(21) Appl. No.: **29/173,299**

(22) Filed: **Dec. 26, 2002**

(51) **LOC (7) Cl.** **02-02**

(52) **U.S. Cl.** **D2/743**

(58) **Field of Search** D2/714, 716, 739, D2/743, 828, 829-831, 834, 839, 48, 49.1, 49.2, 49.3, 49.4, 49.5; D24/187; 2/79, 93, 102, 108, 125, 138, 227, 230, 459, 462, 465, 45, 268, DIG. 1

D298,080 S	*	10/1988	Jacobson	D2/743
D305,700 S	*	1/1990	Werner	D2/864
D313,652 S	*	1/1991	Lavine	D24/168
D313,691 S	*	1/1991	Bassett et al.	D2/743
5,054,127 A	*	10/1991	Zevchak	2/247
D332,342 S	*	1/1993	Dye et al.	D2/715
5,353,793 A	*	10/1994	Bornn	128/642
5,826,273 A	*	10/1998	Eckes	2/69
6,055,676 A	*	5/2000	Bainbridge et al.	2/456
D438,364 S	*	3/2001	Knoefel	D2/714
6,289,524 B1	*	9/2001	Wright et al.	2/455
6,353,932 B2	*	3/2002	Stembridge	2/69
6,647,552 B1	*	11/2003	Hogan	2/114

* cited by examiner

Primary Examiner—Celia A. Murphy

(74) *Attorney, Agent, or Firm*—Withers & Keys, LLC

(57) **CLAIM**

The ornamental design for a dosimetry coverall, as shown and described.

DESCRIPTION

FIG. 1 is a front elevational view of a dosimetry coverall showing our new design;

FIG. 2 is a top plan view thereof;

FIG. 3 is a bottom plan view thereof;

FIG. 4 is a left side elevational view thereof;

FIG. 5 is a rear elevational view thereof; and,

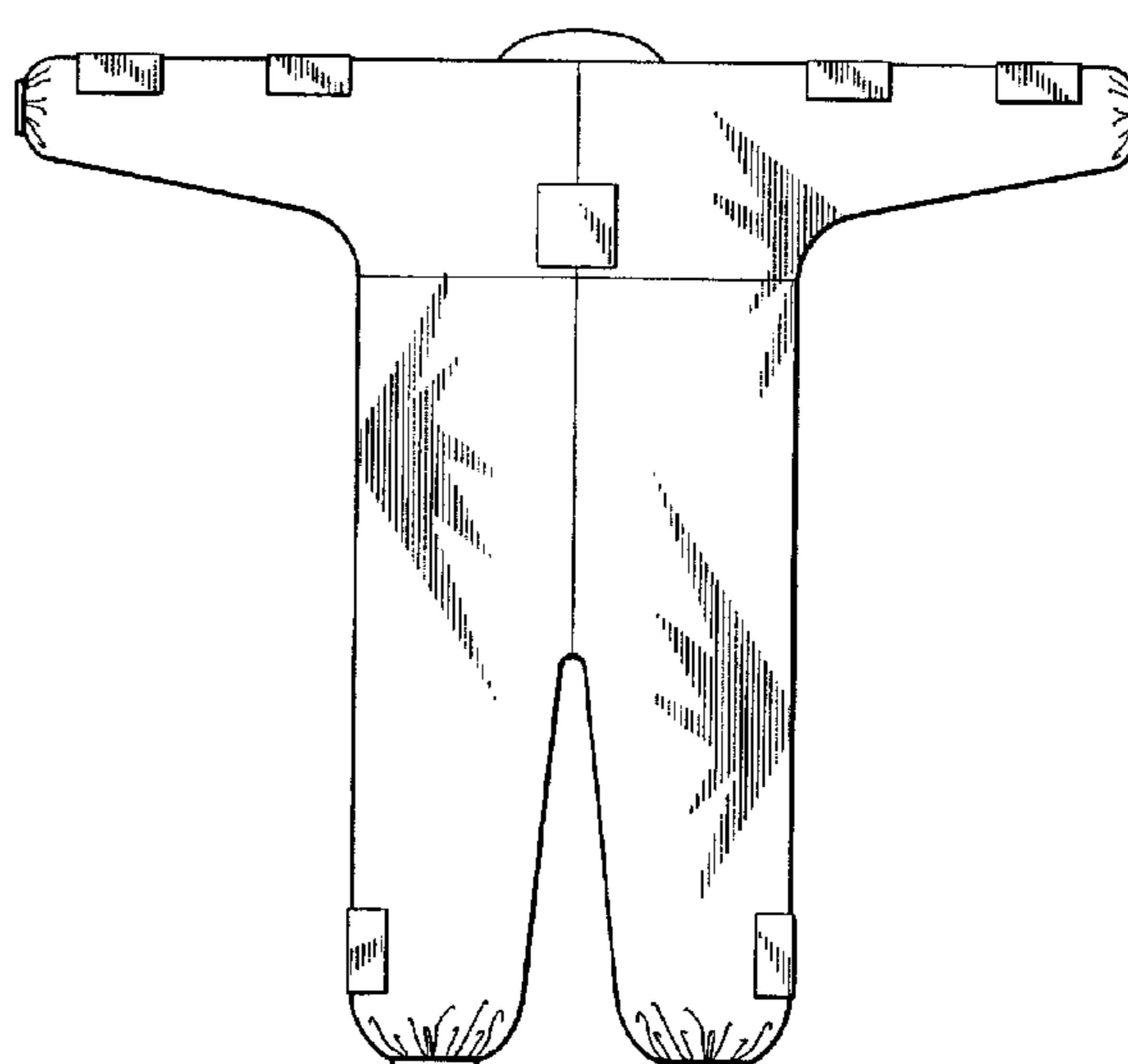
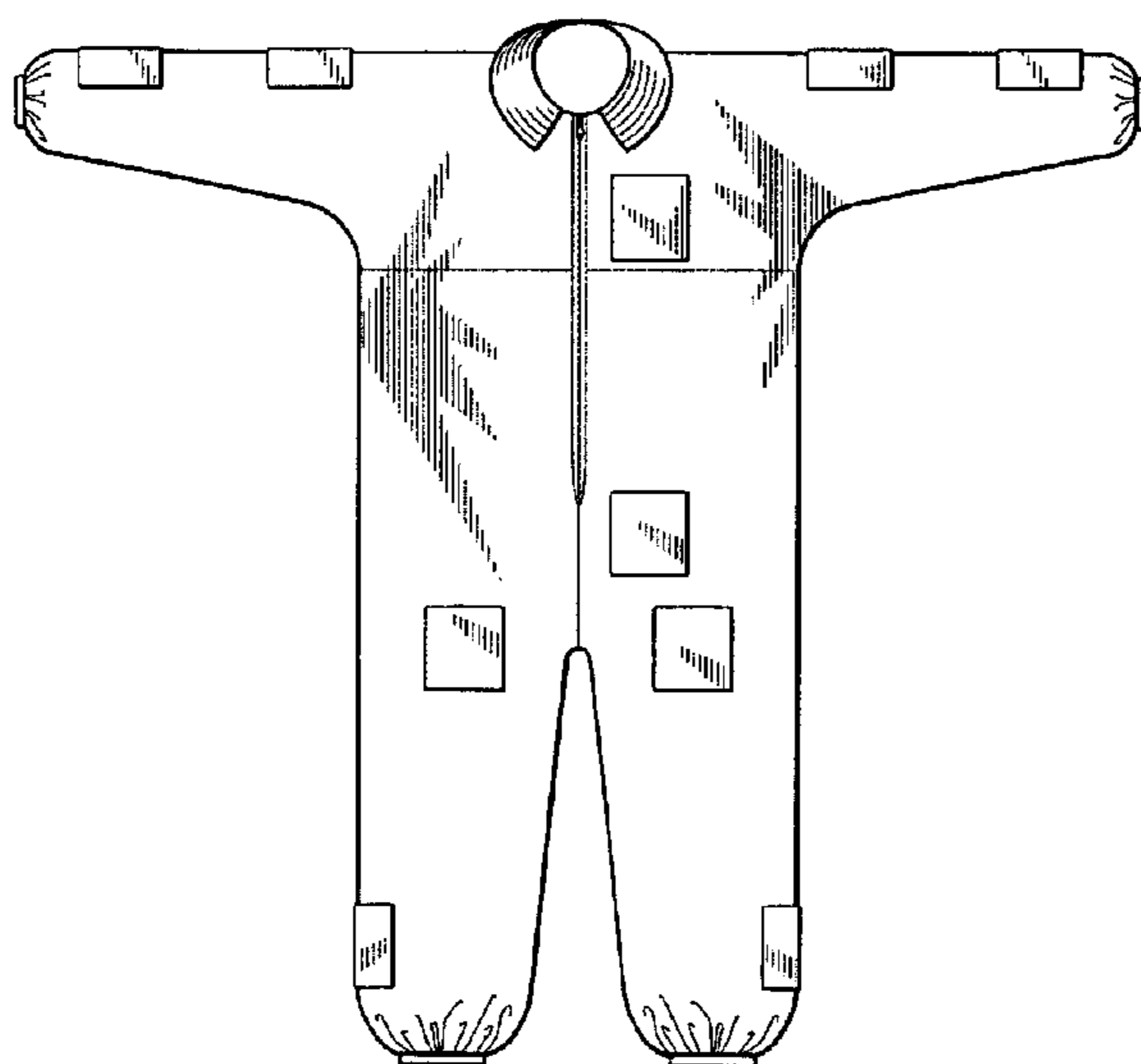
FIG. 6 is a right side elevational view thereof.

1 Claim, 2 Drawing Sheets

(56) **References Cited**

U.S. PATENT DOCUMENTS

D201,611 S	*	7/1965	Lapedes	
3,409,007 A	*	11/1968	Fuller	
3,717,141 A	*	2/1973	Krohn et al. 600/524
4,308,622 A	*	1/1982	Maddron 2/79
4,580,572 A	*	4/1986	Granek et al. 128/639
4,698,848 A	*	10/1987	Buckley 2/114
4,718,124 A	*	1/1988	Sawicki et al. 2/114



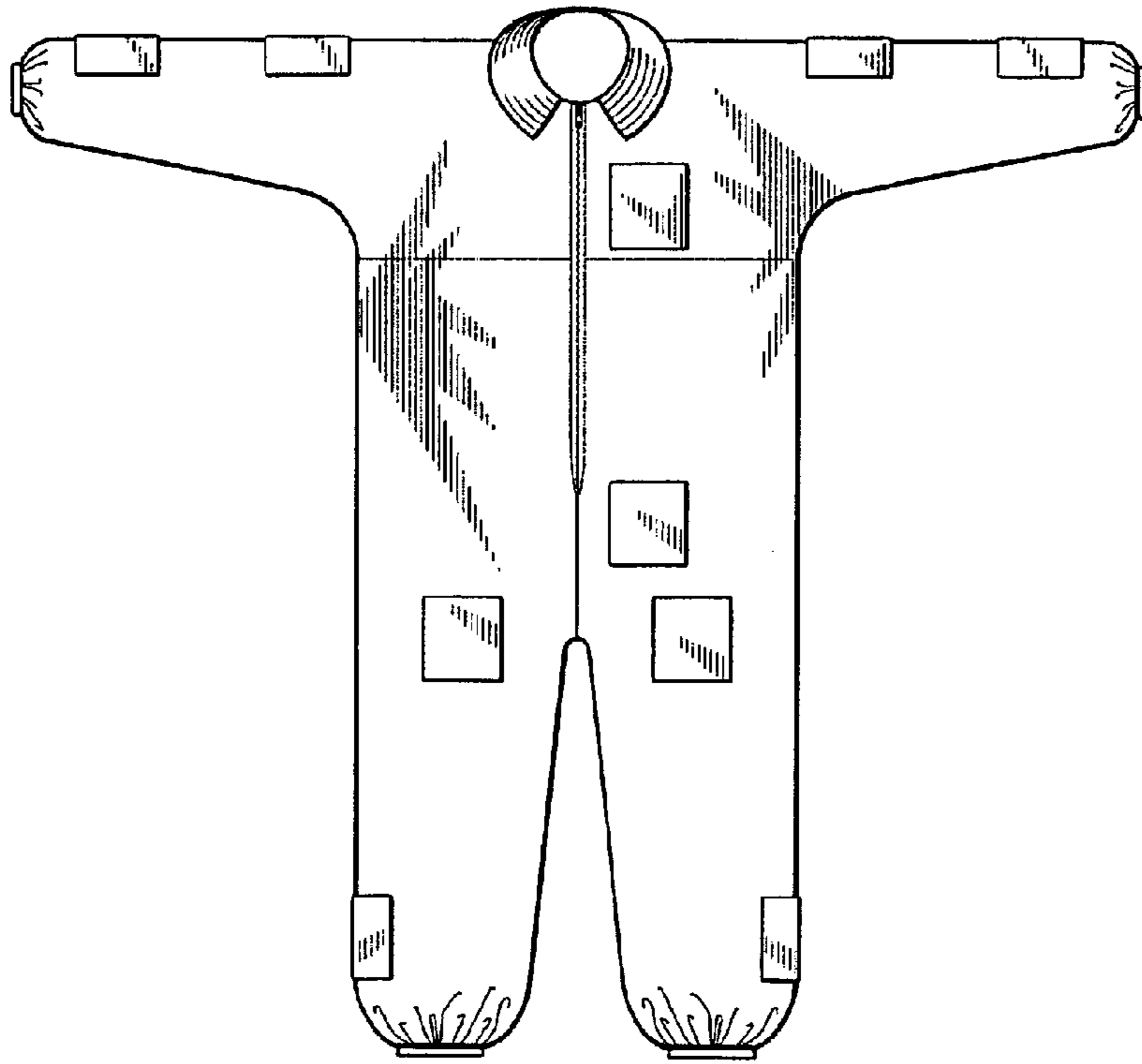


FIG 1



FIG 4



FIG 2



FIG 3

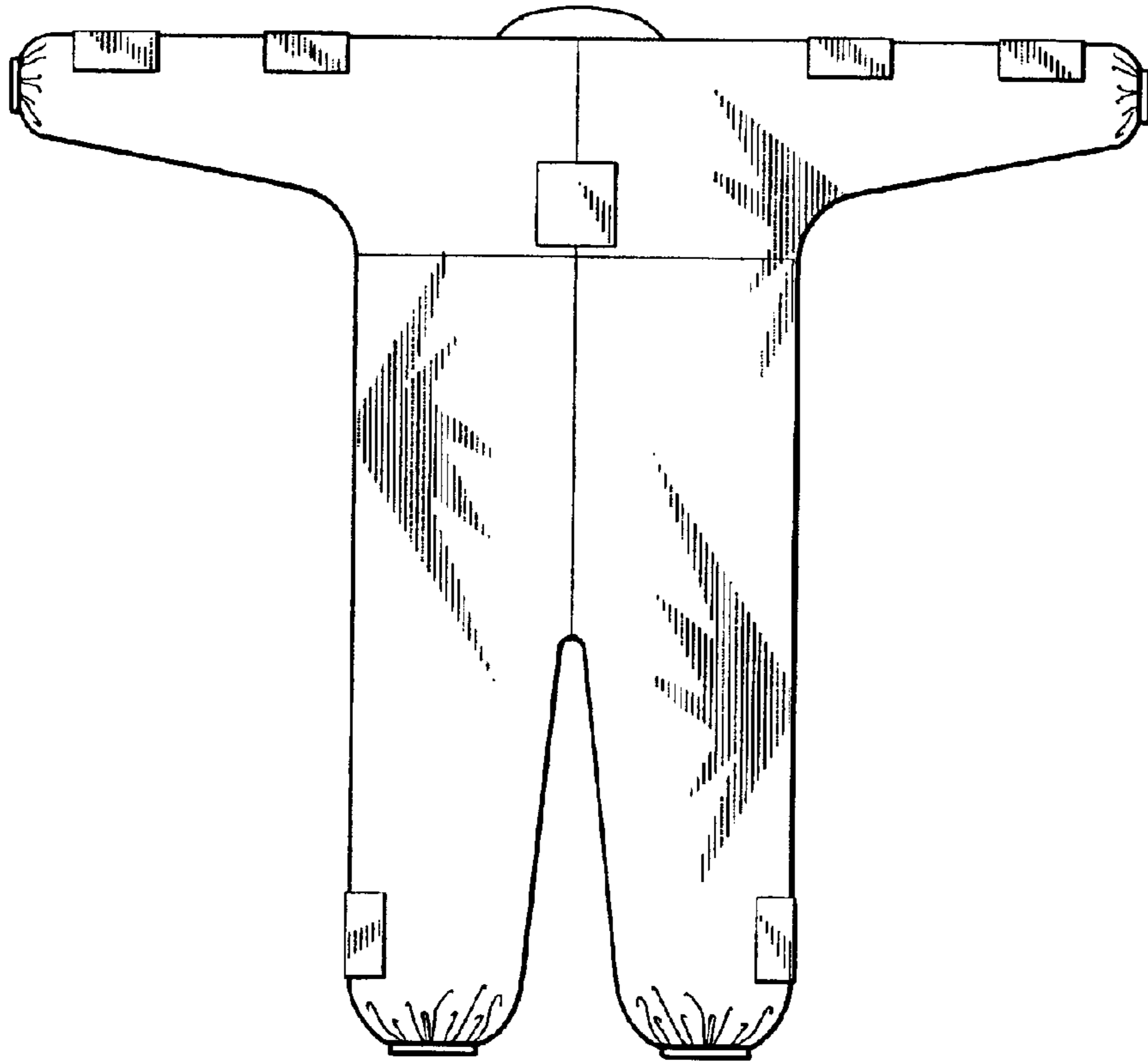


FIG 5

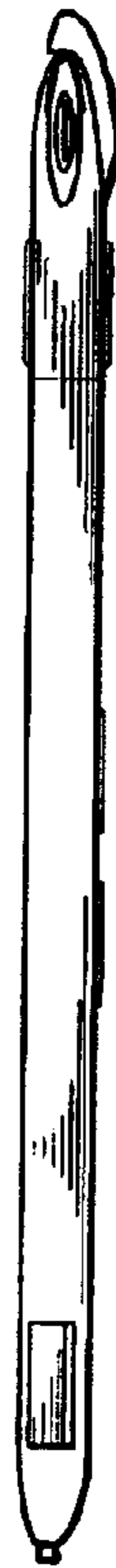


FIG 6