



US00D493934S1

(12) **United States Design Patent** (10) Patent No.: **US D493,934 S**  
**Diviak, Sr.** (45) Date of Patent: **\*\* Aug. 3, 2004**

(54) **CREMATION URN** D374,962 S \* 10/1996 Allen et al. .... D99/5  
 D398,733 S 9/1998 Diviak, Sr. .... 99/5

(76) Inventor: **John J. Diviak, Sr.**, 1507 Ironbark Dr.,  
 Henderson, NV (US) 89014

\* cited by examiner

(\*\*) Term: **14 Years**

*Primary Examiner*—Paula A. Mortimer  
 (74) *Attorney, Agent, or Firm*—Marshall, Gerstein & Borun  
 LLP

(21) Appl. No.: **29/157,757**

(22) Filed: **Mar. 25, 2002**

(57) **CLAIM**

(51) **LOC (7) Cl.** ..... **99-00**

The ornamental design for a “cremation urn,” as shown and described.

(52) **U.S. Cl.** ..... **D99/5**

(58) **Field of Search** ..... D99/1, 5; D7/538,  
 D7/540, 541, 542; D11/131, 143–156; 27/1–8;  
 D6/300

**DESCRIPTION**

(56) **References Cited**

**U.S. PATENT DOCUMENTS**

D85,087 S	*	9/1931	Clark	.....	D99/5
D98,914 S		3/1936	Briscoe		
D214,894 S		8/1969	Chandler et al.	.....	19/1
5,172,457 A	*	12/1992	Allen et al.	.....	27/1
D344,390 S		2/1994	May et al.	.....	99/5
D356,422 S		3/1995	Parker	.....	99/5
D360,732 S		7/1995	Parker	.....	99/5

FIG. 1 is a front view showing my new design;  
 FIG. 2 is a rear view thereof;  
 FIG. 3 is a right side elevational view thereof;  
 FIG. 4 is a left side elevational view thereof;  
 FIG. 5 is a plan view thereof; and,  
 FIG. 6 is a bottom view thereof.  
 The broken line showing a photograph or drawing is for illustrative purposes only and forms no part of the claimed design.

**1 Claim, 3 Drawing Sheets**




FIG. 1




FIG. 2

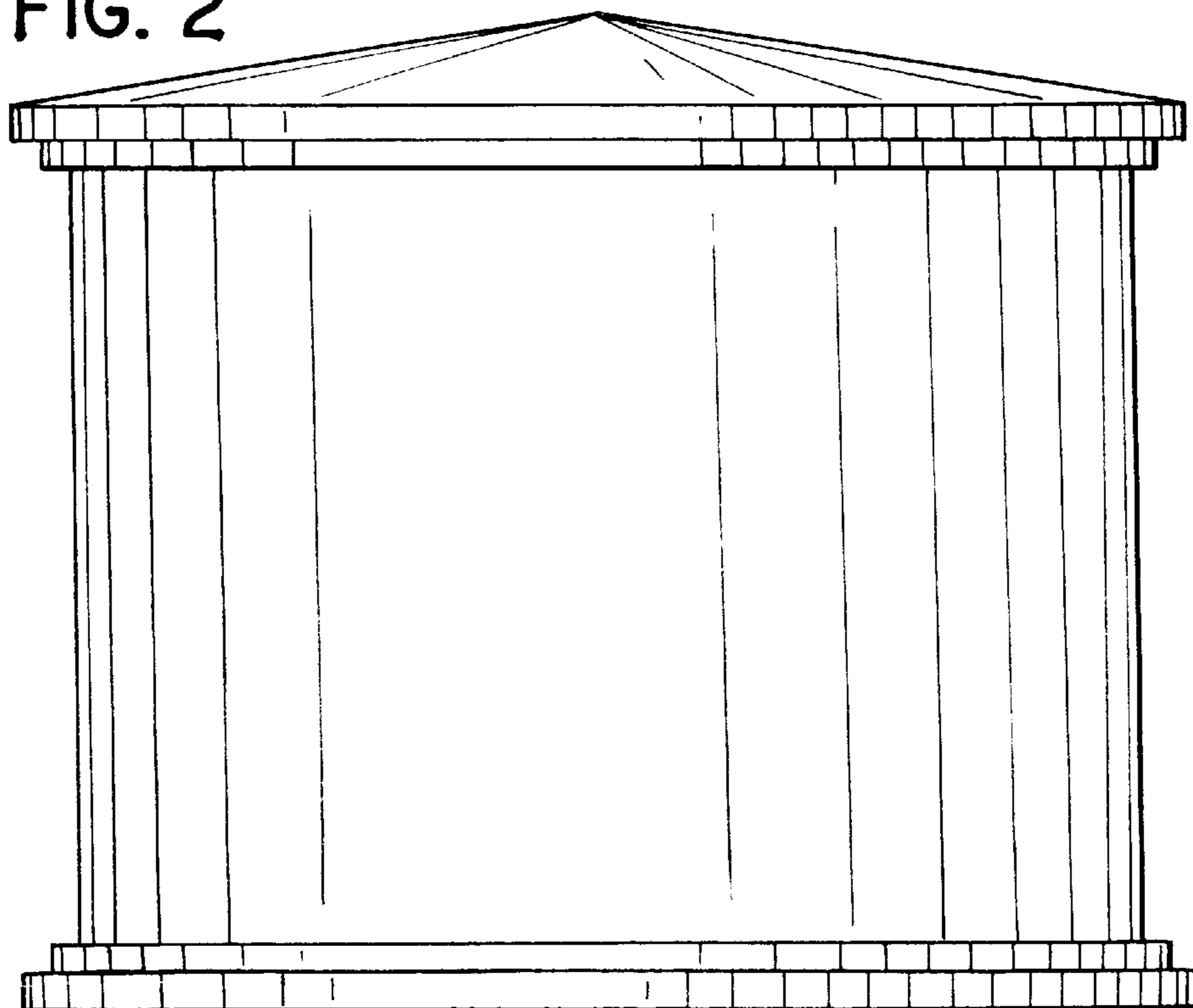


FIG. 3

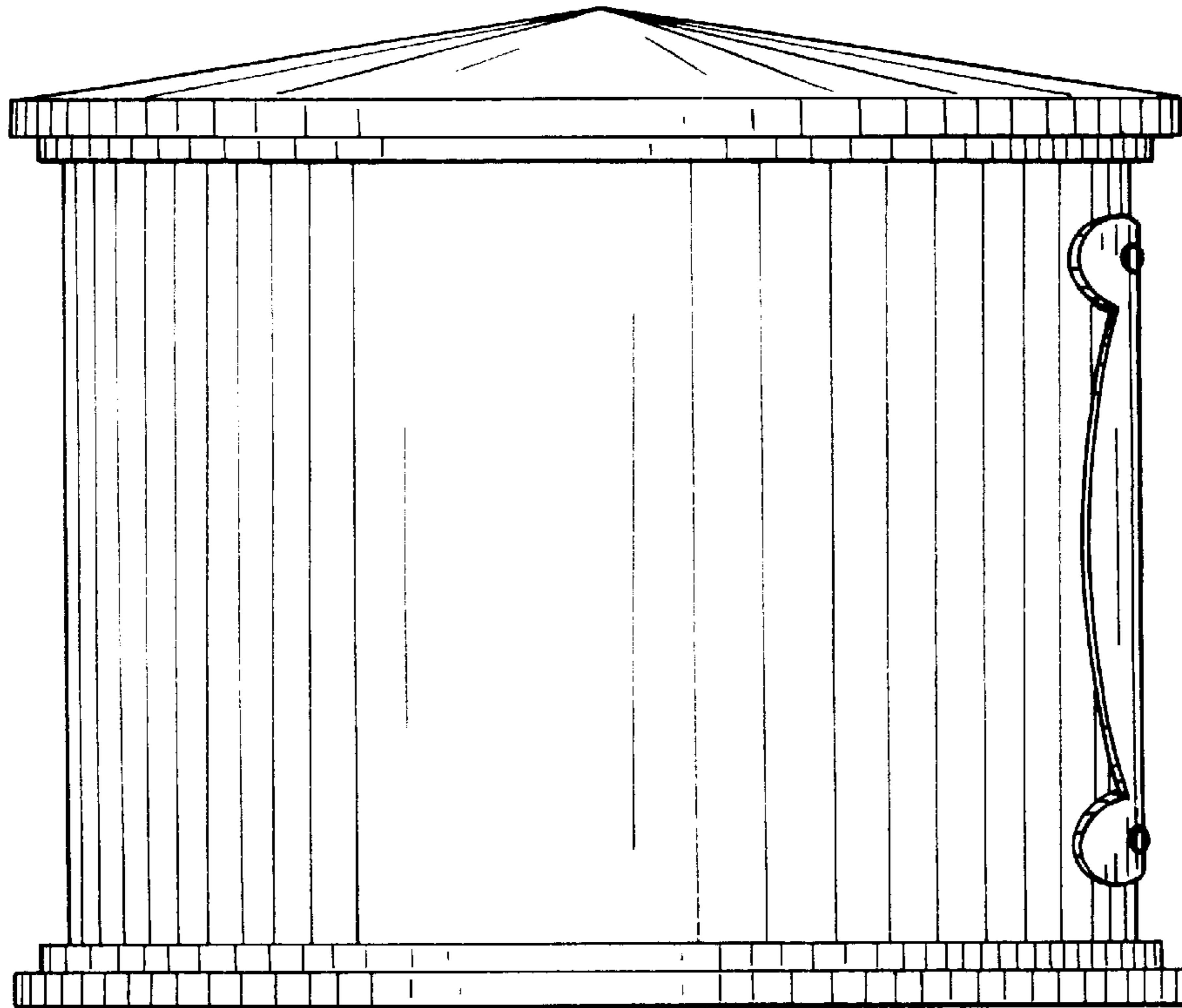


FIG. 4

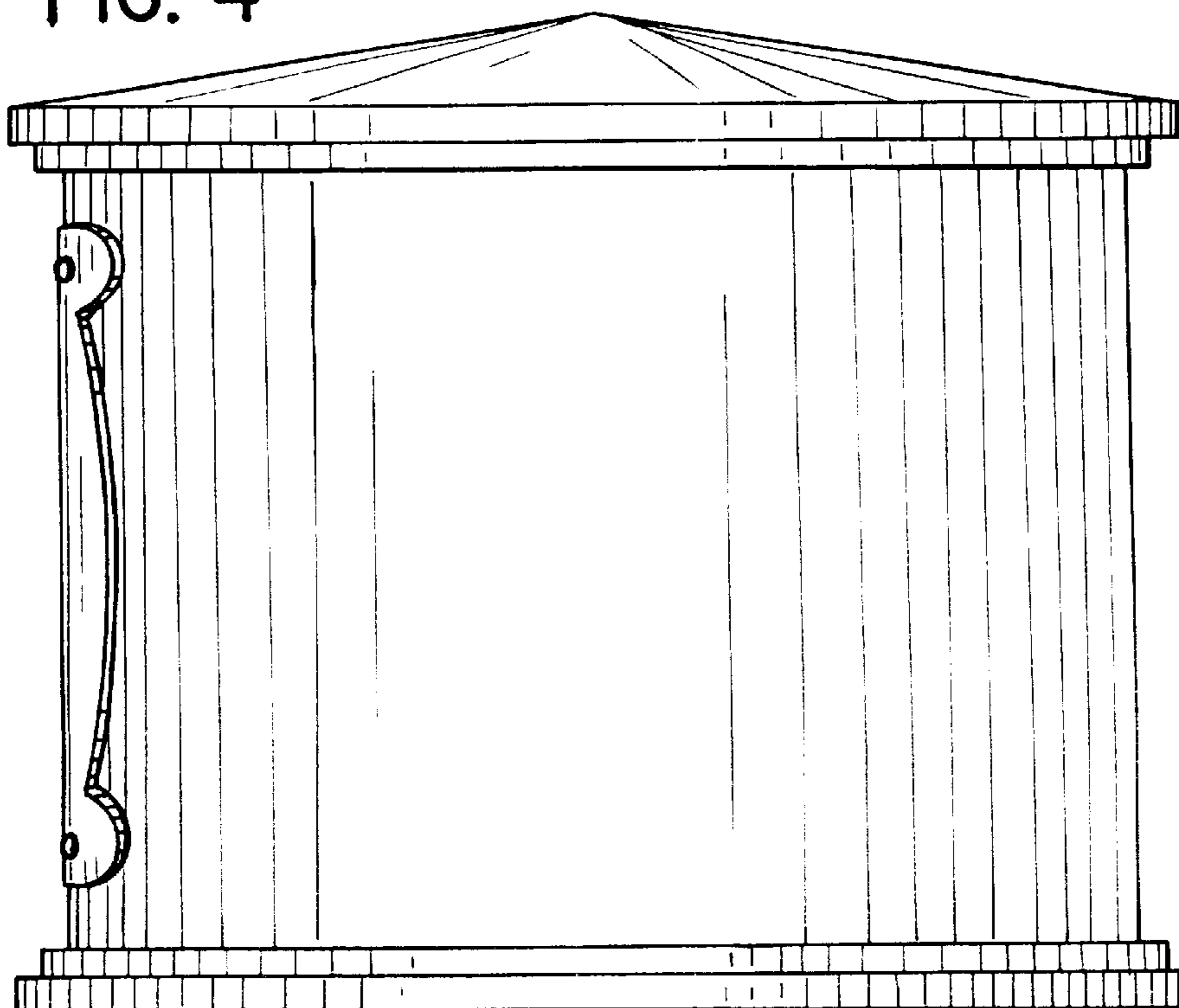


FIG. 5

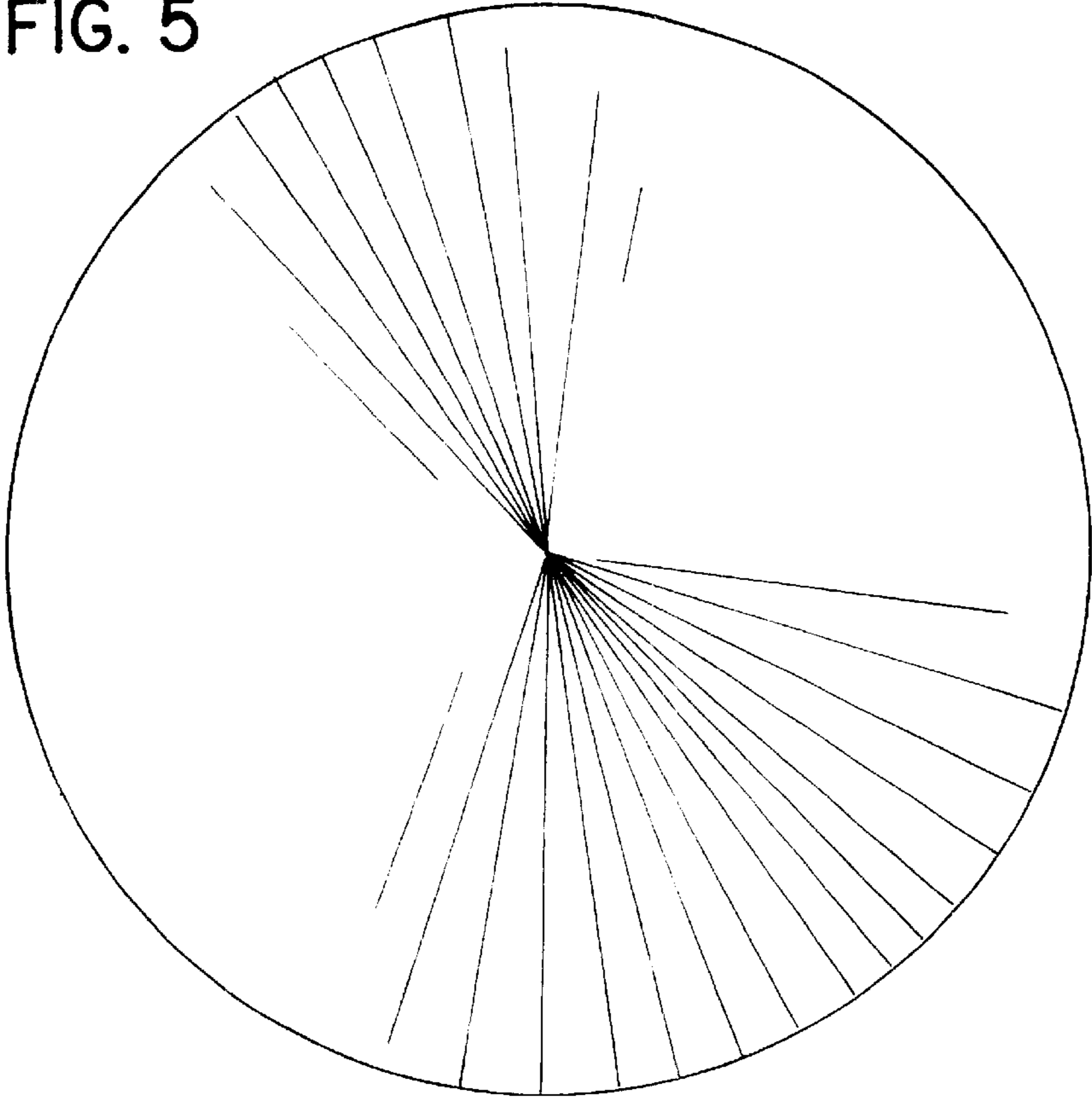


FIG. 6

