



US00D493926S1

(12) **United States Design Patent** (10) **Patent No.:** **US D493,926 S**
Downey et al. (45) **Date of Patent:** **** Aug. 3, 2004**

(54) **VACUUM UPRIGHT PORTION**

(75) Inventors: **Kevin T. Downey**, Grand Rapids, MI (US); **Douglas J. Medema**, Belding, MI (US); **Michael J. Bargiel**, Grand Rapids, MI (US)

(73) Assignee: **Bissell Homecare, Inc.**, Grand Rapids, MI (US)

(**) Term: **14 Years**

(21) Appl. No.: **29/183,441**

(22) Filed: **Jun. 11, 2003**

(51) **LOC (7) Cl.** **15-05**

(52) **U.S. Cl.** **D32/31; D32/22**

(58) **Field of Search** D32/30-34, 21-24; 15/350, 352-353, 321-322, 346-347, 412, 400, 327.1-327.7, 410, 414, 381, 383; 55/337, DIG. 3, 459.1, 429, 345, 447; 95/271, 268; 210/512.1

(56) **References Cited**

U.S. PATENT DOCUMENTS

D149,528 S	5/1948	Turner et al.
D325,657 S	4/1992	Brewin
D325,658 S	4/1992	Brewin
D368,559 S	4/1996	Abe et al.
D368,560 S	4/1996	Abe et al.
D368,994 S	4/1996	Abe et al.
5,524,321 A	6/1996	Weaver et al.
D371,652 S	7/1996	Umbach

D391,702 S	*	3/1998	Wareham et al.	D32/31
D421,164 S	*	2/2000	Luebbering	D32/22
D435,708 S		12/2000	Medema et al.		
D452,758 S		1/2002	Yokoyama et al.		
D453,596 S	*	2/2002	Farone et al.	D32/31
D453,597 S		2/2002	Zahuranec et al.		
D460,228 S		7/2002	Zahuranec et al.		
D462,489 S	*	9/2002	Roberts et al.	D32/31
D462,814 S	*	9/2002	Sugimoto	D32/22
D462,815 S	*	9/2002	Roberts et al.	D32/31
D463,078 S	*	9/2002	Harada	D32/22
6,513,188 B2	*	2/2003	Zahuranec et al.	15/320
6,532,621 B2	*	3/2003	Stephens et al.	15/412
D477,698 S	*	7/2003	Roberts et al.	D32/31

* cited by examiner

Primary Examiner—Ruth McInroy

(74) *Attorney, Agent, or Firm*—McGarry Bair PC

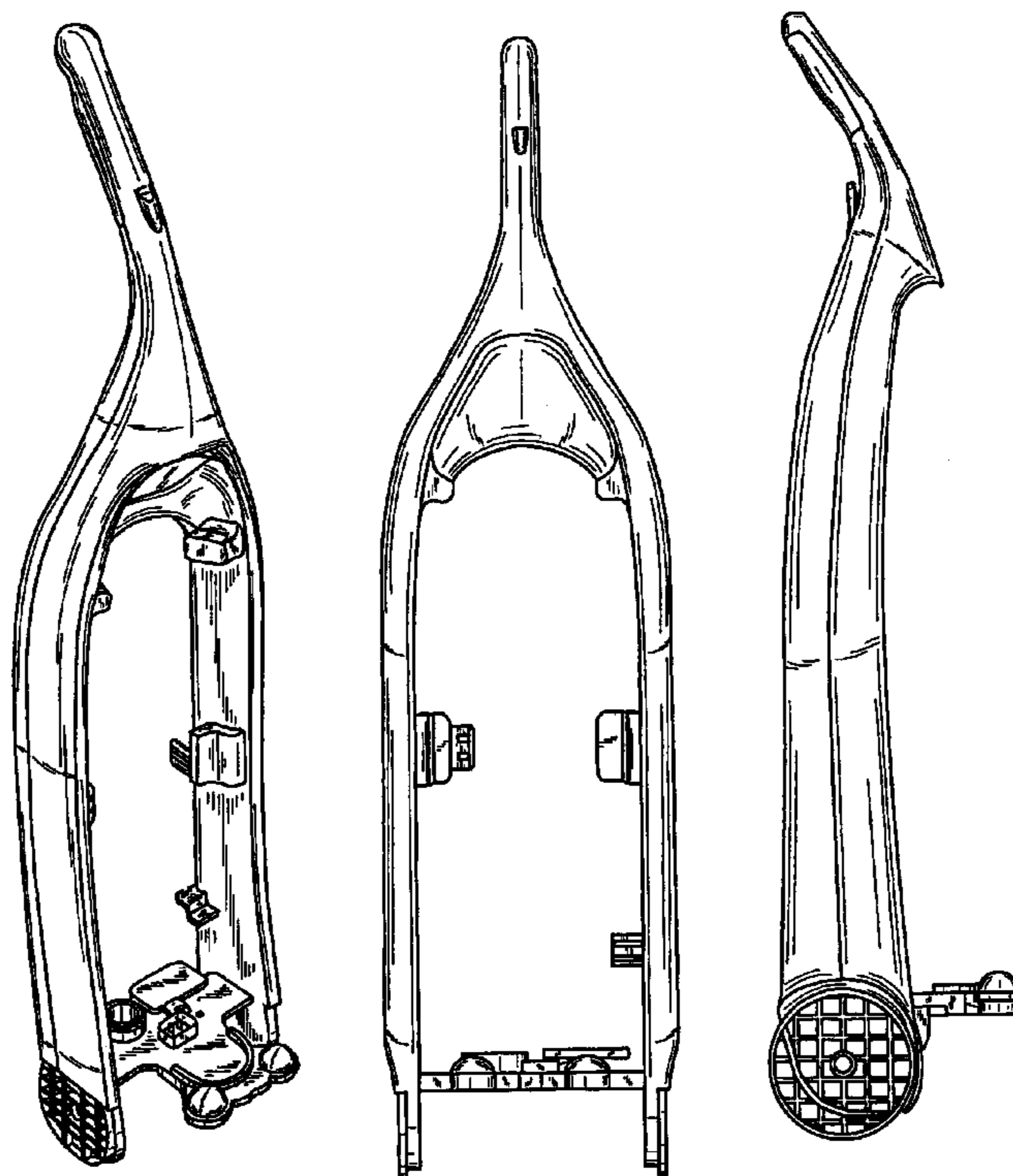
(57) **CLAIM**

The ornamental design for a vacuum upright portion, as shown and described.

DESCRIPTION

FIG. 1 is a front perspective view of a vacuum upright portion showing our new design; FIG. 2 is a front view thereof; FIG. 3 is a rear view thereof; FIG. 4 is a left side view thereof; FIG. 5 is a right side view thereof; FIG. 6 is a top view thereof; and, FIG. 7 is a bottom view thereof.

1 Claim, 5 Drawing Sheets



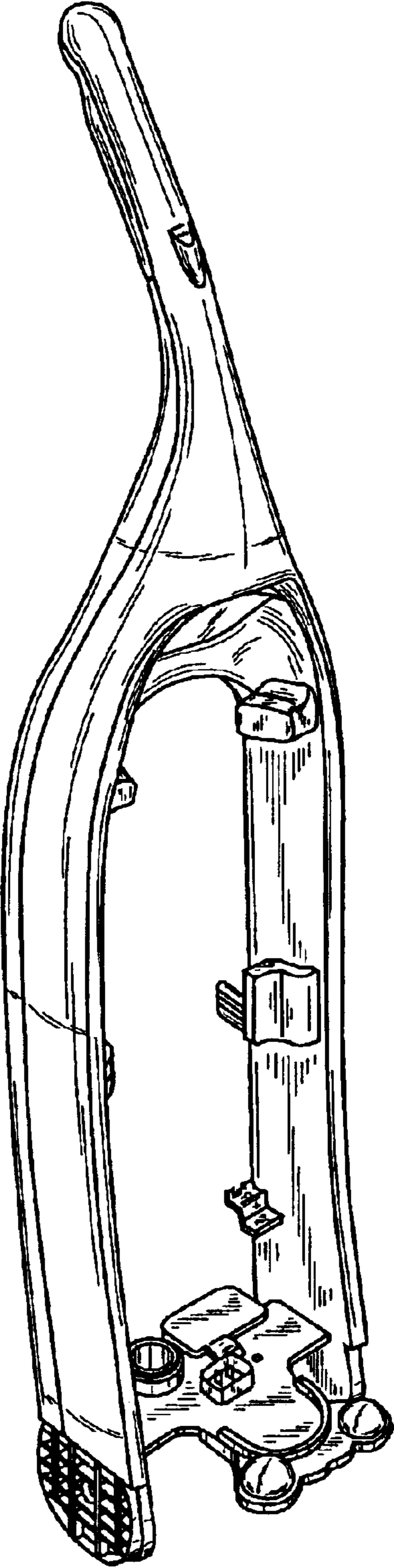


Fig. 1

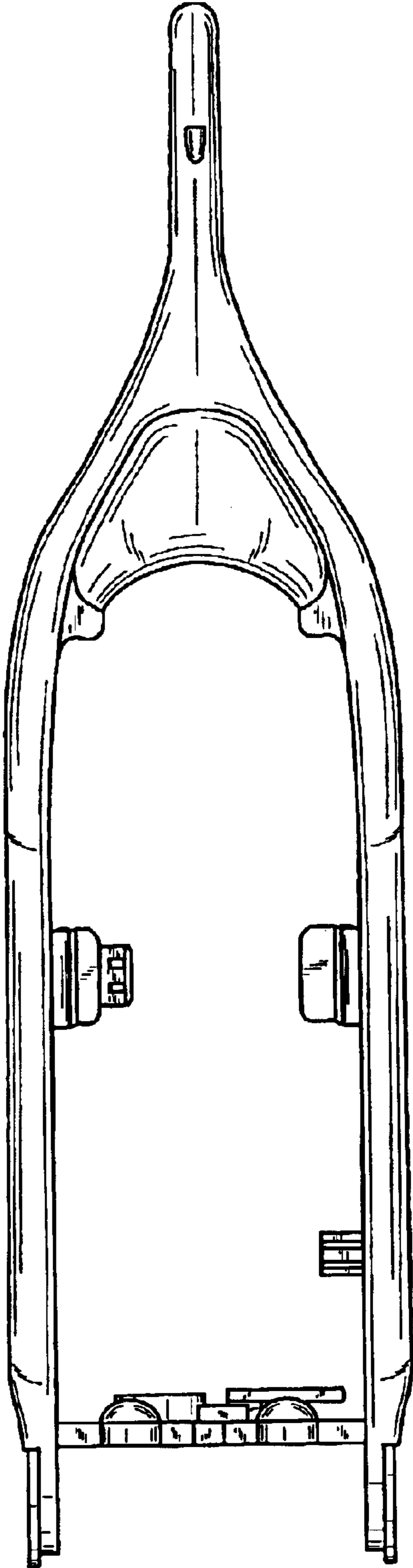


Fig. 2




Fig. 3

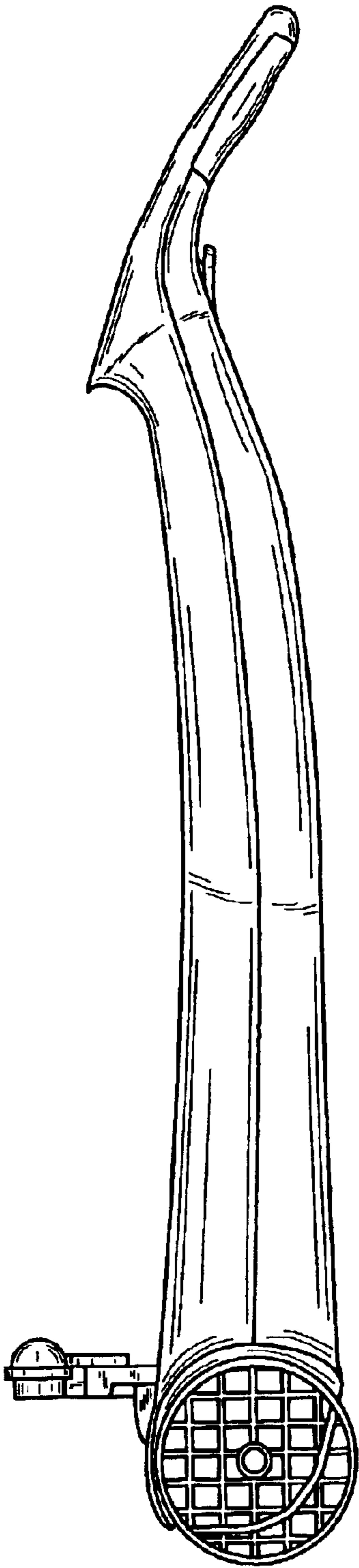


Fig. 4

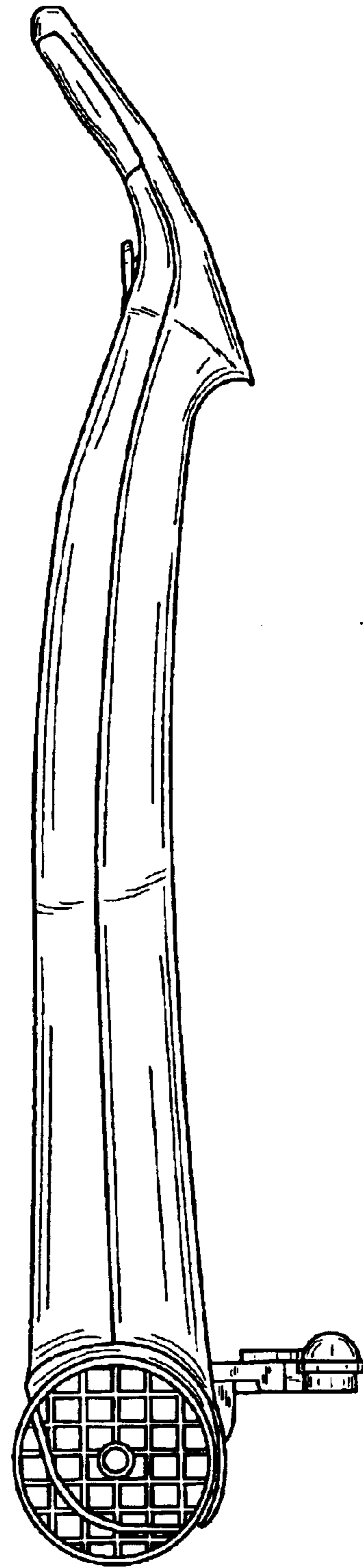


Fig. 5




Fig. 6




Fig. 7