

US00D493925S1

(12) **United States Design Patent** (10) **Patent No.:** **US D493,925 S**
Paterson et al. (45) **Date of Patent:** **** Aug. 3, 2004**

(54) **CONTAINMENT MEMBER FOR FLOOR CARE APPARATUS**

(75) Inventors: **Chris M. Paterson**, Biloxi, MS (US);
Shane P. Cohen, Metairie, LA (US);
Javier Verdura, Milford, CT (US)

(73) Assignee: **Oreck Holdings, LLC**, Cheyenne, WY (US)

(**) Term: **14 Years**

(21) Appl. No.: **29/180,920**

(22) Filed: **May 2, 2003**

(51) **LOC (7) Cl.** **15-05**

(52) **U.S. Cl.** **D32/31**

(58) **Field of Search** D32/31, 25, 22;
15/410, 350-352, 347, DIG. 8; 55/361,
DIG. 2

D448,901 S	10/2001	Paterson et al.	
D448,902 S	10/2001	Paterson et al.	
D448,903 S	10/2001	Paterson et al.	
D448,904 S	10/2001	Paterson et al.	
D449,139 S	10/2001	Paterson et al.	
D449,140 S	10/2001	Paterson et al.	
D449,141 S	10/2001	Paterson et al.	
D449,413 S	10/2001	Paterson et al.	
D449,721 S	10/2001	Paterson et al.	
D449,722 S	10/2001	Paterson et al.	
D449,723 S	10/2001	Paterson et al.	
D449,906 S	10/2001	Paterson et al.	
D449,907 S	10/2001	Paterson et al.	
D449,908 S	10/2001	Paterson et al.	
D450,411 S	11/2001	Paterson et al.	
D451,253 S	11/2001	Paterson et al.	
D452,984 S	1/2002	Paterson et al.	
D460,226 S	7/2002	Paterson et al.	
6,446,303 B1 *	9/2002	Paterson et al.	15/350
D480,521 S *	10/2003	Medema	D32/31

* cited by examiner

(56) **References Cited**

U.S. PATENT DOCUMENTS

D429,041 S	*	8/2000	Medema et al.	D32/22
D445,976 S		7/2001	Paterson et al.		
D445,977 S		7/2001	Paterson et al.		
D445,978 S		7/2001	Paterson et al.		
D446,366 S		8/2001	Paterson et al.		
D446,894 S		8/2001	Paterson et al.		
D447,294 S		8/2001	Paterson et al.		
D447,295 S		8/2001	Paterson et al.		
D448,129 S		9/2001	Paterson et al.		
D448,531 S		9/2001	Paterson et al.		
D448,532 S		9/2001	Paterson et al.		
D448,533 S		9/2001	Paterson et al.		
D449,142 S		9/2001	Callan		
D448,896 S		10/2001	Paterson et al.		
D448,898 S		10/2001	Paterson et al.		
D448,899 S		10/2001	Paterson et al.		
D448,900 S		10/2001	Paterson et al.		

Primary Examiner—Ruth McInroy

(74) *Attorney, Agent, or Firm*—Duft Setter Ollila & Borensen LLC

(57) **CLAIM**

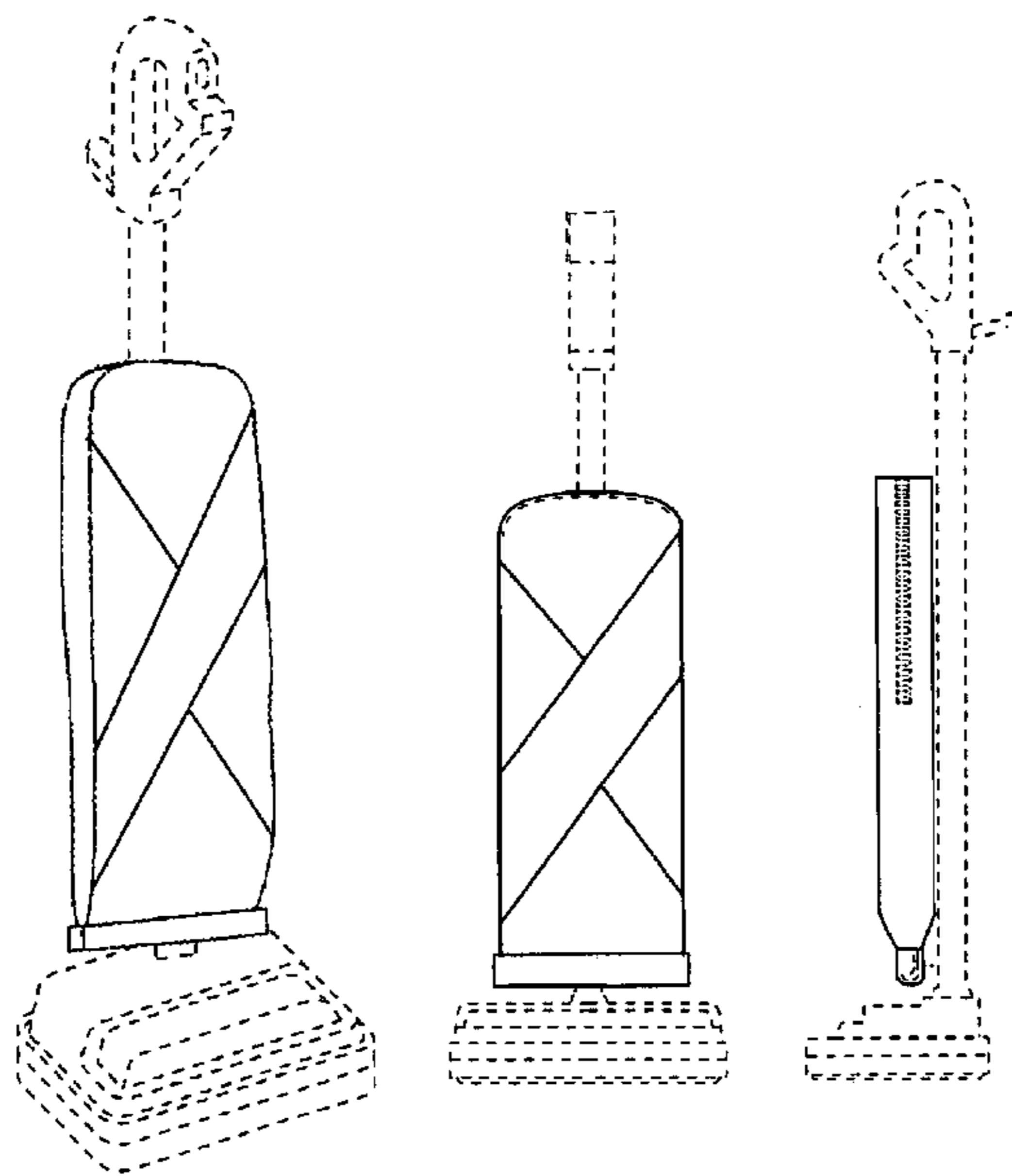
The ornamental design for a containment member for floor care apparatus, as shown and described.

DESCRIPTION

FIG. 1 is a front isometric view of a containment member for floor care apparatus showing our new design; FIG. 2 is a front elevational view thereof; FIG. 3 is a rear elevational view thereof; FIG. 4 is a right side elevational view thereof; and, FIG. 5 is a top plan view thereof.

The broken line disclosure is for illustrative purposes only and forms no part of the claimed design.

1 Claim, 3 Drawing Sheets



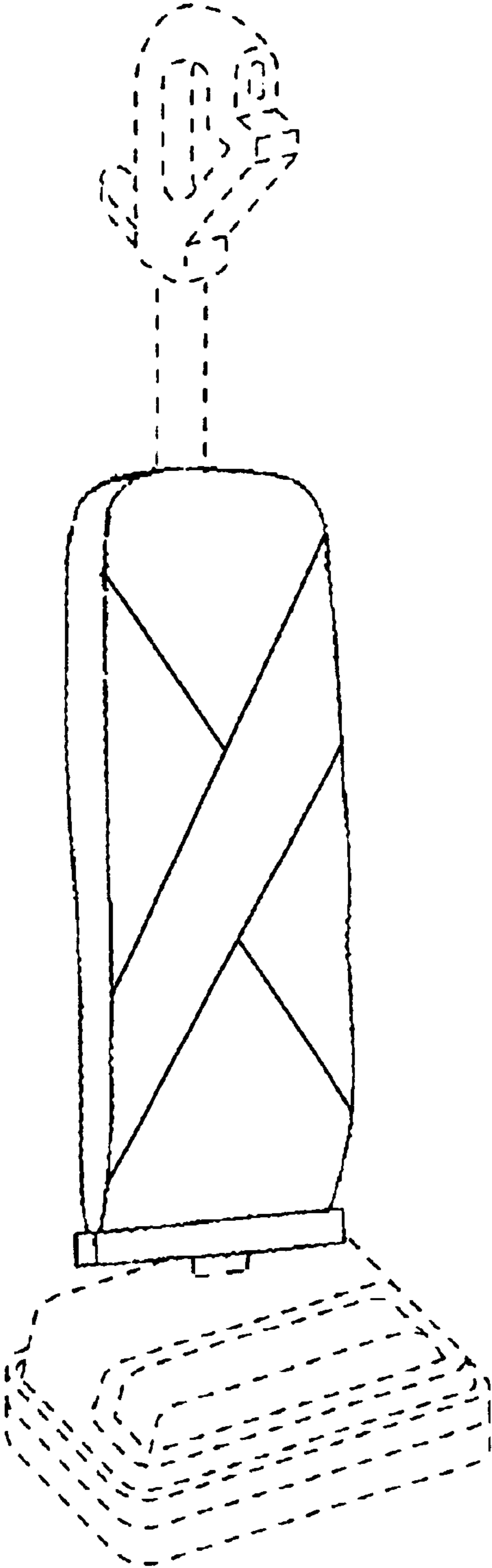


FIG.1

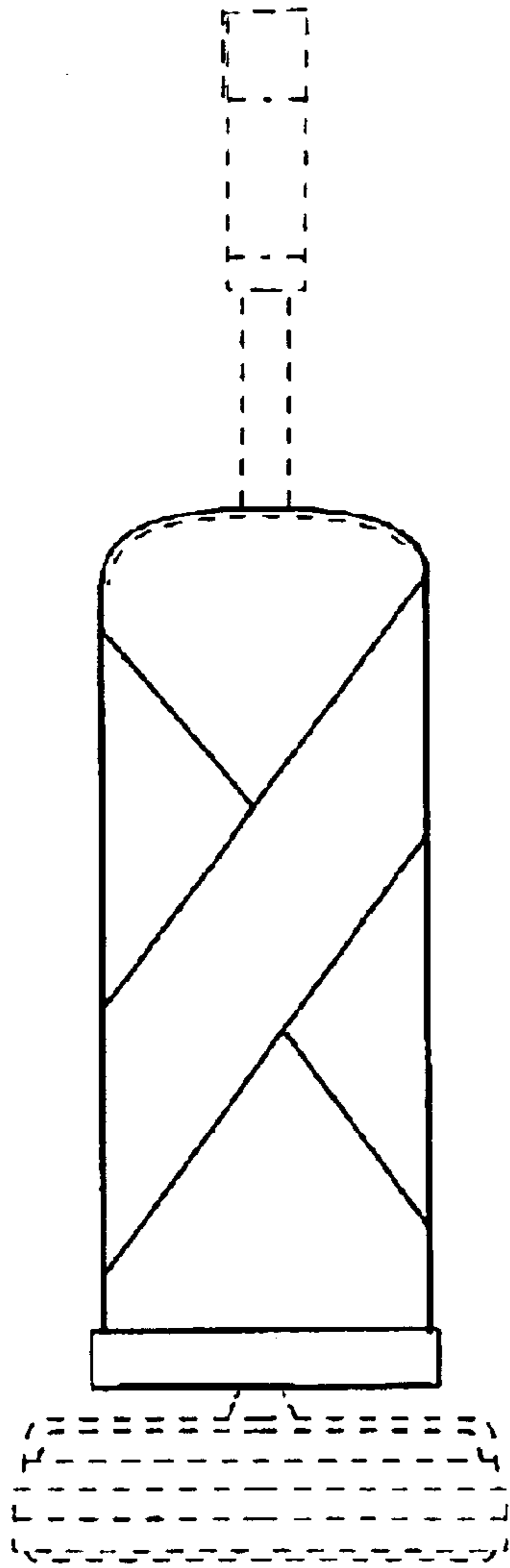


FIG. 2

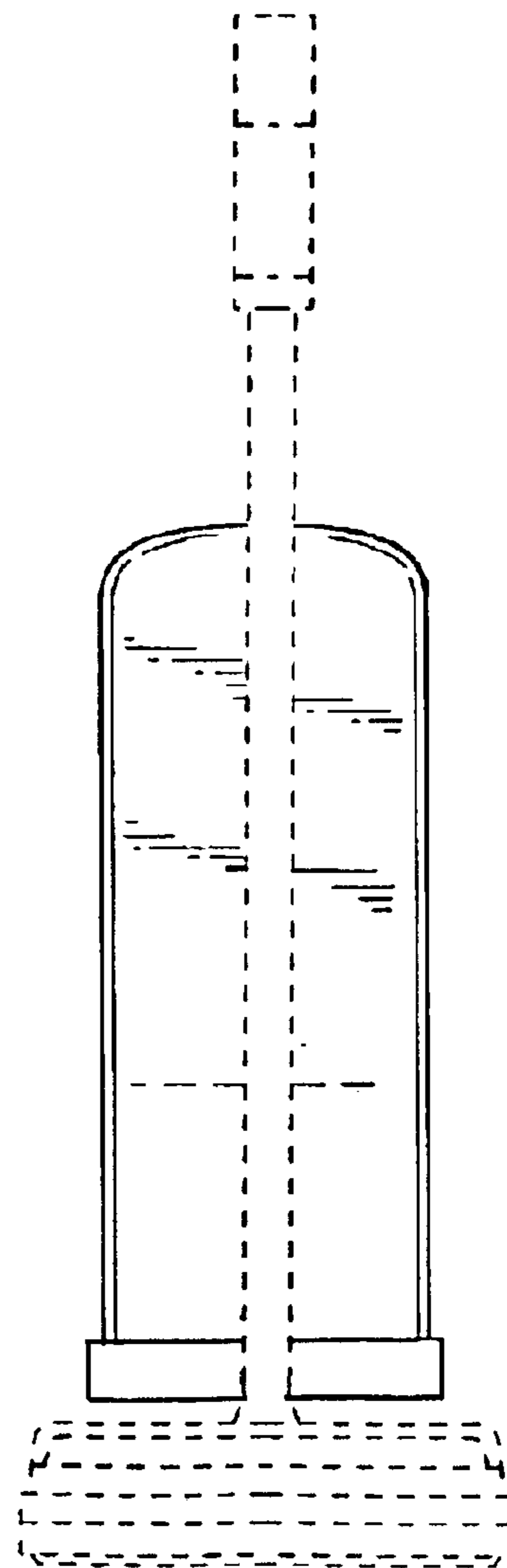


FIG. 3

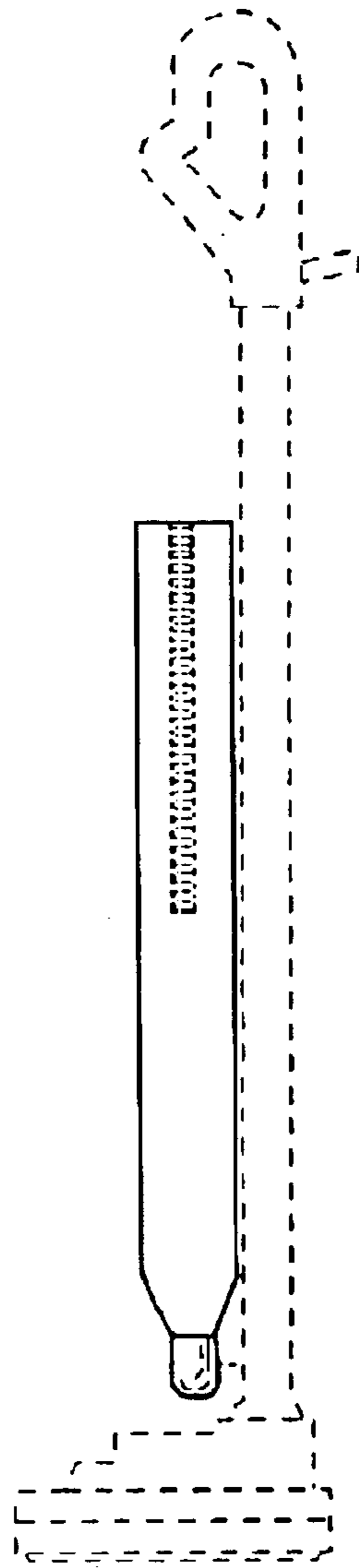


FIG. 4

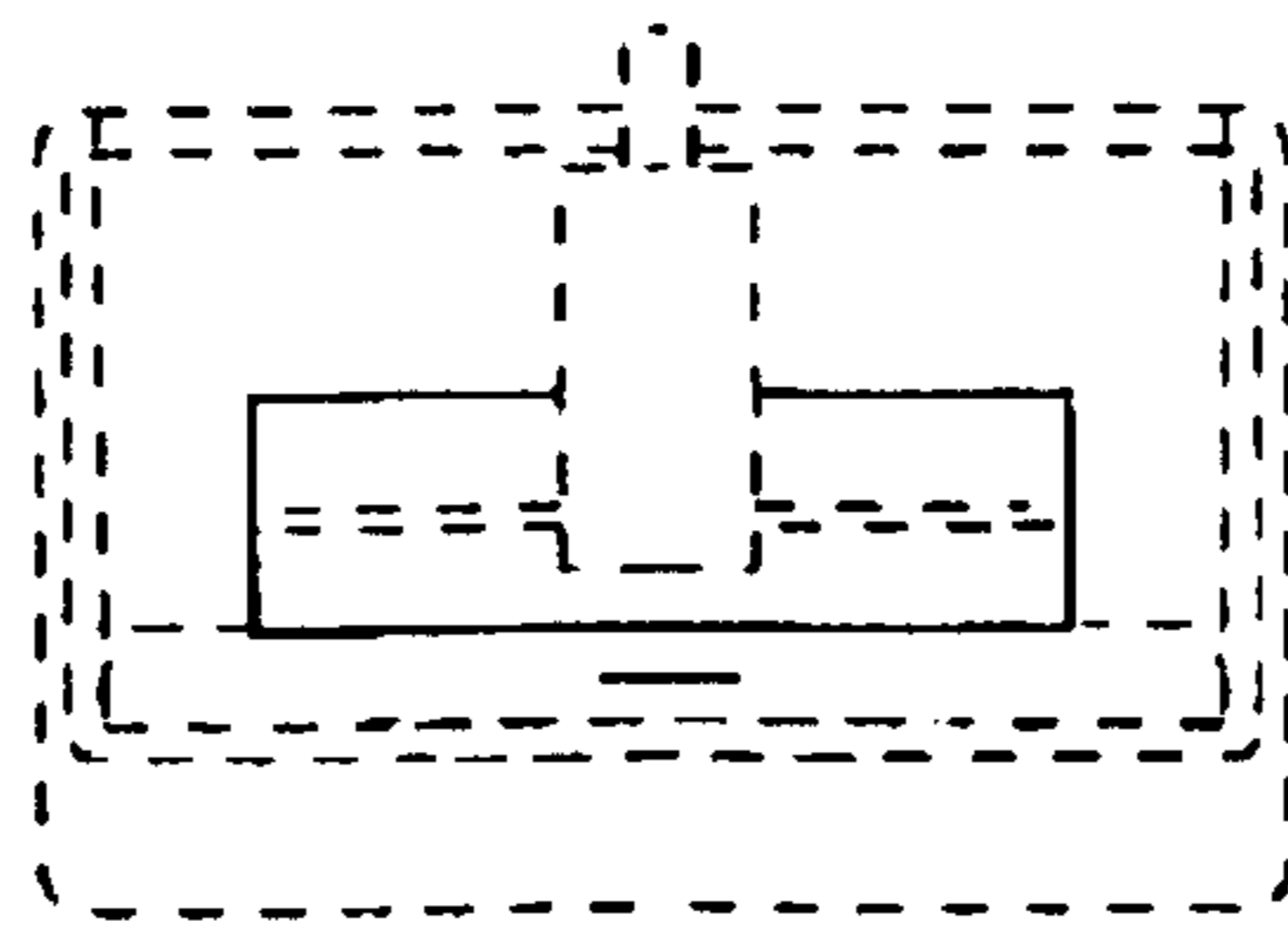


FIG. 5