



US00D493921S1

(12) **United States Design Patent**
Rong

(10) **Patent No.:** **US D493,921 S**

(45) **Date of Patent:** **** Aug. 3, 2004**

(54) **VENT FOR SPORTS HELMET**

(75) Inventor: **Qing Rong**, Zhuhai (CN)

(73) Assignee: **Zhuhai (USA) Safety Helmets Mfg. Co., Ltd.**, Monterey Park, CA (US)

(**) Term: **14 Years**

(21) Appl. No.: **29/194,305**

(22) Filed: **Nov. 21, 2003**

Related U.S. Application Data

(62) Division of application No. 29/154,638, filed on Jan. 23, 2002, now Pat. No. Des. 485,949.

(51) **LOC (7) Cl.** **29-03**

(52) **U.S. Cl.** **D29/122**

(58) **Field of Search** D29/122, 102-107;
2/9, 411, 418-420, 422, 424, 425

(56) **References Cited**

U.S. PATENT DOCUMENTS

D366,731 S * 1/1996 Garneau D29/102

D431,327 S * 9/2000 Haskins D29/102
D436,695 S * 1/2001 Ho D29/102
D447,604 S * 9/2001 Watters et al. D29/102
D452,940 S * 1/2002 Ho D29/102
D455,869 S * 4/2002 Ho D29/102

* cited by examiner

Primary Examiner—Ruth McInroy

(74) *Attorney, Agent, or Firm*—Seed IP Law Group PLLC

(57) **CLAIM**

The ornamental design for a vent for sports helmet, as shown and described.

DESCRIPTION

FIG. 1 is a front perspective view of a vent for sports helmet showing my new design;

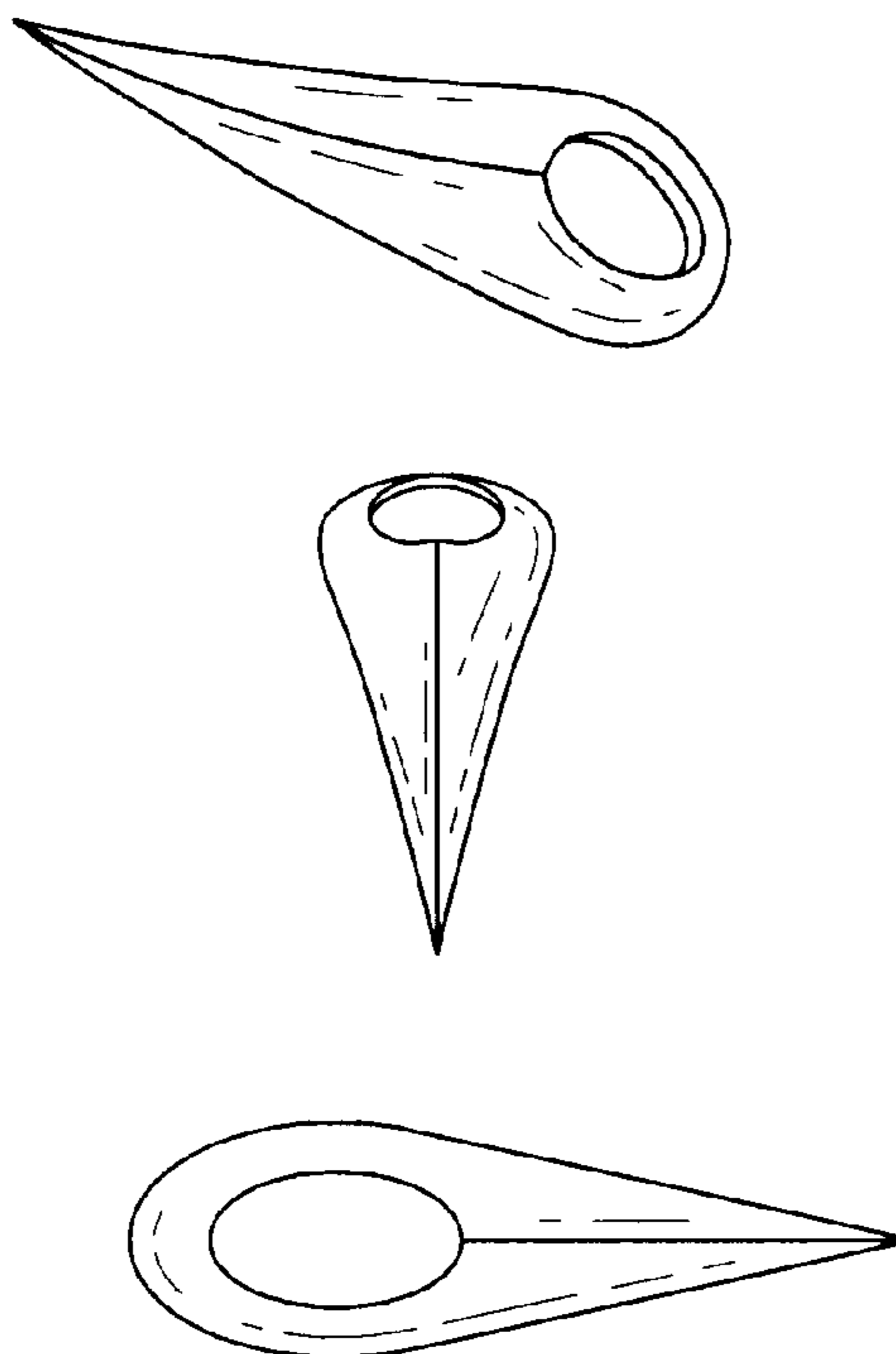
FIG. 2 is a right side elevational view thereof, the left side being a mirror image;

FIG. 3 is a right side and top perspective view thereof;

FIG. 4 is a rear elevational view thereof; and,

FIG. 5 is a top plan view thereof.

1 Claim, 2 Drawing Sheets



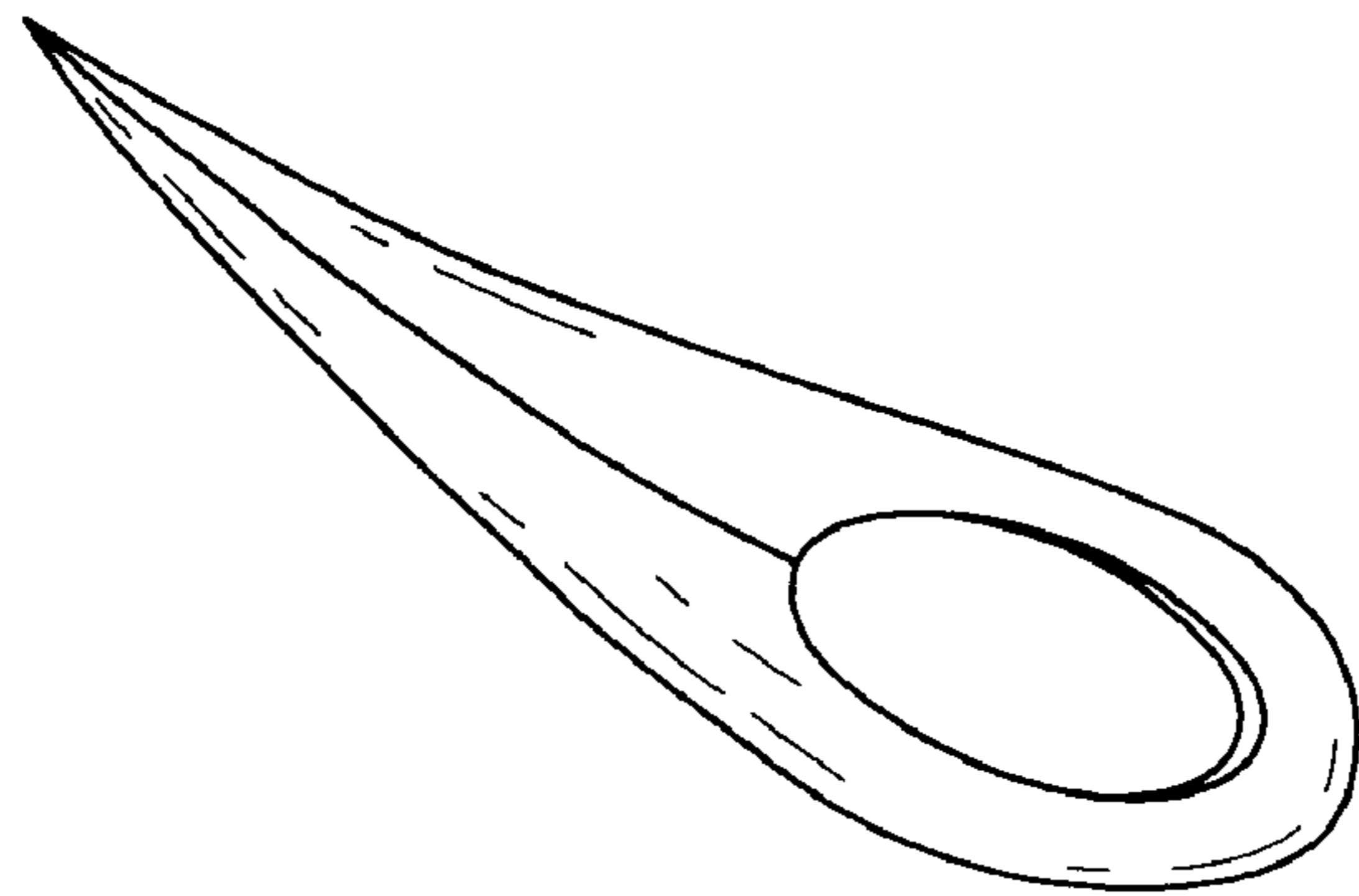


Fig. 1

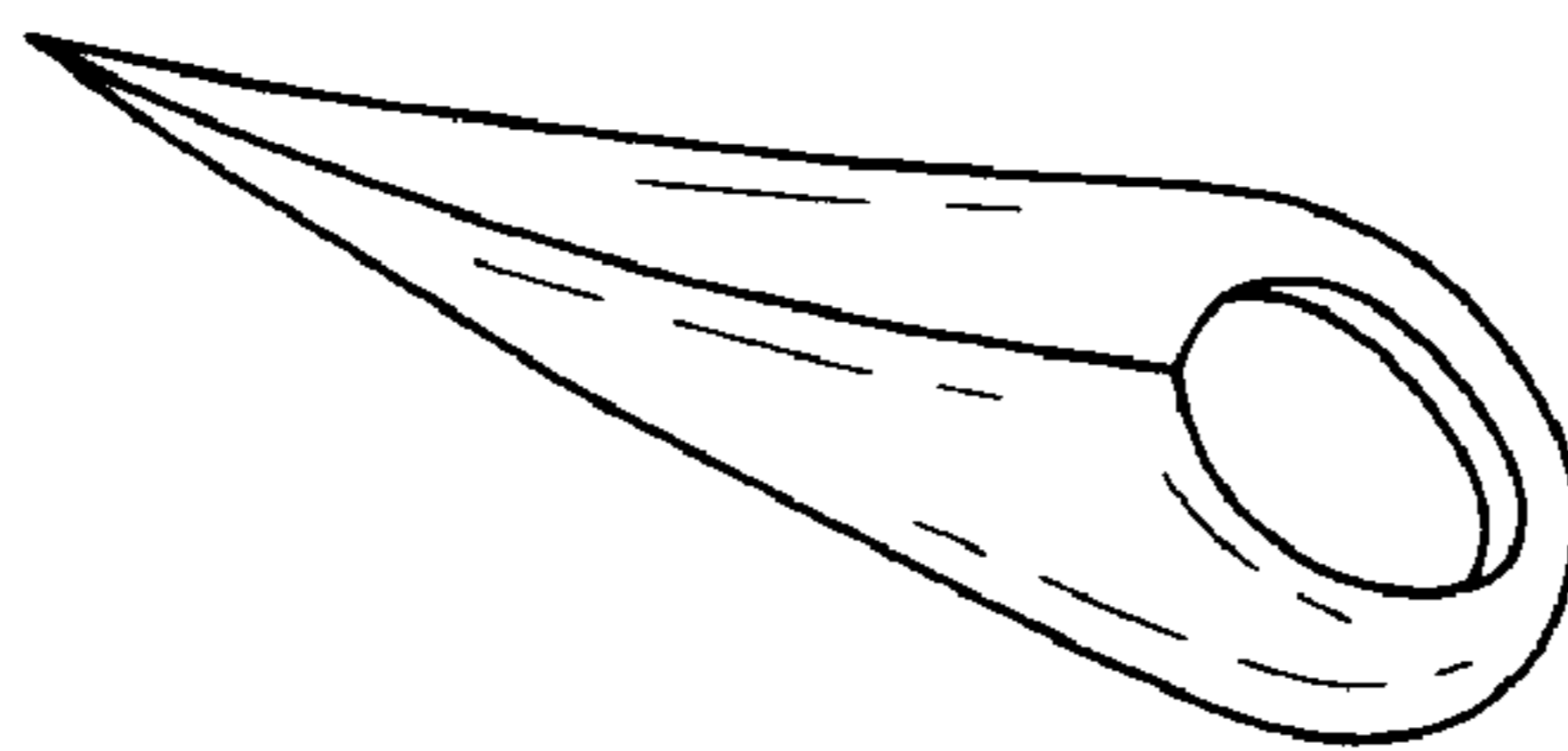


Fig. 2




Fig. 3

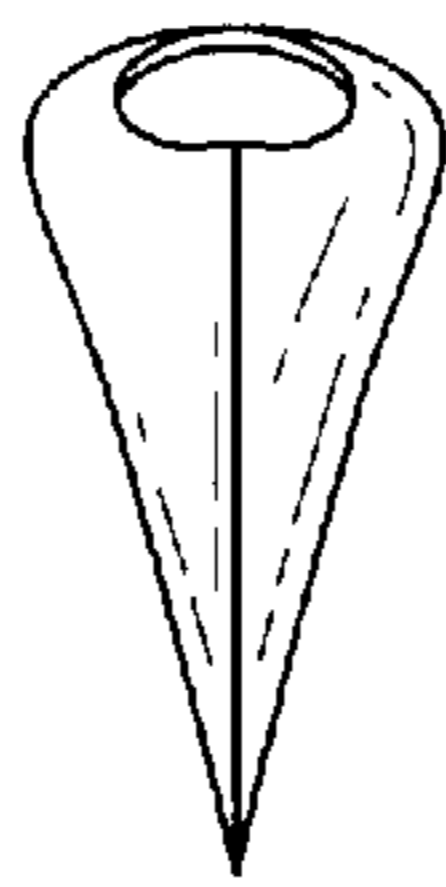


Fig. 4

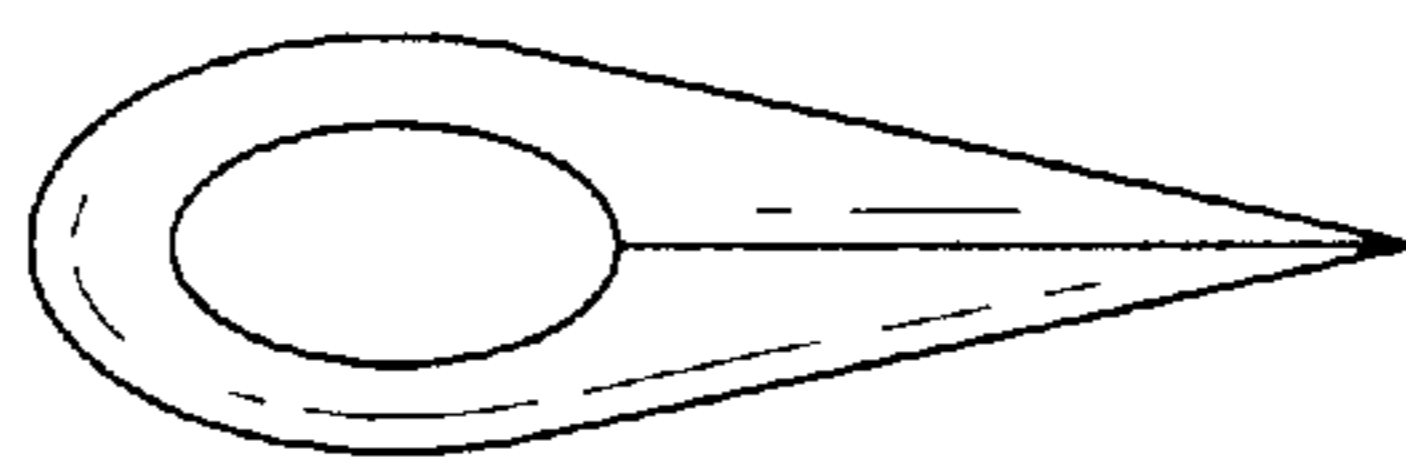


Fig. 5