

US00D493914S1

(12) **United States Design Patent** (10) **Patent No.:** **US D493,914 S**
Vena et al. (45) **Date of Patent:** **** Aug. 3, 2004**

(54) **COSMETIC APPLICATOR**

(75) Inventors: **Lou Ann Christine Vena**, Scotch Plains, NJ (US); **Saroja Narasimhan**, Matawan, NJ (US); **Maxine Gayle Moore**, Piscataway, NJ (US); **Glenn Robert Geardino**, Edison, NJ (US); **Manharbhai Kantibhai Patel**, Saddle Brook, NJ (US)

(73) Assignee: **Revlon Consumer Products Corporation**, New York, NY (US)

(**) Term: **14 Years**

(21) Appl. No.: **29/169,160**

(22) Filed: **Oct. 15, 2002**

(51) **LOC (7) Cl.** **28-02**

(52) **U.S. Cl.** **D28/7; D28/20**

(58) **Field of Search** **D28/7, 20, 25, D28/10; D9/447, 436, 338; 132/112-116, 212, 126, 320, 202, 208; 401/28, 282, 265, 266, 6, 139, 205-207; 222/212, 192, 567**

(56) **References Cited**

U.S. PATENT DOCUMENTS

1,635,176 A	7/1927	Dorment	
2,014,149 A *	9/1935	Stafford	401/264
D184,445 S *	2/1959	Lerner	D9/436
2,897,826 A	8/1959	Di Vito	132/114
D186,350 S *	10/1959	Lerner	D28/7
3,059,652 A	10/1962	Thomas	132/112
3,456,658 A	7/1969	Long, Jr.	132/116
4,516,591 A *	5/1985	Hierholzer	132/116
4,813,439 A	3/1989	Morgan	132/116
5,215,106 A *	6/1993	Choi	132/109
5,555,899 A *	9/1996	Foreman	132/114
5,738,121 A	4/1998	Westerveld	132/113

5,755,241 A *	5/1998	Cheung	132/112
6,112,751 A	9/2000	Bennett	132/116
6,286,518 B1 *	9/2001	Laporte	132/116
D450,884 S *	11/2001	Yoshida	D28/20
6,453,909 B1	9/2002	De Laforcade	132/208
6,457,476 B1	10/2002	Elmer	132/113

FOREIGN PATENT DOCUMENTS

DE	3931111	3/1991
JP	411018822 A	1/1999
JP	11137329 A	5/1999
JP	02001046140 A	2/2001

* cited by examiner

Primary Examiner—Lucy Lieberman

(74) *Attorney, Agent, or Firm*—Julie Blackburn

(57) **CLAIM**

The ornamental design for a cosmetic applicator, as shown and described.

DESCRIPTION

FIG. 1 is a front elevation of the cosmetic applicator of the invention depicted as affixed to a receptacle as illustrated in the portion of the figure depicted with broken lines, the receptacle not forming part of the invention.

FIG. 2 is a side view of the cosmetic applicator of the invention, depicted as affixed to a receptacle in the portion of the figure depicted with broken lines, the receptacle not forming part of the invention.

FIG. 3 is a top plan view of the applicator; and,

FIG. 4 is a front perspective view of the cosmetic applicator depicted on a receptacle that is illustrated in the portion of the figure depicted with broken lines, the receptacle not forming part of the invention.

The broken lines in the drawings are for illustrative purposes only and do not form part of the claimed design.

1 Claim, 4 Drawing Sheets

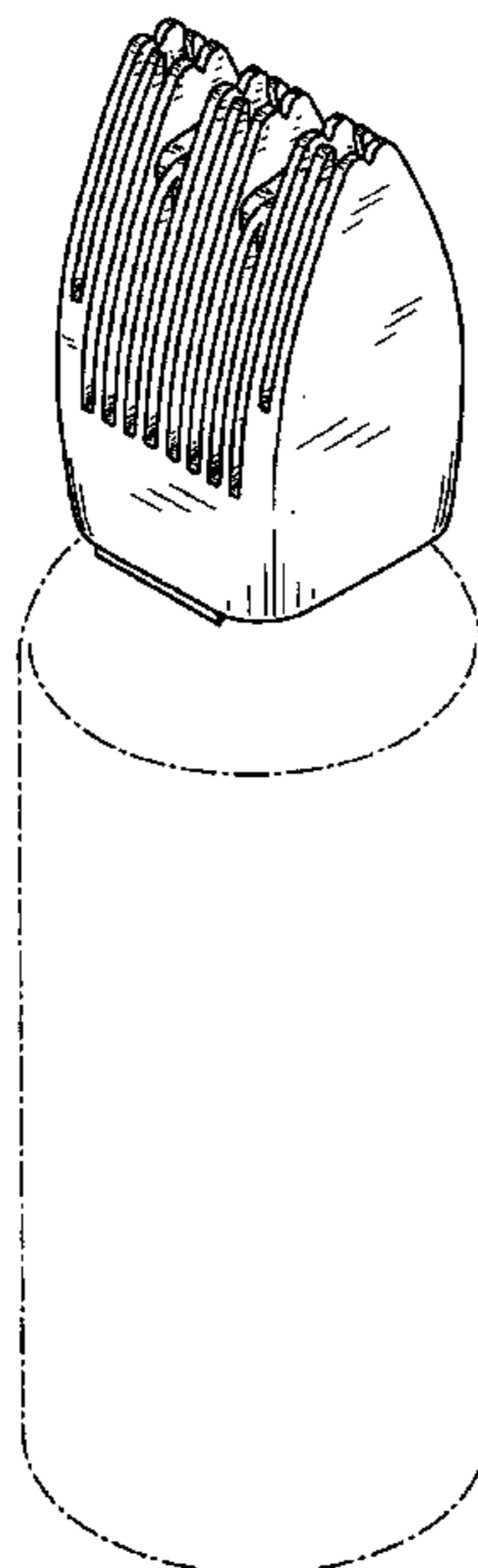


FIG. 1

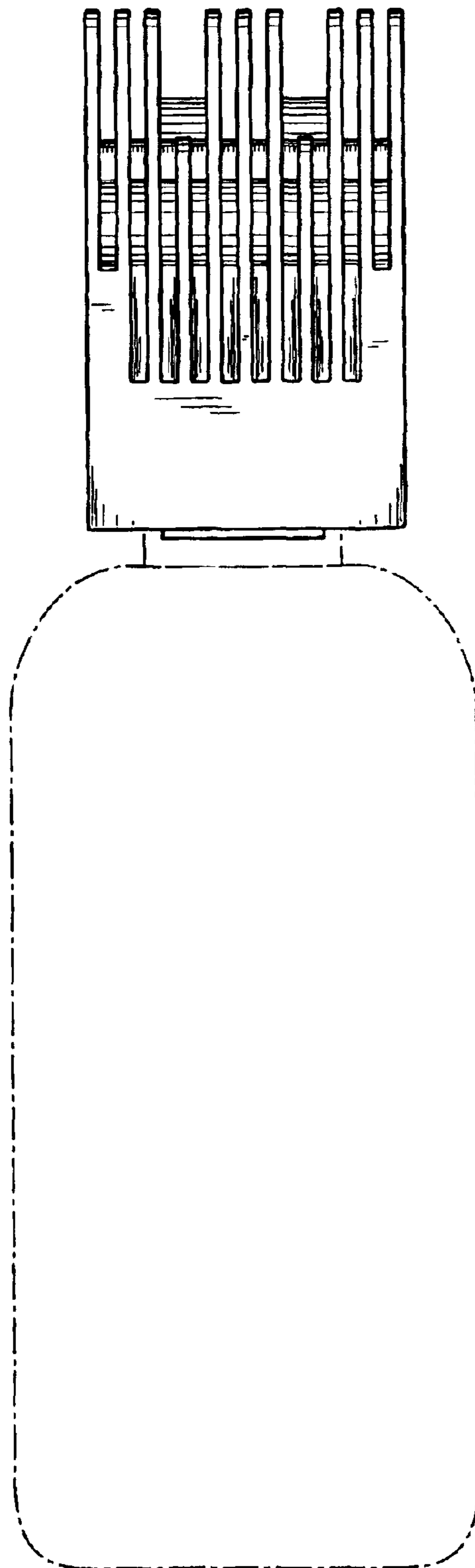


FIG. 2

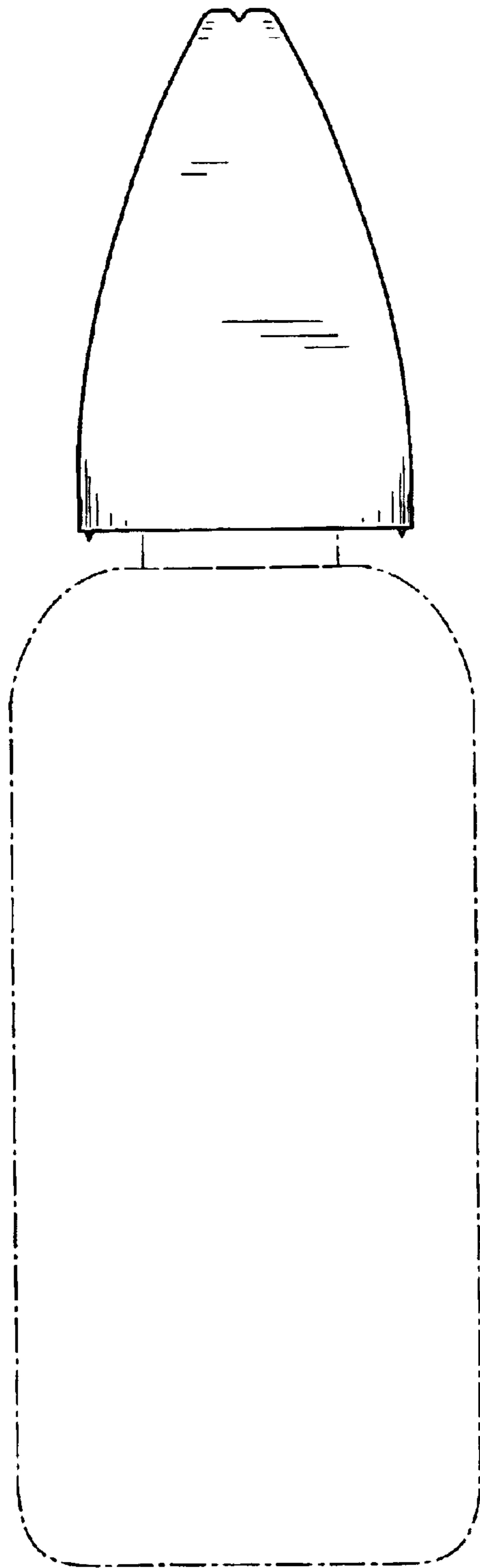


FIG. 3

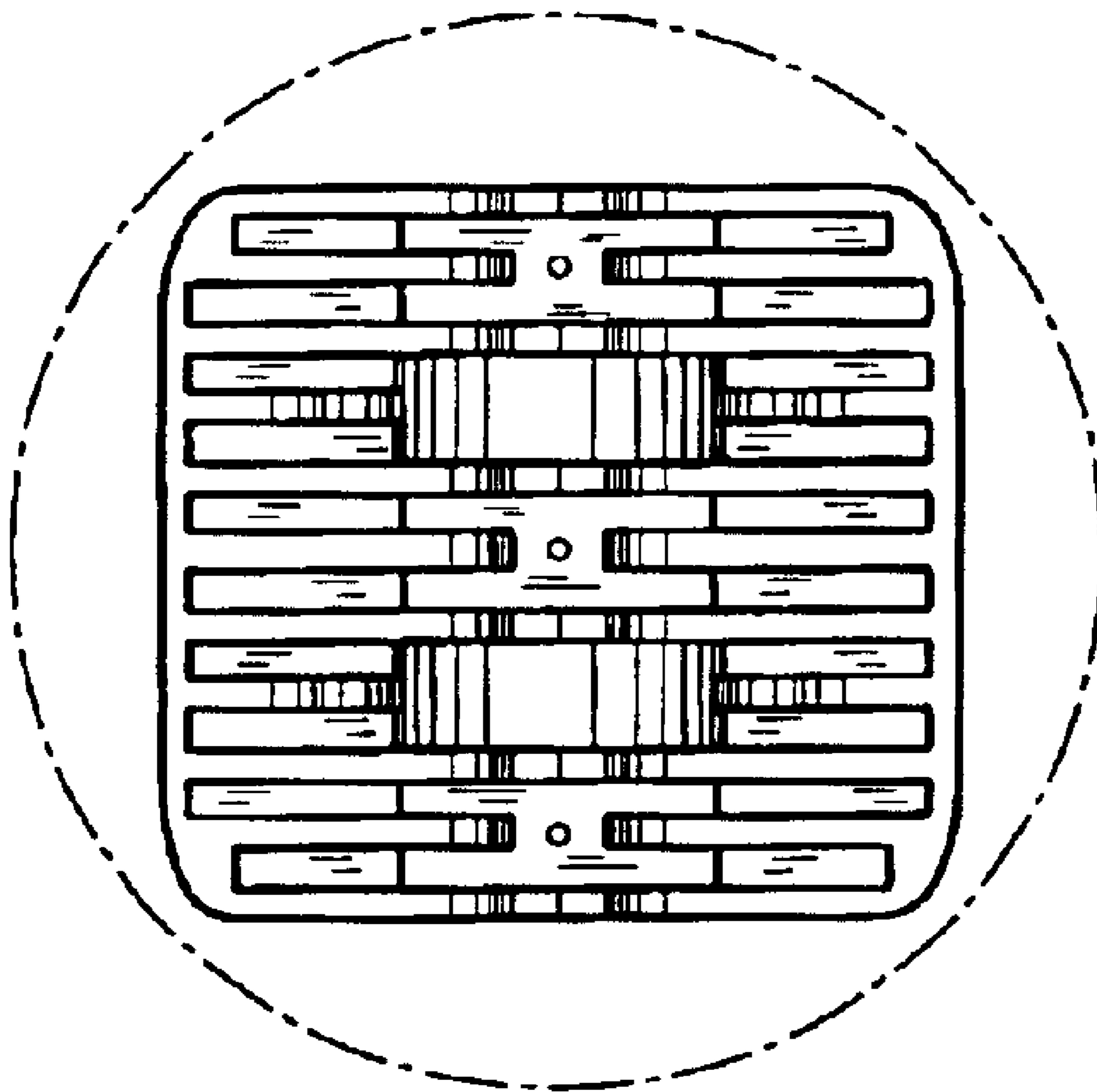


FIG. 4

