

US00D493895S1

(12) **United States Design Patent** (10) **Patent No.:** **US D493,895 S**
Glatz (45) **Date of Patent:** **** *Aug. 3, 2004**

(54) **WALL BASE WITH SMALL INCLINE**

(75) Inventor: **Jerald Glatz**, Garrettsville, OH (US)

(73) Assignee: **Duramax, Inc.**, Middlefield, OH (US)

(*) Notice: This patent is subject to a terminal disclaimer.

(**) Term: **14 Years**

(21) Appl. No.: **29/176,692**

(22) Filed: **Feb. 25, 2003**

(51) **LOC (7) Cl.** **25-01**

(52) **U.S. Cl.** **D25/136**

(58) **Field of Search** D25/138, 55, 164;
52/290, 287.1, 288.1, 718.01, 718.04, 718.05,
718.06, 716.1

(56) **References Cited**

U.S. PATENT DOCUMENTS

| | | | |
|----------------|--------|---------|-----------|
| 1,070,273 A | 8/1913 | MacLean | |
| 3,365,854 A * | 1/1968 | Gallo | 52/718.05 |
| 6,282,855 B1 * | 9/2001 | Shipton | 52/287.1 |

* cited by examiner

Primary Examiner—Doris Clark

(74) *Attorney, Agent, or Firm*—D. Peter Hochberg; Sean Mellino; Katherine R. Vieyra

(57) **CLAIM**

The ornamental design for a wall base with small incline, as shown and described.

DESCRIPTION

FIG. 1 is a perspective view of the wall base with small incline according to the invention;

FIG. 2 is a top end view of the wall base with small incline as shown in FIG. 1;

FIG. 3 is a front view of the wall base with small incline as shown in FIG. 1;

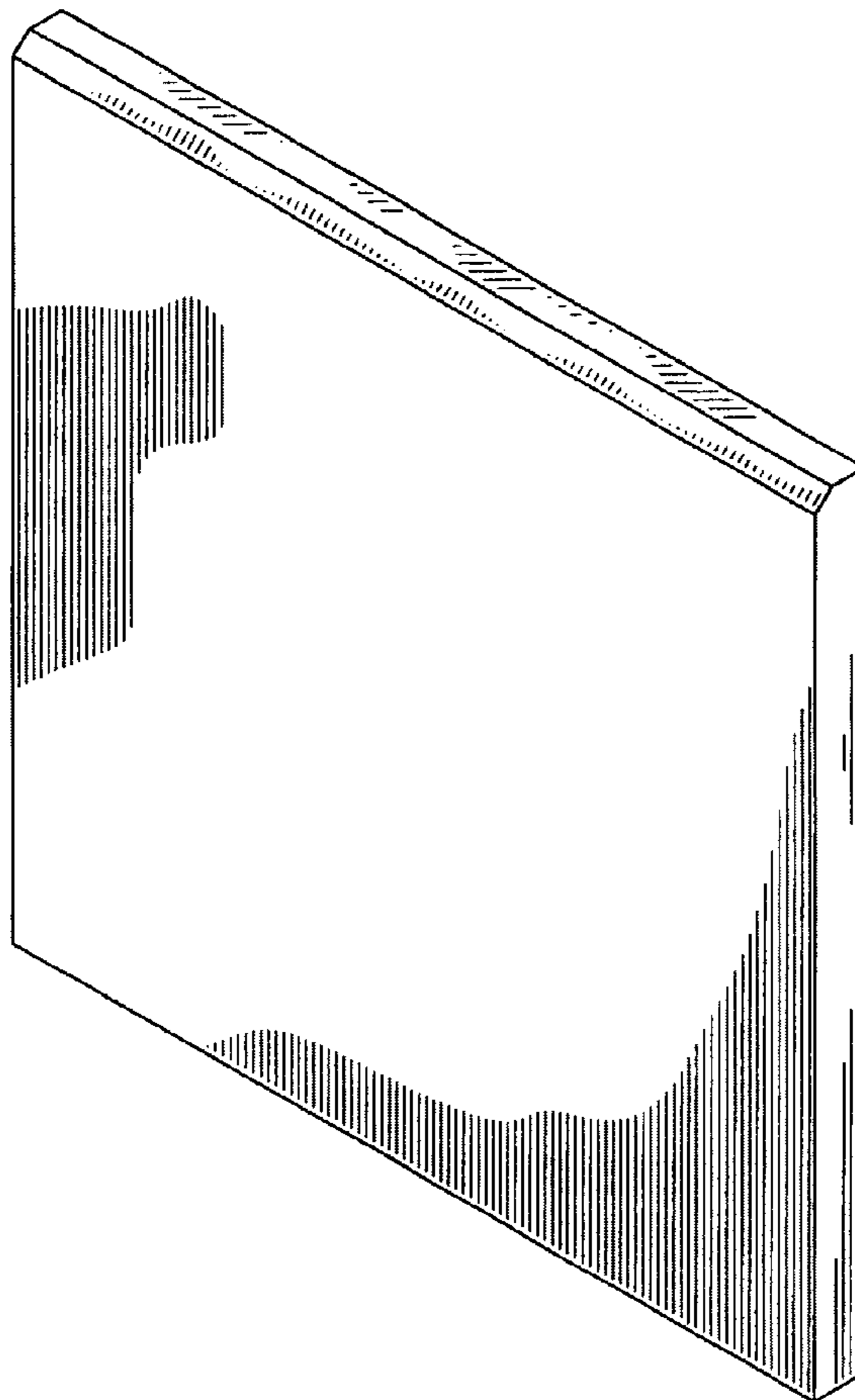
FIG. 4 is a side view of the wall base with small incline as shown in FIG. 1;

FIG. 5 is a rear view of the wall base with small incline as shown in FIG. 1;

FIG. 6 is a side view of the wall base with small incline as shown in FIG. 1, shown from the opposite side of that shown in FIG. 4; and,

FIG. 7 is a bottom end view of the wall base with small incline as shown in FIG. 1.

1 Claim, 3 Drawing Sheets



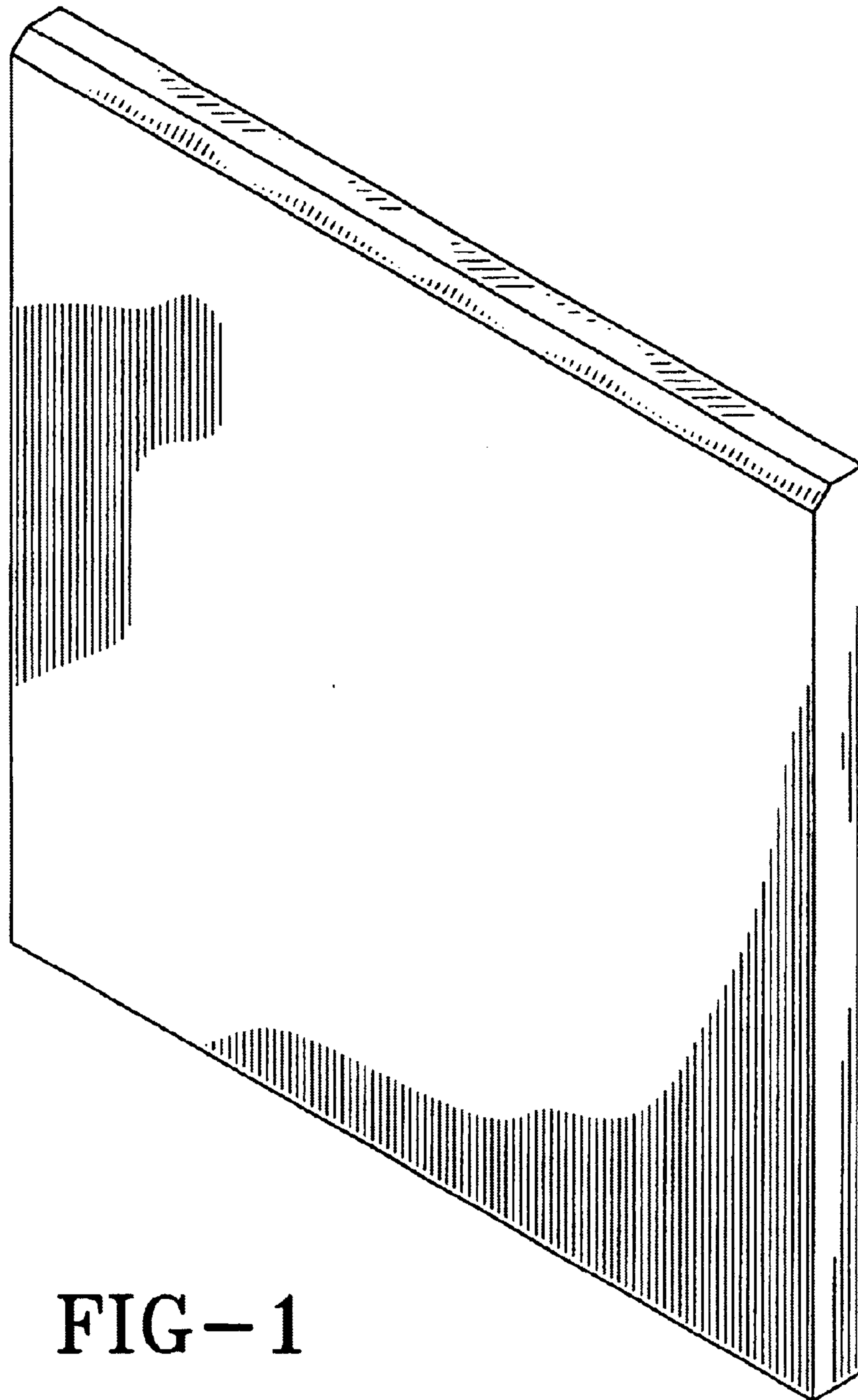


FIG-1



FIG-2

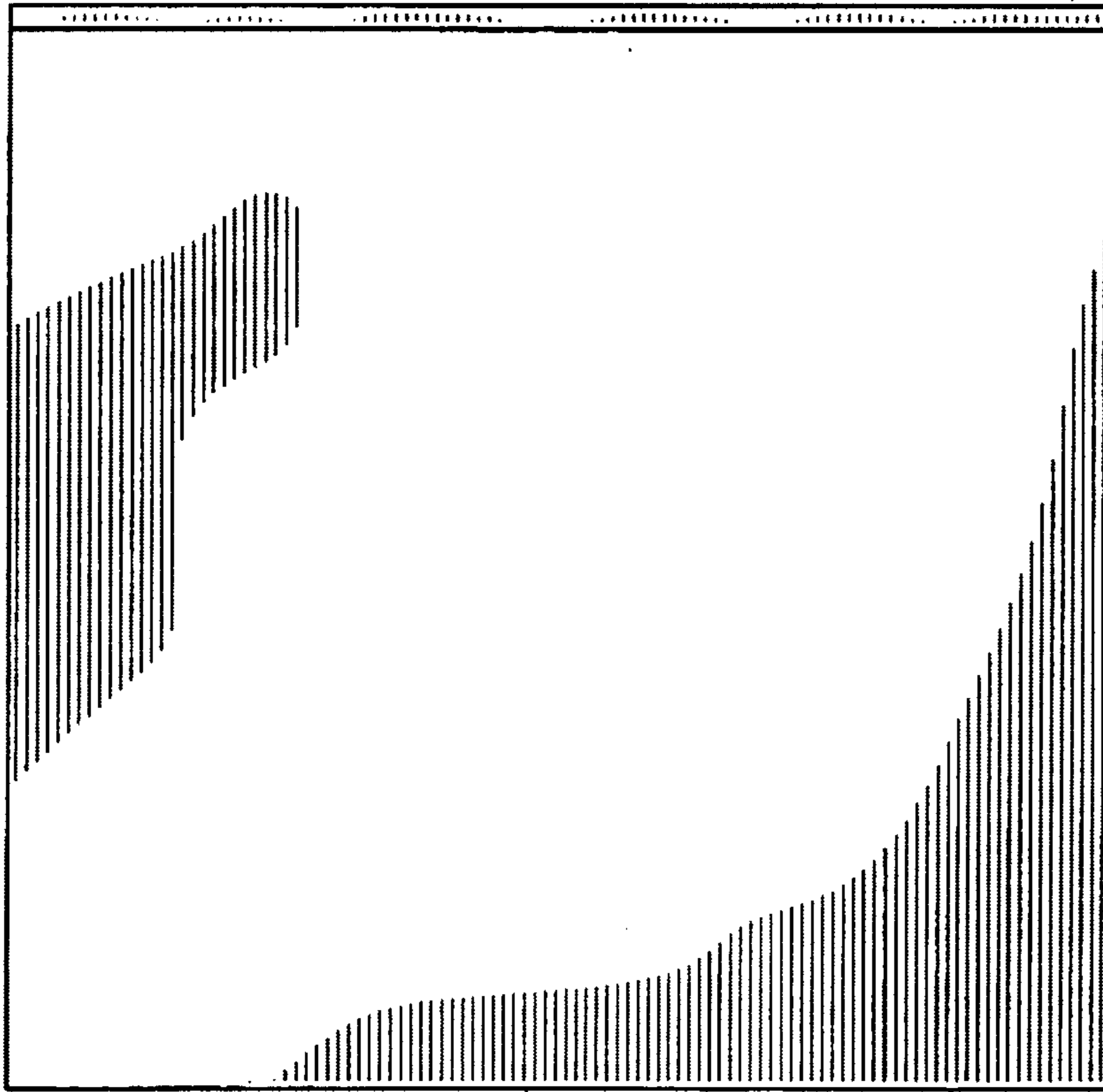


FIG-3




FIG-4




FIG-5



FIG-6



FIG-7