

US00D493872S1

(12) **United States Design Patent**  
**Renner**

(10) **Patent No.: US D493,872 S**

(45) **Date of Patent: \*\* Aug. 3, 2004**

(54) **PLUMBING FIXTURE**

(76) **Inventor: Brian K. Renner**, 2410 E. 273rd St.,  
Cleveland, MO (US) 64734

(\*\*) **Term: 14 Years**

(21) **Appl. No.: 29/183,605**

(22) **Filed: Jun. 13, 2003**

(51) **LOC (7) Cl. .... 23-01**

(52) **U.S. Cl. .... D23/266**

(58) **Field of Search .... D23/266; 285/134.1,**  
285/135.2, 226; 4/679

5,311,753 A 5/1994 Kanao  
5,813,701 A \* 9/1998 Noble ..... 285/4  
5,901,731 A \* 5/1999 Traylor ..... 137/15.09  
6,102,078 A 8/2000 Kramer, Jr.  
6,129,120 A 10/2000 Margot

\* cited by examiner

*Primary Examiner*—Robin V. Taylor

(74) *Attorney, Agent, or Firm*—Chase Law Firm, L.C.

(57) **CLAIM**

The ornamental design for a plumbing fixture, as shown and described.

**DESCRIPTION**

FIG. 1 is a side elevational view thereof;  
FIG. 2 is a side elevational view of an alternative embodiment thereof;  
FIG. 3 is a front elevation view of the plumbing fixture of FIG. 1;  
FIG. 4 is a rear elevation view thereof;  
FIG. 5 is a top view thereof;  
FIG. 6 is a bottom view thereof;  
FIG. 7 is a perspective view thereof; and,  
FIG. 8 is a side elevational view of an alternative embodiment of the plumbing fixture of FIG. 1.

**1 Claim, 6 Drawing Sheets**

(56) **References Cited**

**U.S. PATENT DOCUMENTS**

872,331 A \* 12/1907 Dreier ..... 285/142.1  
961,685 A \* 6/1910 Cosgrove ..... 4/252.1  
D231,930 S 6/1974 Danks  
3,847,184 A 11/1974 God  
3,860,978 A 1/1975 Wirth  
3,967,324 A 7/1976 Olive  
4,165,110 A 8/1979 Itzler  
4,539,718 A \* 9/1985 Haer ..... 4/292  
4,810,008 A 3/1989 Brodie  
4,846,510 A 7/1989 Mikol  
4,927,191 A 5/1990 Mikol  
D346,646 S 5/1994 Doyle

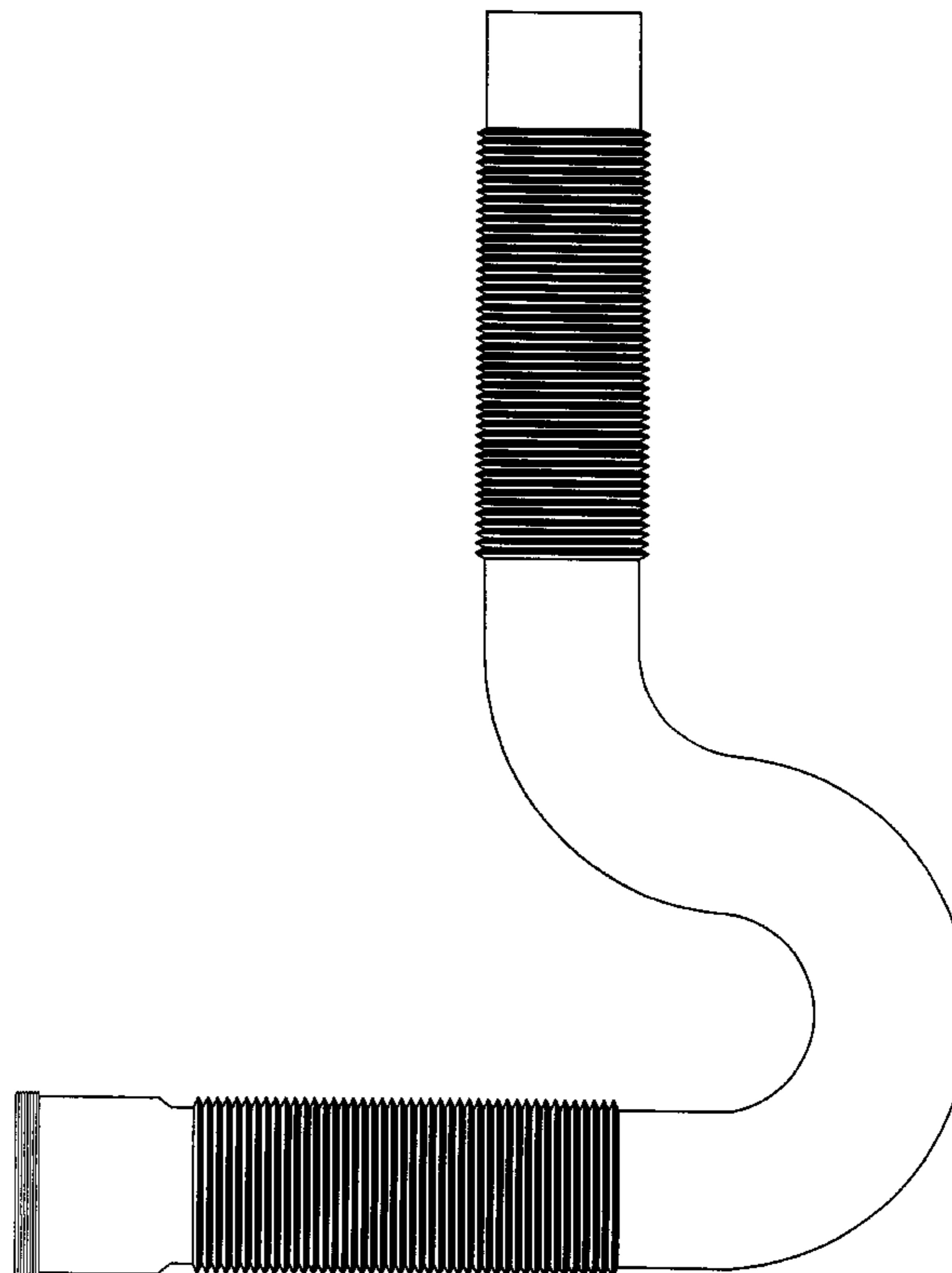
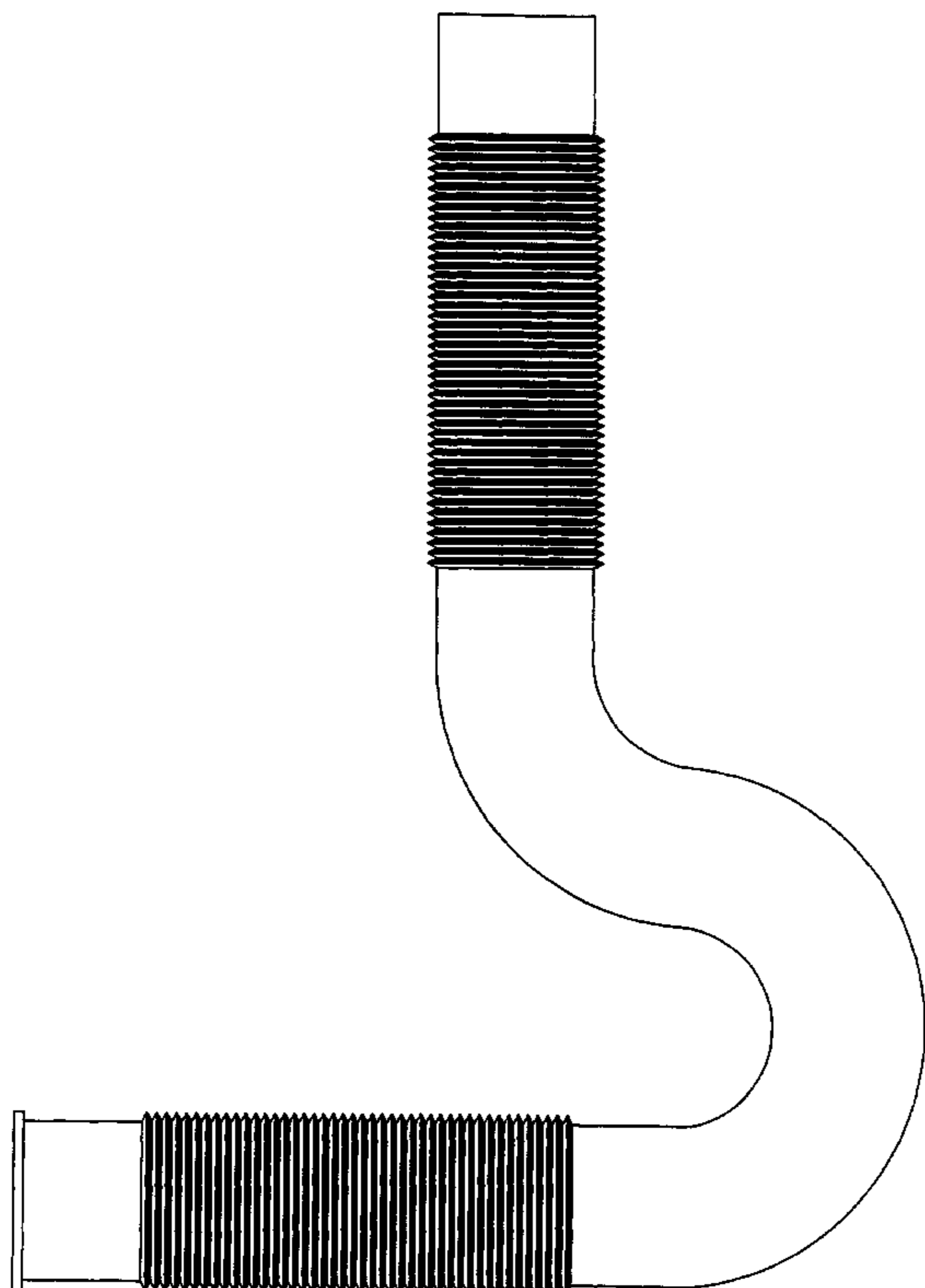


Fig. 1

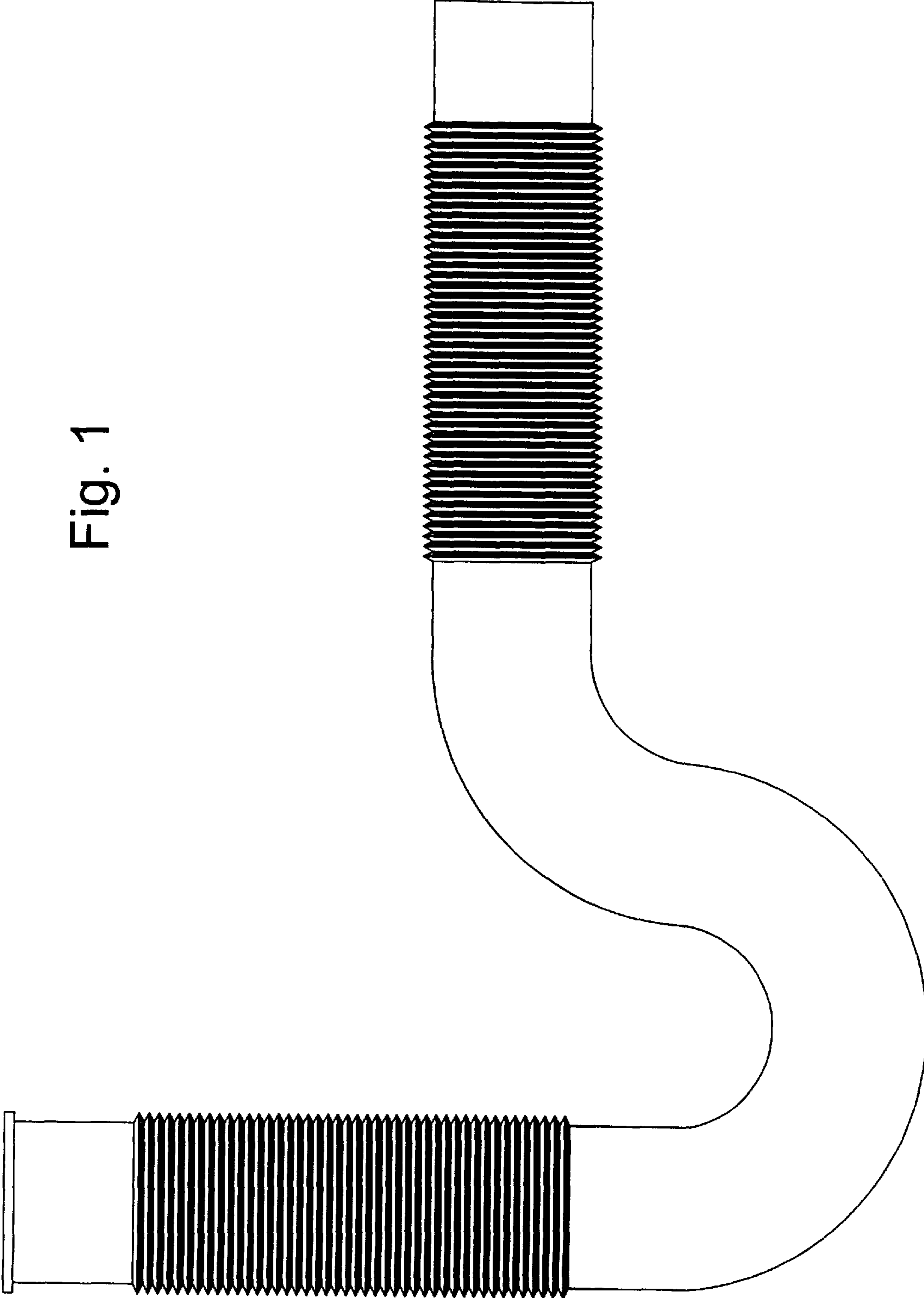


Fig. 2

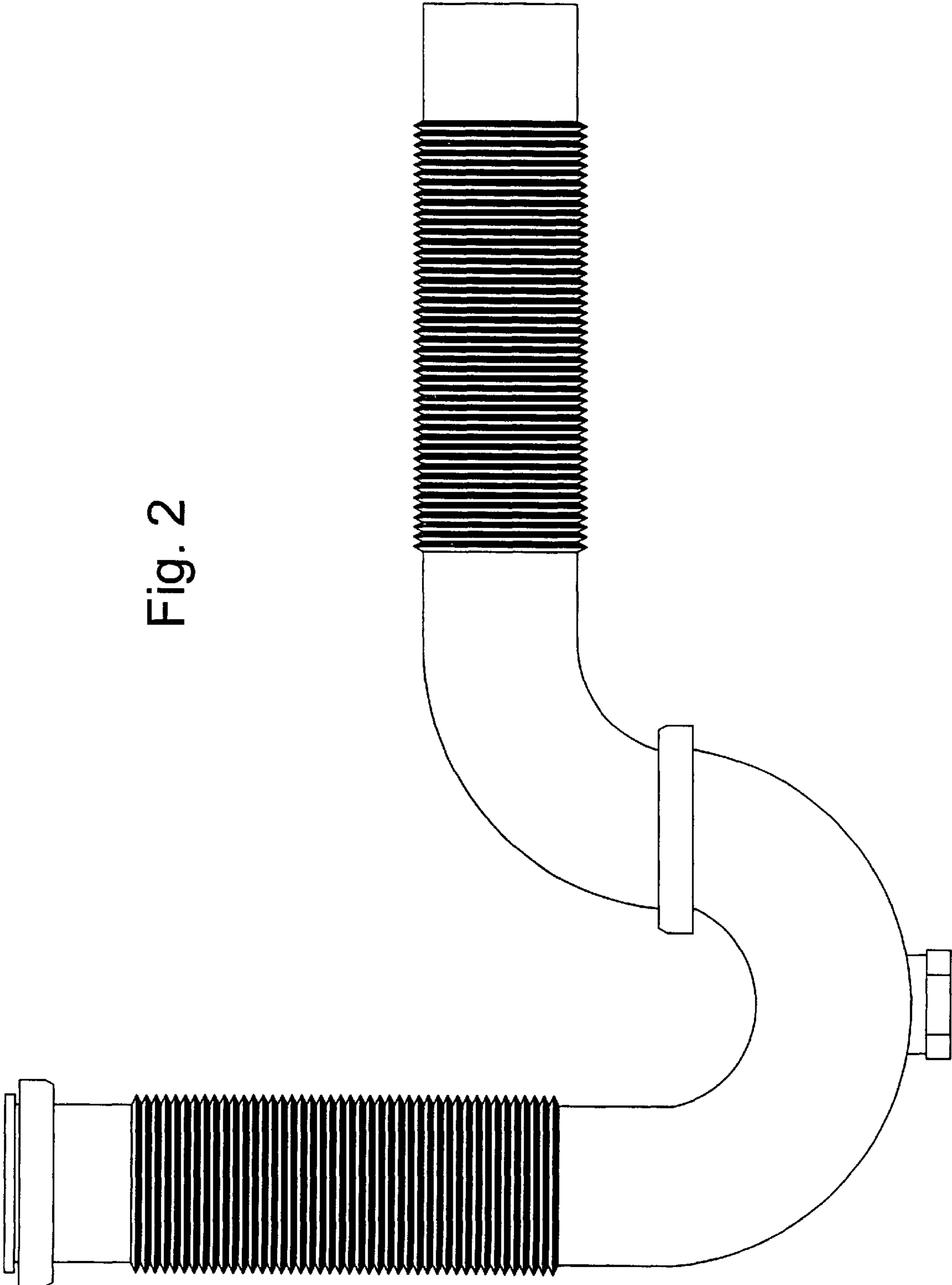


Fig. 4




Fig. 3




Fig. 5


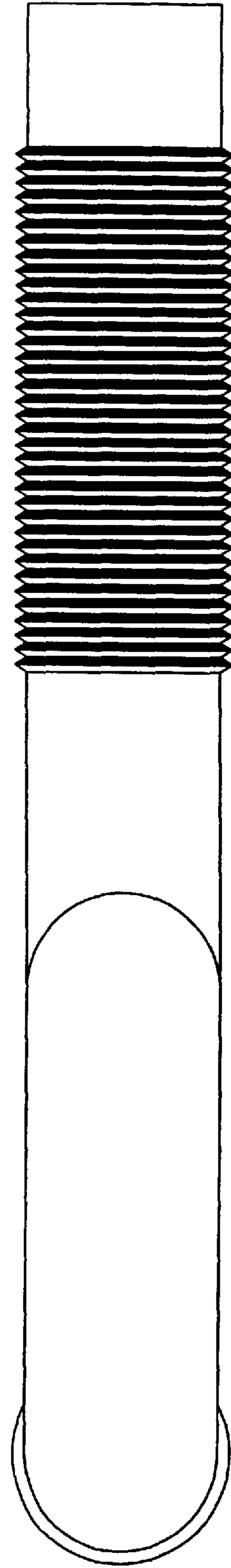


Fig. 6



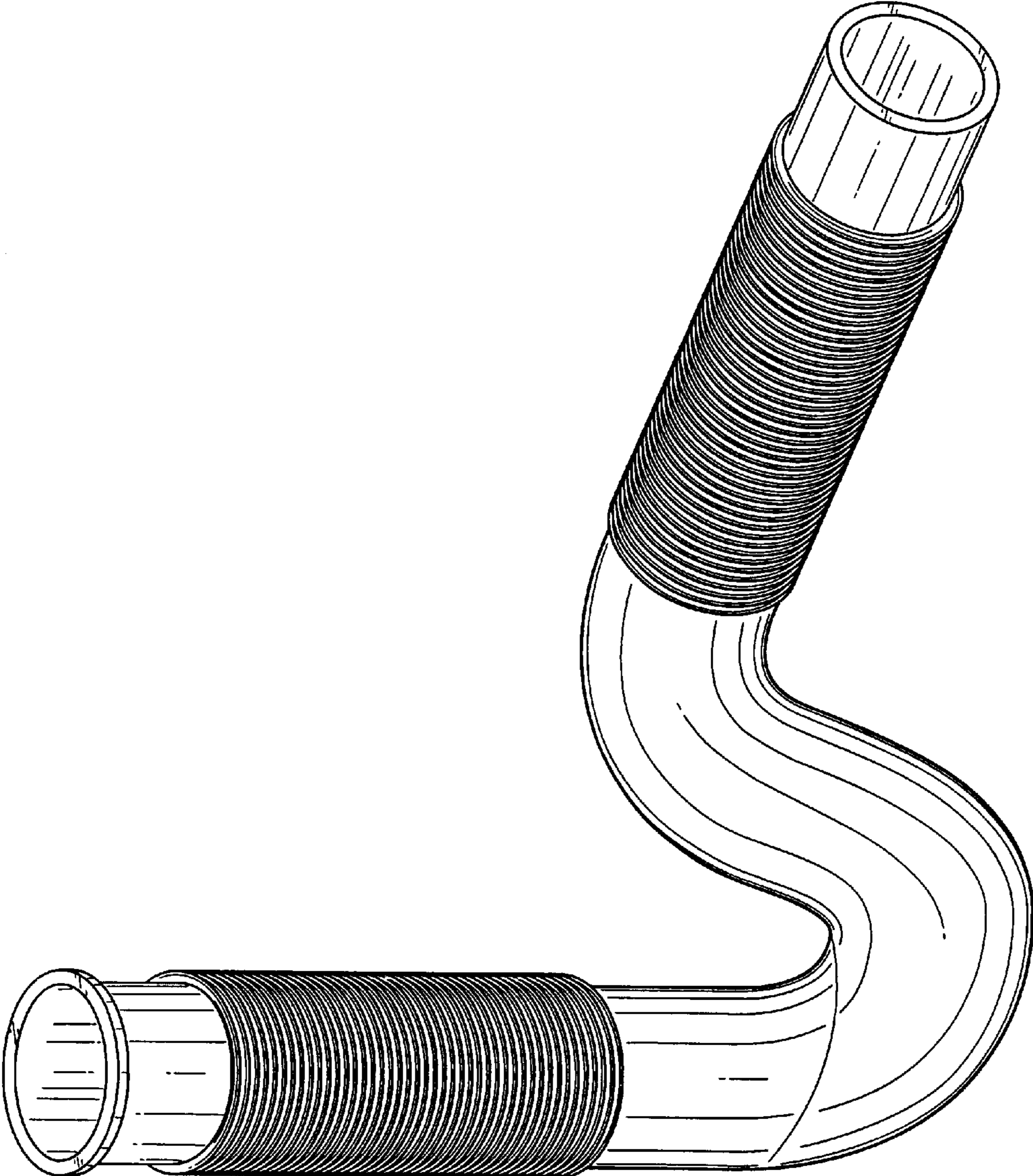


Fig. 7



Fig. 8

