

US00D493871S1

(12) **United States Design Patent**
Sasano et al.

(10) **Patent No.:** **US D493,871 S**
(45) **Date of Patent:** **** Aug. 3, 2004**

(54) **VAPORIZING PIPE IN GAS CHROMATOGRAPHY**

4,274,480 A * 6/1981 McGee 165/111
D412,430 S * 8/1999 Stauffer D8/14
D487,306 S * 3/2004 Sasano et al. D23/266
D487,307 S * 3/2004 Sasano et al. D23/266

(75) Inventors: **Ryoichi Sasano**, Wakayama (JP);
Kazuaki Kiji, Wakayama (JP); **Takasi Otoi**,
Wakayama (JP); **Motoaki Satoh**, Wakayama (JP)

* cited by examiner

Primary Examiner—Robin V. Taylor

(73) Assignee: **Saika Technological Institute Foundation**,
Wakayama (JP)

(74) *Attorney, Agent, or Firm*—Armstrong, Kratz, Quintos,
Hanson & Brooks, LLP

(**) Term: **14 Years**

(57) **CLAIM**

(21) Appl. No.: **29/181,168**

The ornamental design for a vaporizing pipe in gas chromatography, as shown and described.

(22) Filed: **May 7, 2003**

DESCRIPTION

(51) **LOC (7) Cl.** **23-01**

FIG. 1 is a front view of the vaporizing pipe in gas chromatography, the back view being a mirror image thereof;

(52) **U.S. Cl.** **D23/266; D23/360**

FIG. 2 is a left side view thereof;

(58) **Field of Search** **D23/266, 360;**

FIG. 3 is a right side view thereof;

D24/110; 96/101, 102; 95/87, 89; 73/19.02

FIG. 4 is a plan view thereof;

(56) **References Cited**

FIG. 5 is a bottom view thereof;

U.S. PATENT DOCUMENTS

FIG. 6 is a perspective view thereof; and,

D46,402 S * 9/1914 Kiefer D24/232

FIG. 7 is a back perspective view thereof.

3,390,513 A * 7/1968 Jentzsch et al. 96/101

3,608,276 A * 9/1971 Bloomer 96/57

1 Claim, 3 Drawing Sheets




FIG. 1

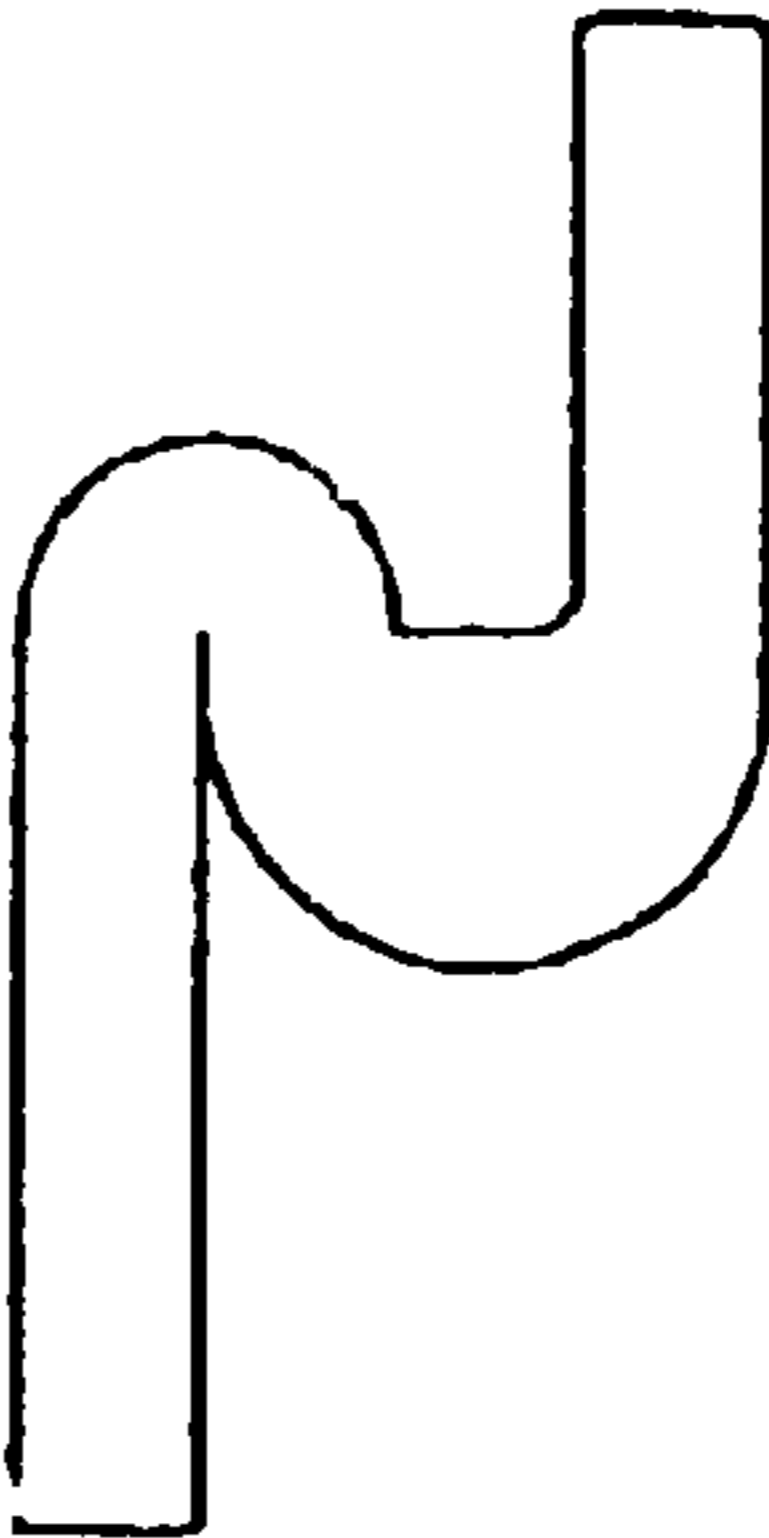


FIG. 2



FIG. 3

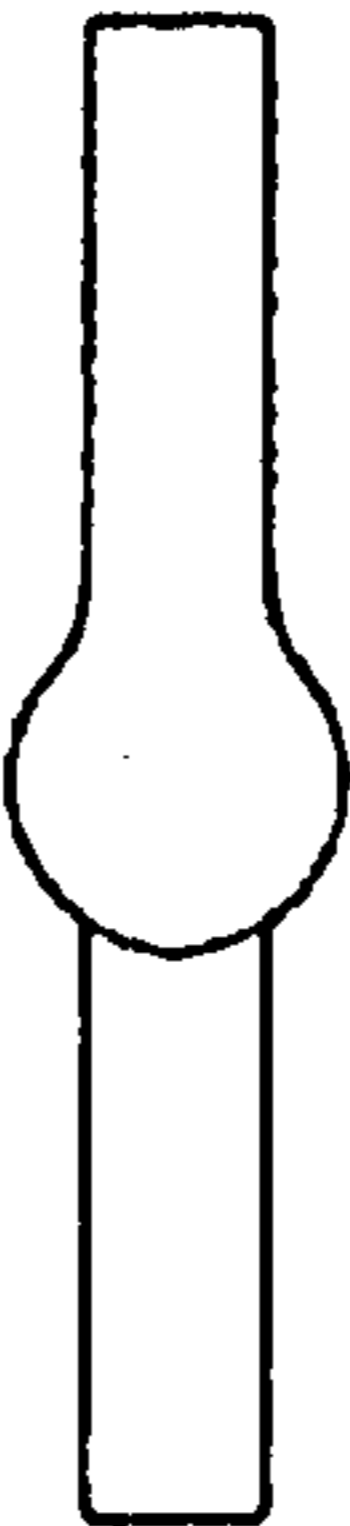




FIG. 4



FIG. 5

FIG. 6

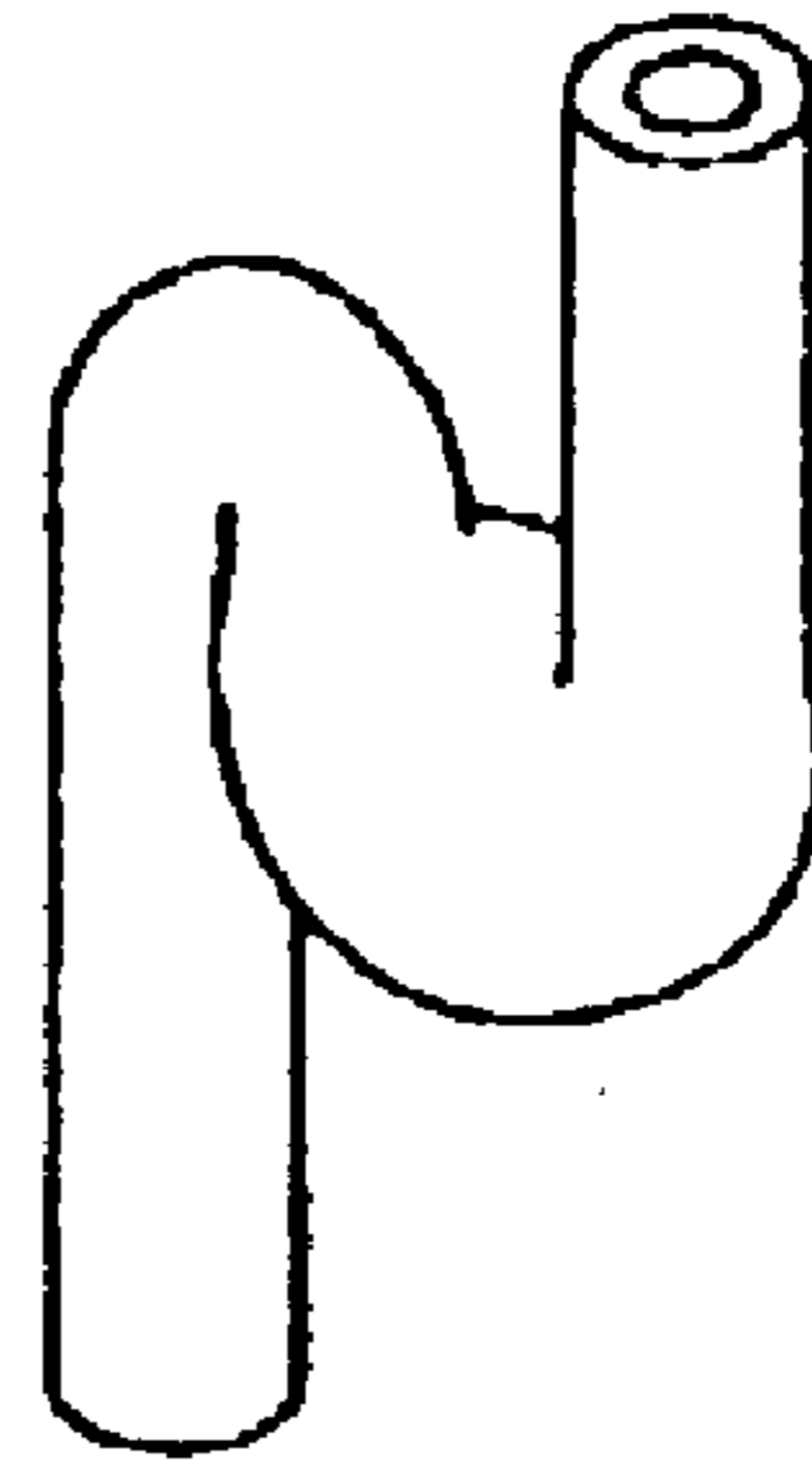


FIG. 7

