

US00D493860S1

(12) **United States Design Patent** (10) **Patent No.:** **US D493,860 S**  
**Fox** (45) **Date of Patent:** **\*\* Aug. 3, 2004**

(54) **PORTABLE GOLF CLUB STAND**  
 (76) Inventor: **Harold R. Fox**, 4212 W. Crater Creek Pl., Tucson, AZ (US) 85742

D430,253 S \* 8/2000 Shea et al. .... D21/796  
 D444,199 S \* 6/2001 Shea ..... D21/796  
 D447,530 S \* 9/2001 Hidalgo ..... D21/796  
 D458,660 S \* 6/2002 Stealey ..... D21/796  
 D471,613 S \* 3/2003 Richardson ..... D21/796

(\*\*) Term: **14 Years**

\* cited by examiner

(21) Appl. No.: **29/171,845**

*Primary Examiner*—Mitchell Siegel

(22) Filed: **Dec. 2, 2002**

(74) *Attorney, Agent, or Firm*—Dale F. Regelman

(51) **LOC (7) Cl.** ..... **21-02**

(57) **CLAIM**

(52) **U.S. Cl.** ..... **D21/796**

The ornamental design for a portable golf club stand, as shown and described herein.

(58) **Field of Search** ..... D21/789, 796;  
 D6/552; 473/282; 211/68, 70.2, 64; 248/96,  
 87, 530; 206/315.7, 315.8

**DESCRIPTION**

(56) **References Cited**

FIG. 1 is a first perspective view of a portable golf club stand showing my new design;  
 FIG. 2 is a first side elevation thereof;  
 FIG. 3 is a front elevation thereof;  
 FIG. 4 is a second side elevation thereof; and,  
 FIG. 5 is a second perspective view.

**U.S. PATENT DOCUMENTS**

D400,611 S \* 11/1998 Schoenbeck ..... D21/796  
 D400,612 S \* 11/1998 Rubin ..... D21/796  
 D407,774 S \* 4/1999 Weiss ..... D21/796  
 D418,186 S \* 12/1999 Canterbury ..... D21/796

**1 Claim, 5 Drawing Sheets**




FIG. 1

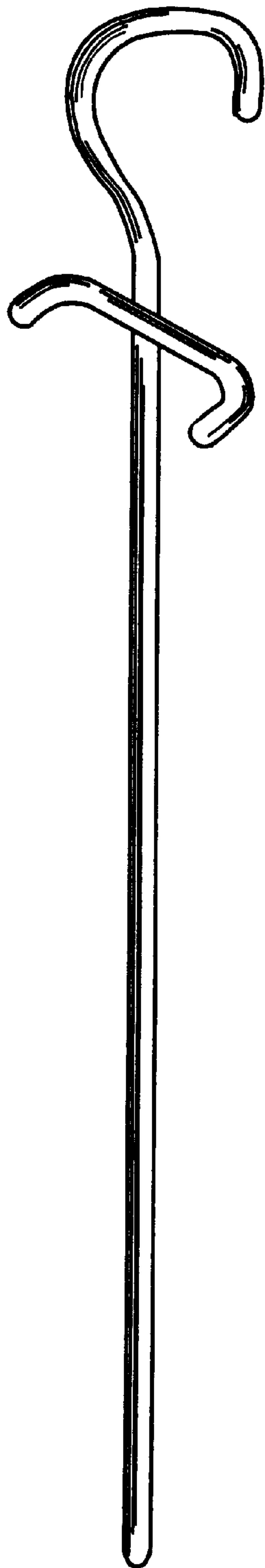


FIG. 2

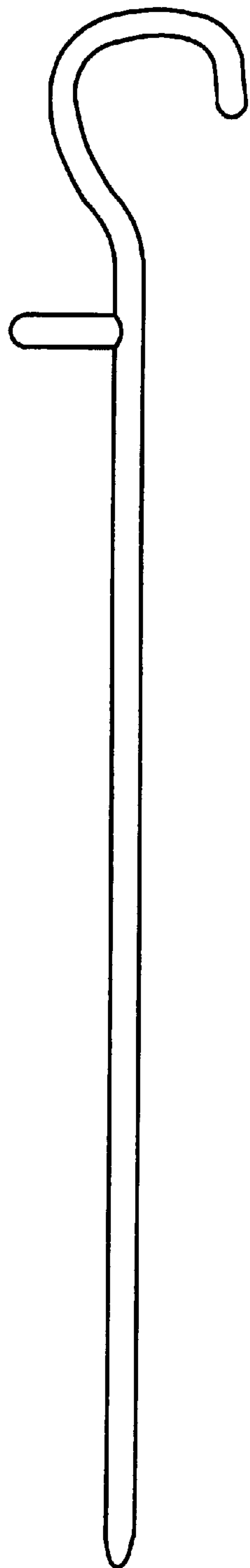


FIG. 3

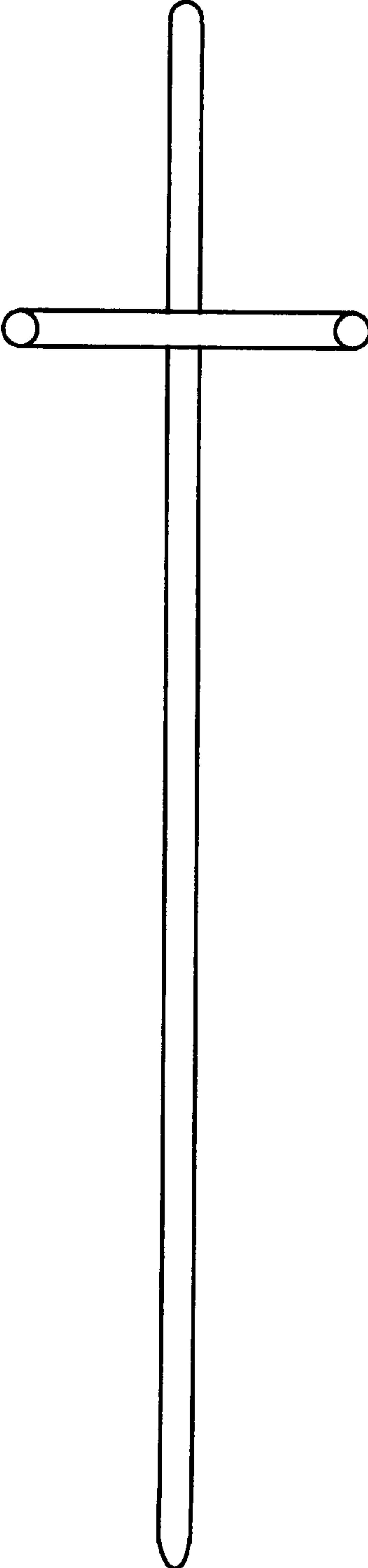


FIG. 4

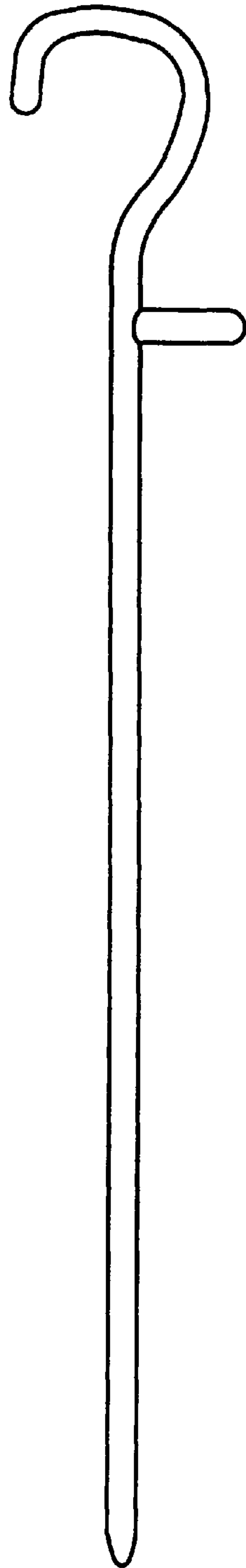


FIG. 5

