

US00D493840S1

(12) **United States Design Patent** (10) **Patent No.:** **US D493,840 S**
Best et al. (45) **Date of Patent:** **** Aug. 3, 2004**

(54) **CLAIM TAG ASSEMBLY**

(75) Inventors: **Scott D. Best**, Troy, MI (US); **James F. Turner**, Farmington Hills, MI (US)

(73) Assignee: **Saxon, Inc.**, Ferndale, MI (US)

(**) Term: **14 Years**

(21) Appl. No.: **29/185,043**

(22) Filed: **Jun. 20, 2003**

Related U.S. Application Data

(62) Division of application No. 29/162,461, filed on Jun. 13, 2002, now Pat. No. Des. 479,562.

(51) **LOC (7) Cl.** **19-08**

(52) **U.S. Cl.** **D20/27; D20/42**

(58) **Field of Search** D20/10, 22, 28,
D20/40, 41, 42, 99; 40/1.5, 1.6, 56, 124.01,
299.01, 331, 630, 633, 634, 669

(56) **References Cited**

U.S. PATENT DOCUMENTS

842,348 A	1/1907	Shiley
1,089,154 A	3/1914	Portmore
2,094,210 A	9/1937	Grabben
D254,226 S	2/1980	Morse
4,726,131 A	2/1988	Cass
4,846,501 A	7/1989	Del Grande
4,862,617 A	9/1989	Cooke, Jr. et al.
D329,468 S	9/1992	Hatt
5,343,647 A	9/1994	Bulka
D358,429 S	5/1995	Ely
5,417,458 A	5/1995	Best et al.
5,423,141 A	6/1995	Myles et al.
D386,793 S	11/1997	Haas et al.
D394,882 S	6/1998	Ho
D395,680 S	6/1998	Sandy

D395,923 S	7/1998	Ely
5,863,076 A	1/1999	Warther
6,092,841 A	7/2000	Best et al.
D432,174 S	10/2000	Stevens et al.
6,197,396 B1	3/2001	Haas et al.
6,228,451 B1	5/2001	Boudouris et al.
6,241,287 B1	6/2001	Best et al.
6,305,716 B1	10/2001	Warther et al.
6,352,608 B1	3/2002	Garden
D456,910 S	5/2002	Clark et al.

Primary Examiner—Robert M. Spear

(74) *Attorney, Agent, or Firm*—Howard & Howard

(57) **CLAIM**

The ornamental design for a claim tag assembly, as shown and described.

DESCRIPTION

FIG. 1 is a perspective view of a claim tag assembly of the present invention wherein the claim tag assembly includes a vehicle hanging portion with a key tag portion and a coupon card connected thereto;

FIG. 2 is a front view of the claim tag assembly of FIG. 1; FIG. 3 is a rear view of the claim tag assembly of FIG. 1 showing a number of coupons in dash-dot-dot-dash broken lines;

FIG. 4 is a right side elevational view of the claim tag assembly of FIG. 2;

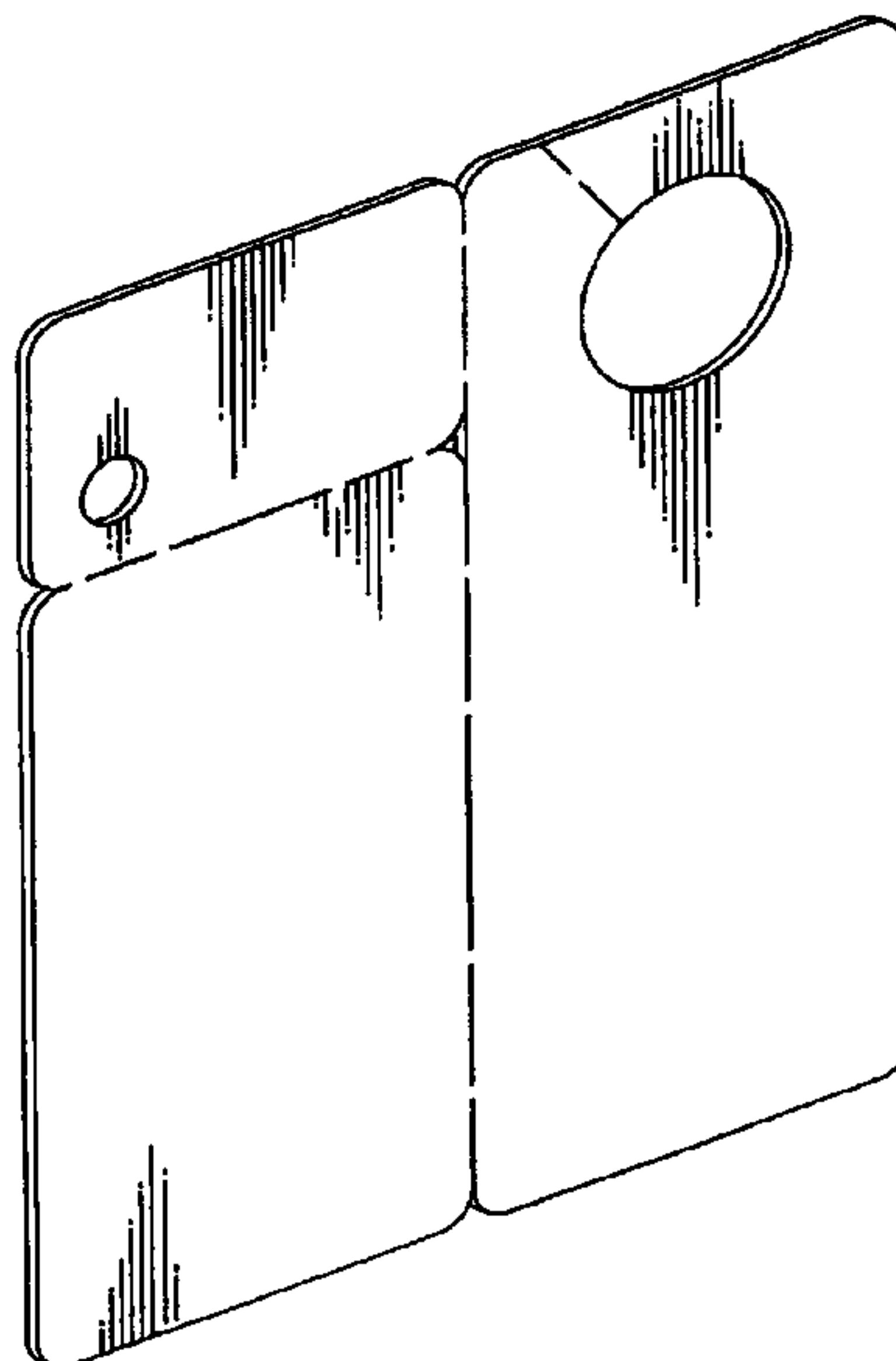
FIG. 5 is a left side elevational view of the claim tag assembly of FIG. 2;

FIG. 6 is a bottom side elevational view of the claim tag assembly of FIG. 2; and,

FIG. 7 is a top side elevational view of the claim tag assembly of FIG. 2.

The elements shown in dash-dot-dot-dash broken lines are for illustrative purposes only and do not form part of the claimed invention.

1 Claim, 2 Drawing Sheets



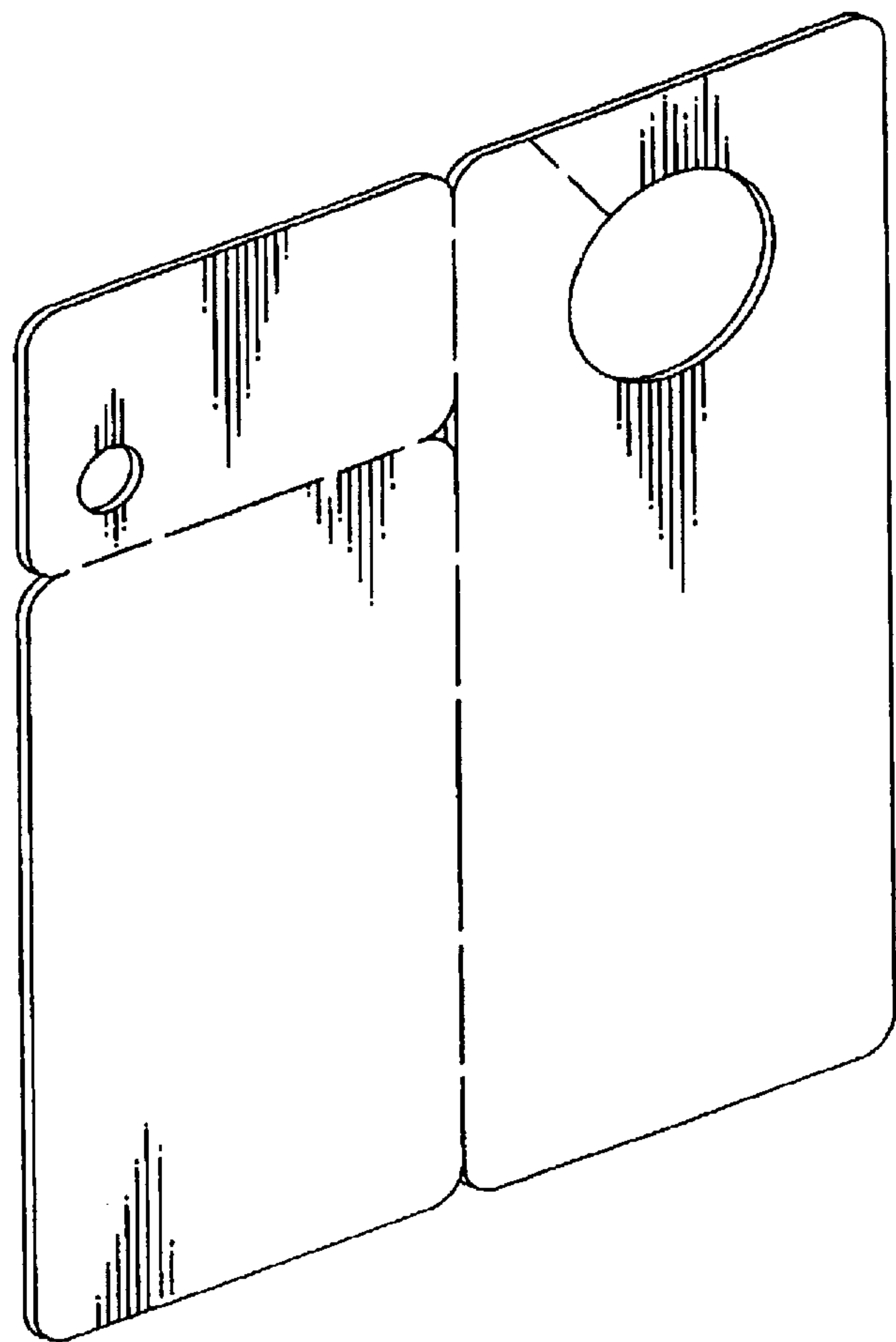


FIG - 1

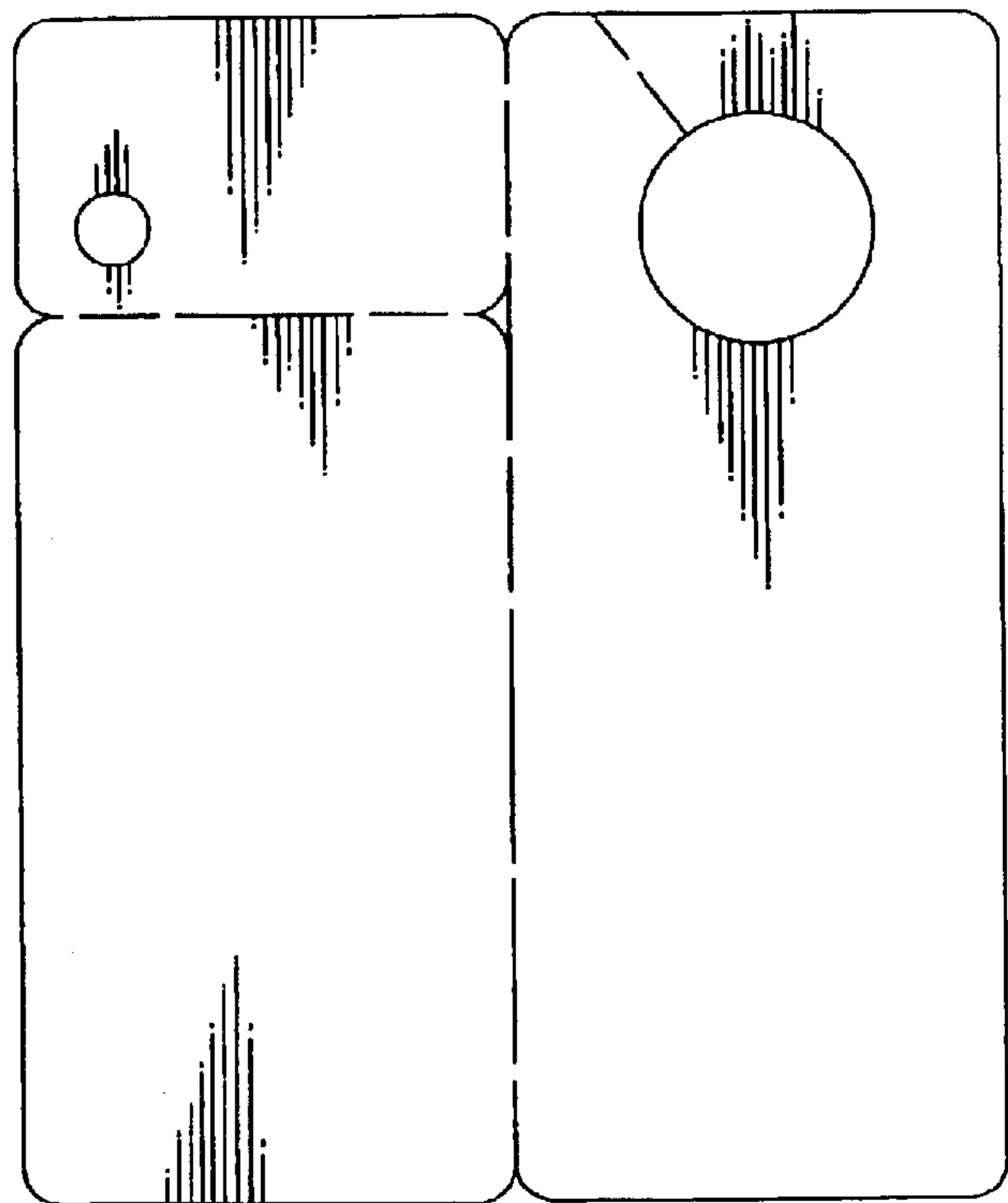


FIG - 2

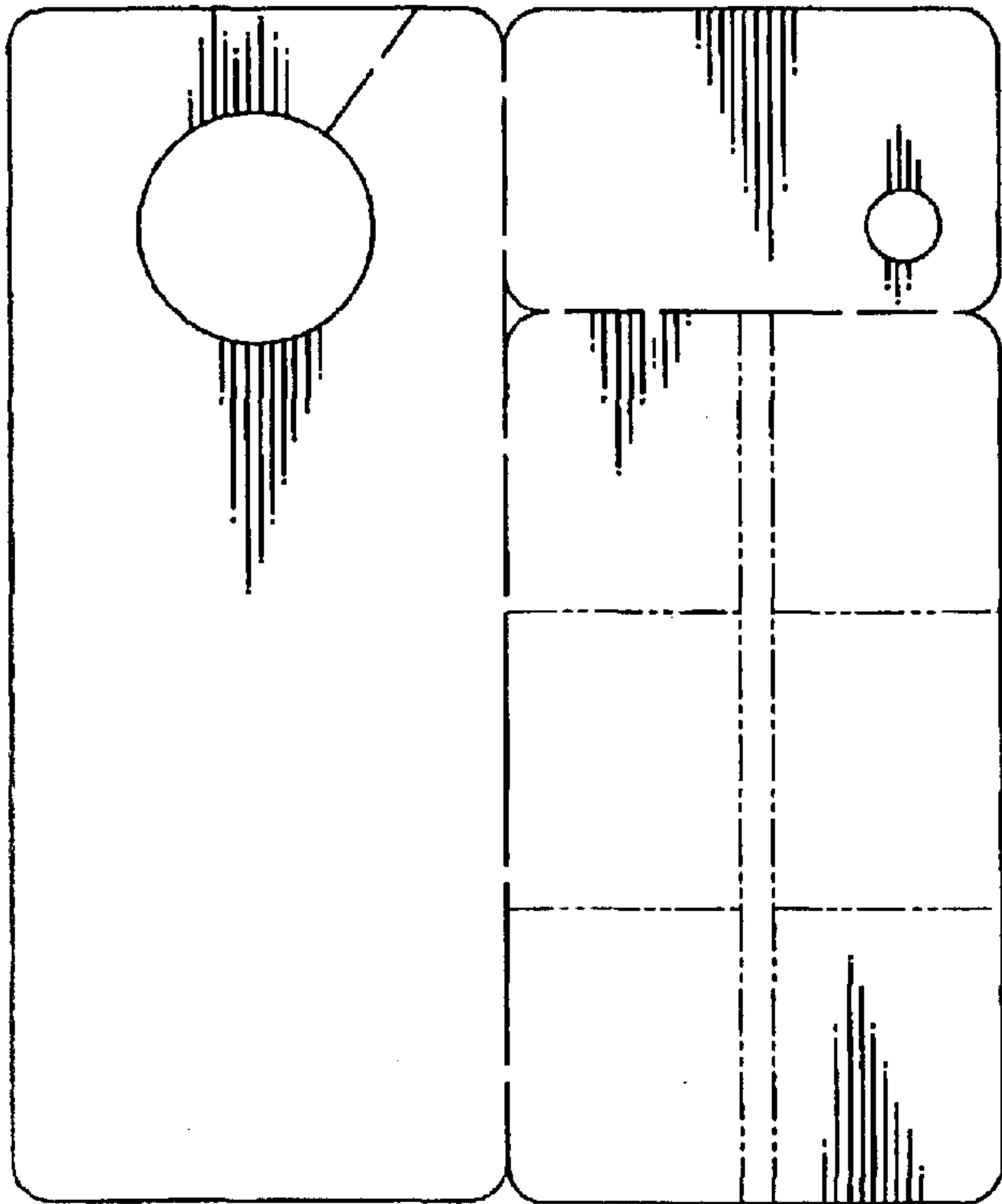


FIG - 3



FIG - 4



FIG - 5



FIG - 6



FIG - 7

UNITED STATES PATENT AND TRADEMARK OFFICE
CERTIFICATE OF CORRECTION

PATENT NO. : Des. 493,840 S
DATED : August 3, 2004
INVENTOR(S) : Best et al.

Page 1 of 1

It is certified that error appears in the above-identified patent and that said Letters Patent is hereby corrected as shown below:


Title page,

Before the **CLAIM** heading, please add the heading -- **PREAMBLE** -- and under the heading **PREAMBLE** add -- We, Scott D. Best and James F. Turner, have invented a new, original and ornamental design of a claim tag assembly. --

After the **DESCRIPTION** heading and above FIG. 1, please add the following text -- Referring to the Figures wherein: --

Signed and Sealed this

Seventh Day of December, 2004

A handwritten signature in black ink, reading "Jon W. Dudas", is written over a rectangular area with a light gray dotted background.

JON W. DUDAS

Director of the United States Patent and Trademark Office