



US00D493835S1

(12) **United States Design Patent** (10) **Patent No.:** **US D493,835 S**
Andrews et al. (45) **Date of Patent:** **** Aug. 3, 2004**

(54) **CLIP AND SHROUD FOR A WRITING INSTRUMENT**
 (75) Inventors: **Neville Andrews**, Naperville, IL (US); **Galina Treyer**, Northbrook, IL (US)
 (73) Assignee: **Sanford, L.P.**, Bellwood, IL (US)
 (**) Term: **14 Years**
 (21) Appl. No.: **29/179,378**
 (22) Filed: **Apr. 9, 2003**
 (51) **LOC (7) Cl.** **19-06**
 (52) **U.S. Cl.** **D19/56; D19/54; D19/51**
 (58) **Field of Search** D19/35, 36, 41-51, D19/53-58, 81-85; 401/99, 100, 101, 103-106, 107-110, 111-117, 202, 213, 243-247, 262; 24/10 R, 11 R, 11 HC, 11 P, 11 F

D438,245 S 2/2001 Hollington et al. D19/50
 D438,246 S 2/2001 Hollington et al. D19/51
 D438,248 S 2/2001 Hollington et al. D19/56
 D438,249 S 2/2001 Hollington et al. D19/56
 D443,896 S 6/2001 Briggl et al. D19/49
 D446,814 S 8/2001 Lau D19/45
 D450,347 S 11/2001 Keda D19/51
 D451,141 S 11/2001 Subilia D19/51
 D452,274 S 12/2001 Keda D19/51
 D453,187 S 1/2002 Keda D19/48
 6,379,068 B1 4/2002 Yu 401/116
 D456,845 S 5/2002 Rommel D19/49
 D471,930 S * 3/2003 Stropkay et al. D19/51
 D475,087 S * 5/2003 Stropkay et al. D19/56
 D477,026 S * 7/2003 Stropkay et al. D19/51
 D478,626 S * 8/2003 Stropkay et al. D19/51
 D480,758 S * 10/2003 Keda D19/56
 D487,775 S * 3/2004 Keda D19/51

* cited by examiner

Primary Examiner—Martie K. Holtje
 (74) *Attorney, Agent, or Firm*—Marshall, Gerstein & Borun LLP

(56) **References Cited**

U.S. PATENT DOCUMENTS

D88,821 S 12/1932 Platt et al.
 D95,681 S 5/1935 Hanle
 D146,181 S 1/1947 Lippincott
 D209,550 S 12/1967 Arnone
 D212,788 S 11/1968 Perwas
 D238,358 S 1/1976 Itoh D19/41
 D285,936 S 9/1986 Booker et al. D19/51
 D330,911 S 11/1992 Tu D19/51
 D357,277 S 4/1995 Cappe de Baillon D19/51
 D372,048 S 7/1996 Hollington D19/43
 D378,763 S 4/1997 Hollington D19/51
 D395,449 S 6/1998 Bussiere et al. D19/57
 D396,729 S 8/1998 Ham D19/48
 D416,579 S 11/1999 Andrews et al. D19/56
 D416,580 S 11/1999 Andrews et al. D19/56
 D423,579 S 4/2000 Andrews et al. D19/51
 D430,212 S 8/2000 Keda D19/57
 D431,598 S 10/2000 Kim et al. D19/36
 D433,704 S 11/2000 Kouda D19/49

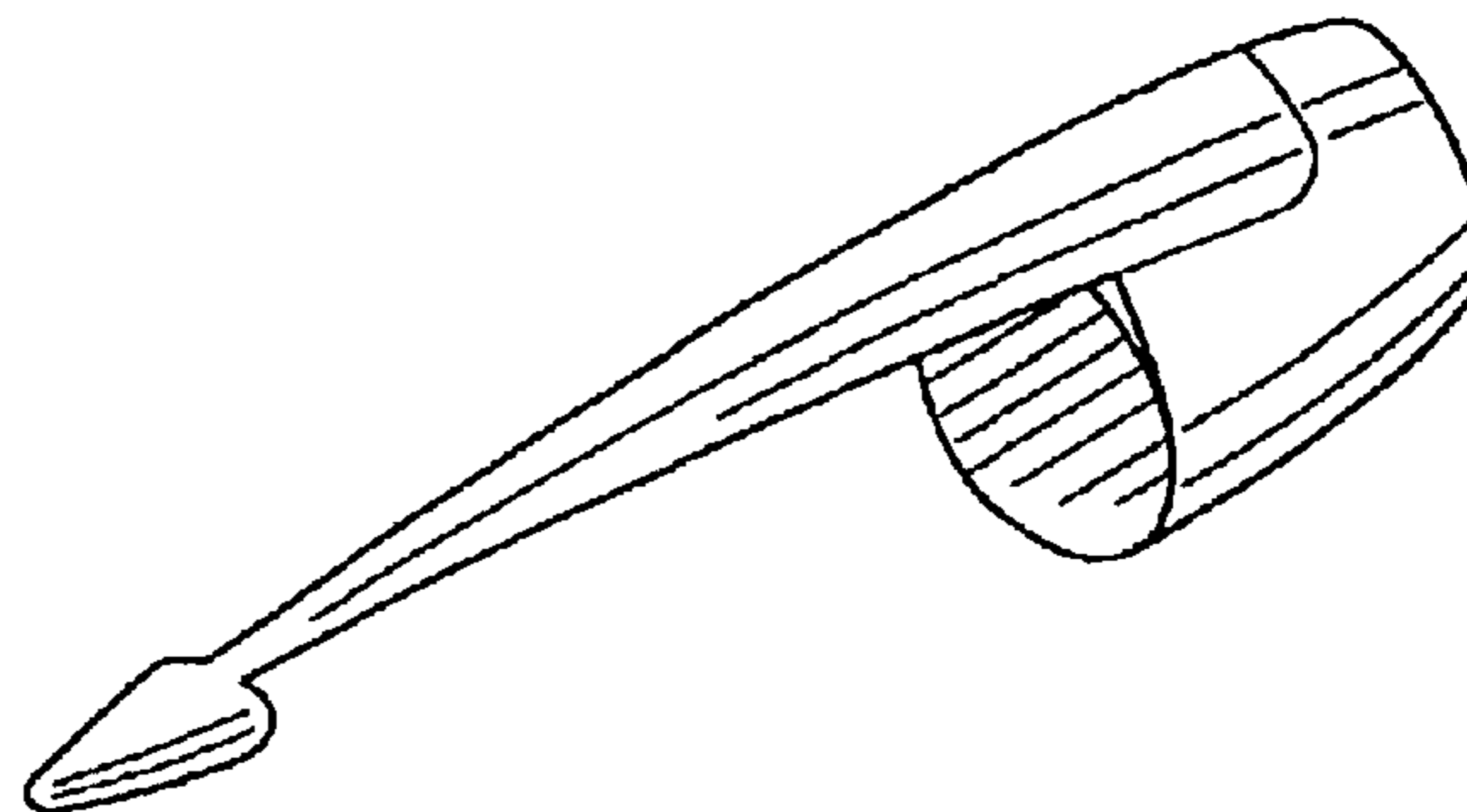
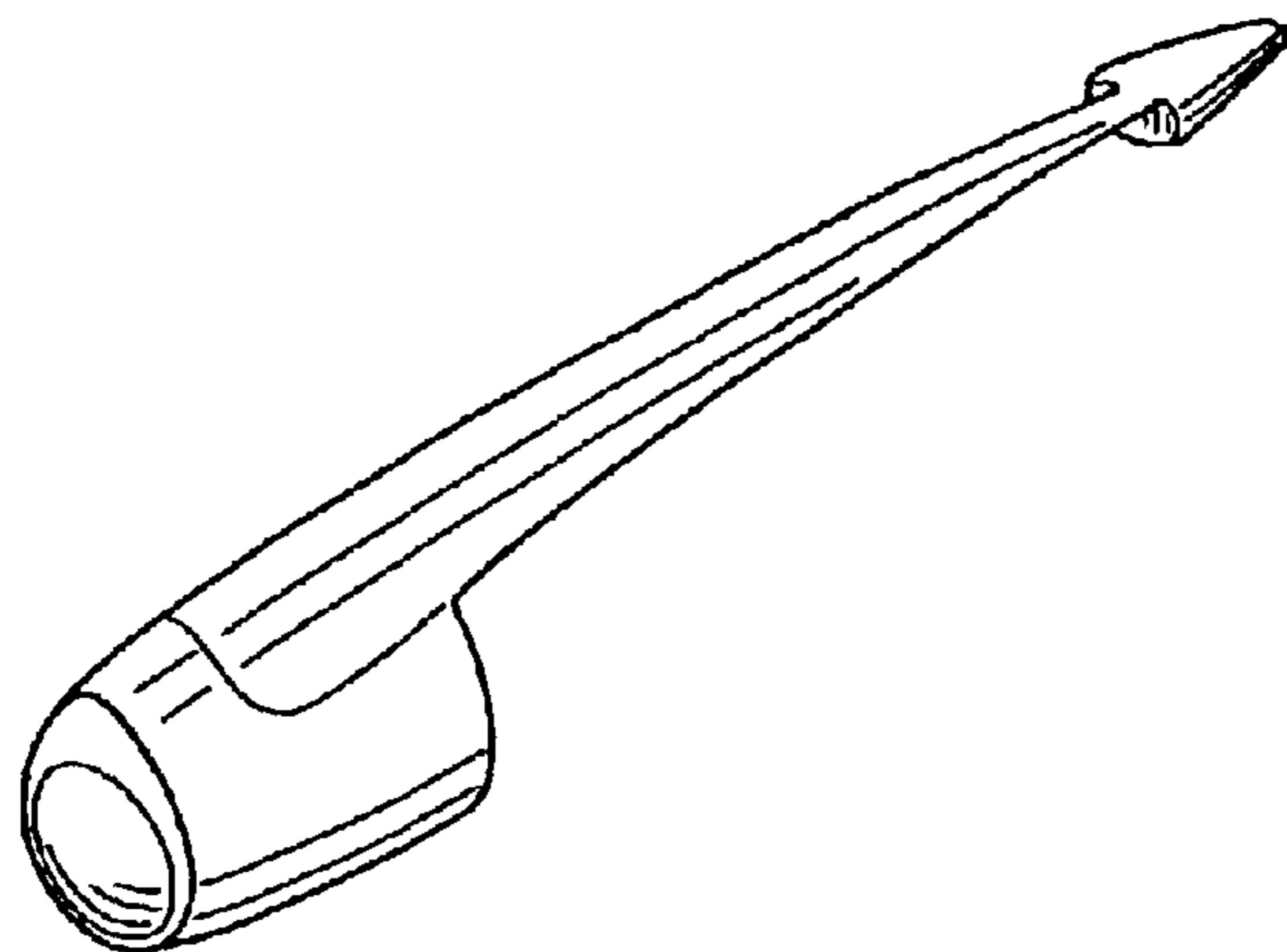
(57) **CLAIM**

The ornamental design for a “clip and shroud for a writing instrument,” as shown and described.

DESCRIPTION

FIG. 1 is a left side elevational view, the right side elevational view being a mirror image thereof, showing our new design;
 FIG. 2 is a rear view thereof;
 FIG. 3 is a front view thereof;
 FIG. 4 is a right side perspective view taken from the front, side and above thereof;
 FIG. 5 is a left side perspective view taken from the front, side and below thereof;
 FIG. 6 is a plan view thereof; and,
 FIG. 7 is a bottom view thereof.

1 Claim, 2 Drawing Sheets






FIG. 1

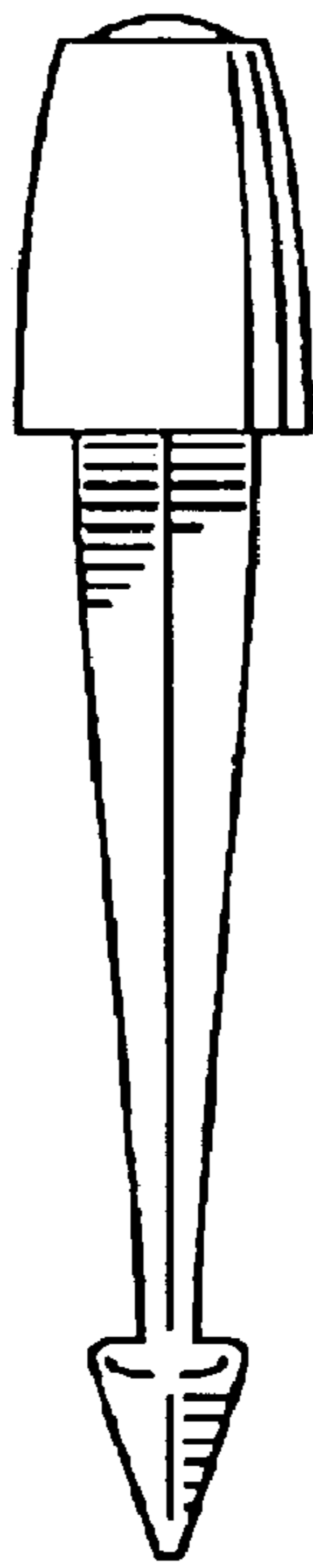


FIG. 2

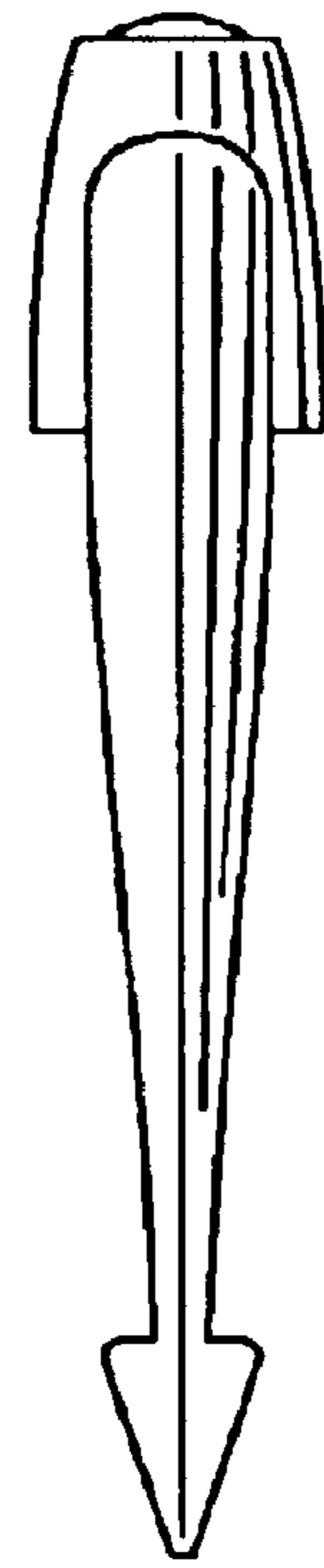


FIG. 3

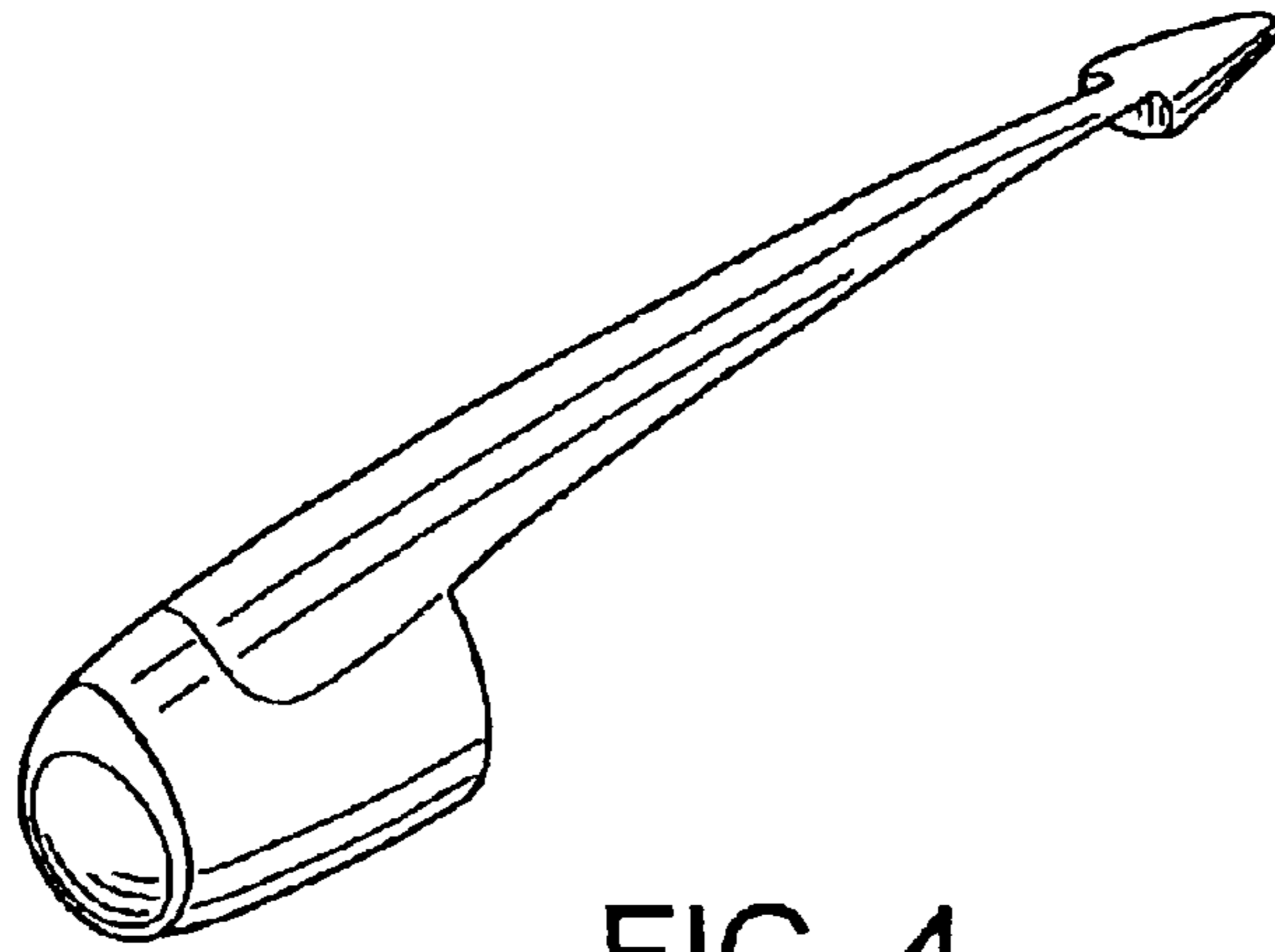


FIG. 4

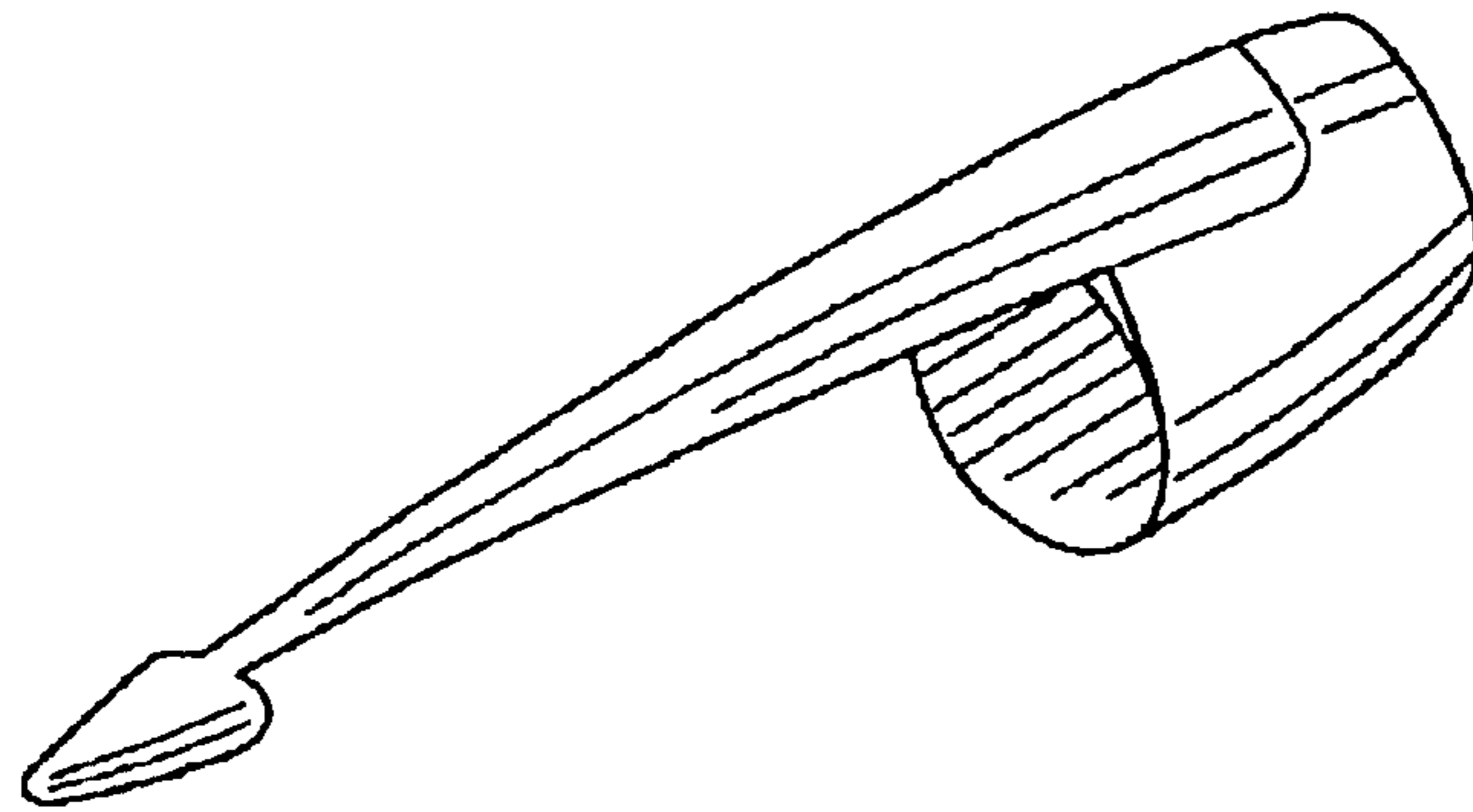


FIG. 5

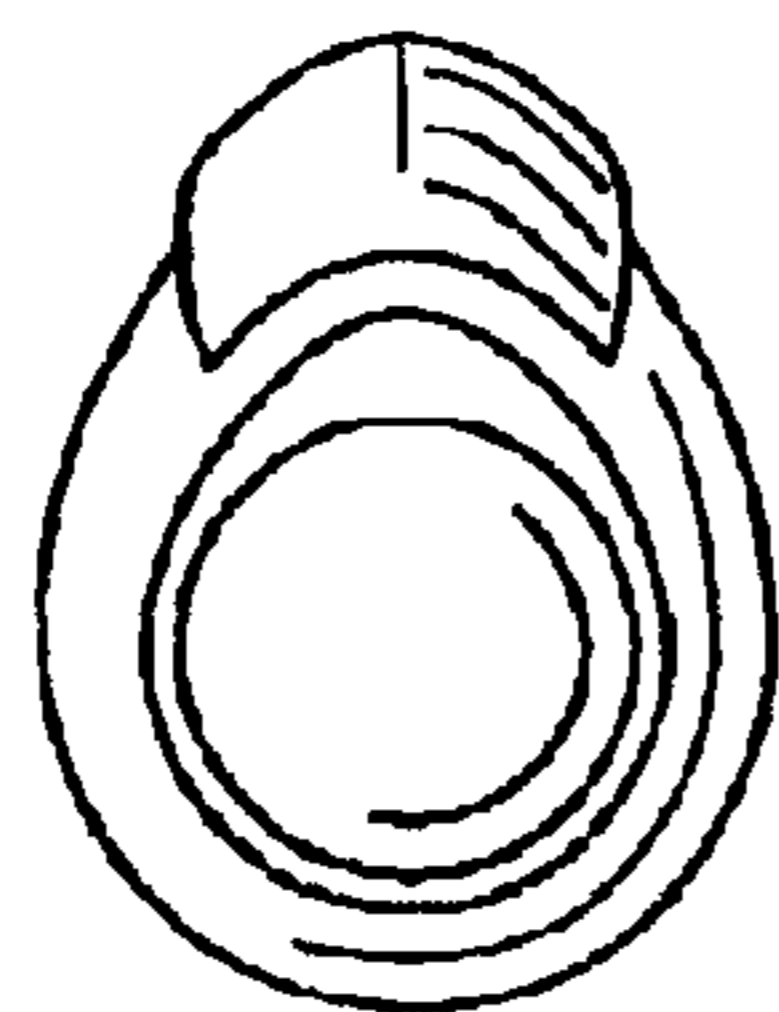


FIG. 6




FIG. 7