

US00D493833S1

(12) **United States Design Patent**
Hung

(10) **Patent No.:** **US D493,833 S**

(45) **Date of Patent:** **** Aug. 3, 2004**

(54) **MARKER**

(75) **Inventor:** **Peter M. H. Hung, Kowloon (HK)**

(73) **Assignee:** **Fulon Development Limited, Kowloon (HK)**

(**) **Term:** **14 Years**

(21) **Appl. No.:** **29/193,127**

(22) **Filed:** **Nov. 5, 2003**

(51) **LOC (7) Cl. 19-06**

(52) **U.S. Cl. D19/43; D19/57**

(58) **Field of Search D19/35, 36, 41-51, D19/53-58, 81-85; 401/99, 98, 196, 198, 199, 202, 213, 243-247, 261, 262**

(56) **References Cited**

U.S. PATENT DOCUMENTS

- D205,330 S * 7/1966 Capezzuto D19/43
- D249,887 S * 10/1978 Anderka et al. D19/43
- D287,373 S * 12/1986 Renault D19/51 X
- D311,550 S * 10/1990 Yazaki D19/48
- D329,661 S * 9/1992 Kimura D19/53

- D334,406 S * 3/1993 Celendor D19/43
- D369,183 S * 4/1996 Yoshida D19/49
- 6,086,279 A * 7/2000 Yen 401/202
- D448,407 S * 9/2001 Huang D19/43
- D470,887 S * 2/2003 Okutani D19/57 X

* cited by examiner

Primary Examiner—Martie K. Holtje

(74) *Attorney, Agent, or Firm*—Rabin & Berdo, P.C.

(57) **CLAIM**

The ornamental design for a marker, as shown and described.

DESCRIPTION

FIG. 1 is a perspective view of a marker showing my new design;

FIG. 2 is a front view thereof;

FIG. 3 is a left side view thereof;

FIG. 4 is a right side view thereof;

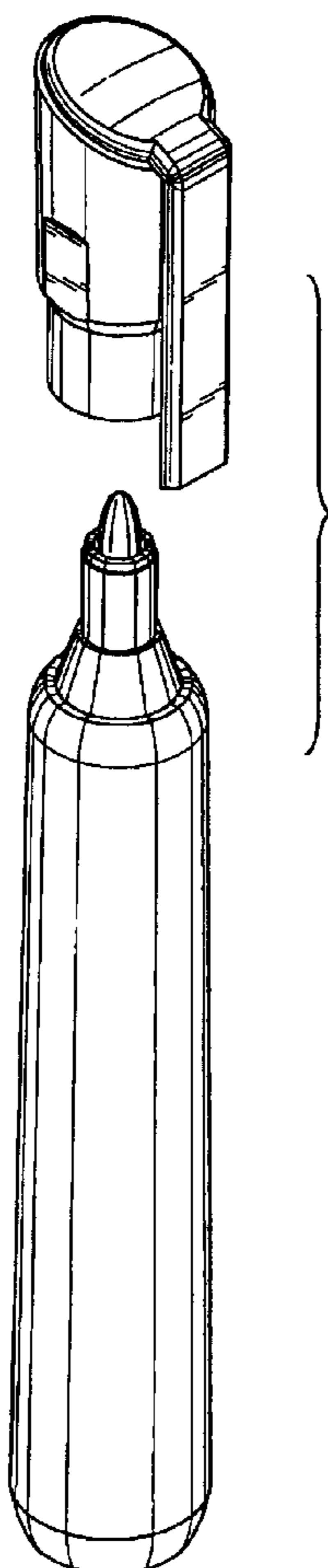
FIG. 5 is a rear view thereof;

FIG. 6 is a top end view thereof;

FIG. 7 is a bottom end view thereof; and,

FIG. 8 is a perspective view with cap separated.

1 Claim, 2 Drawing Sheets



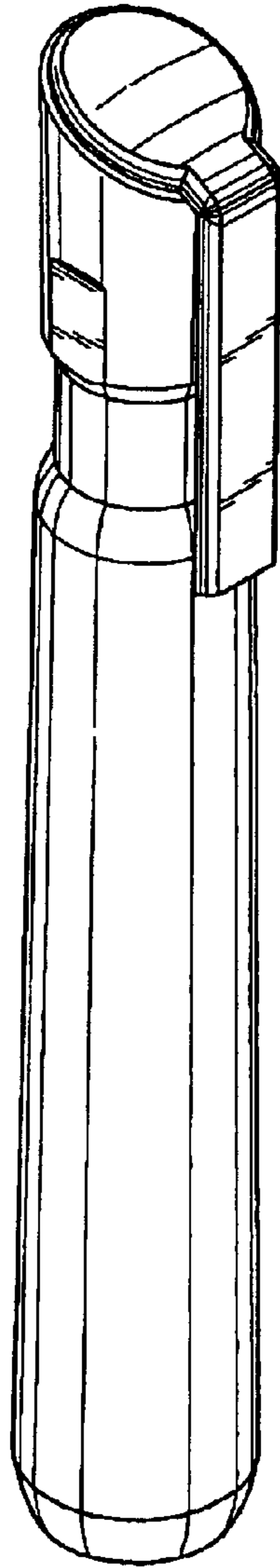


FIG. 1

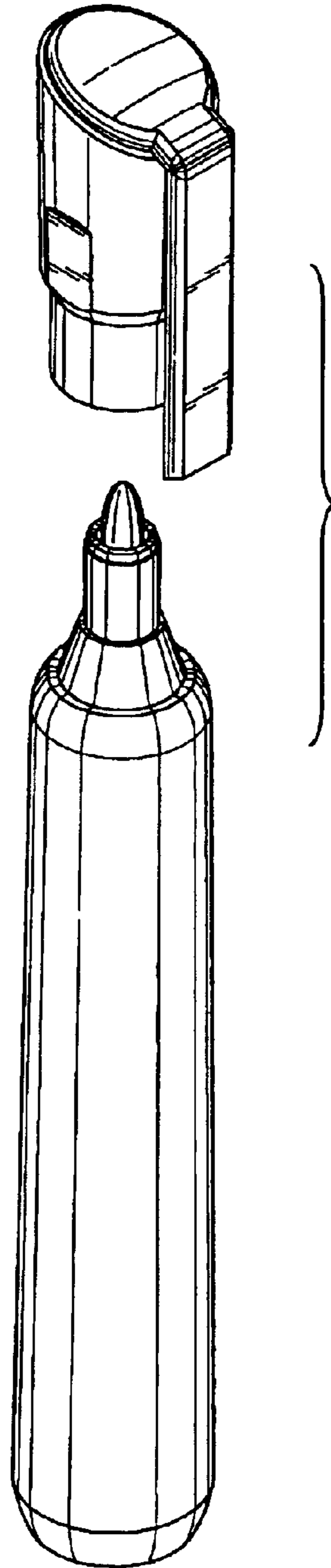


FIG. 8

FIG. 6




FIG. 7

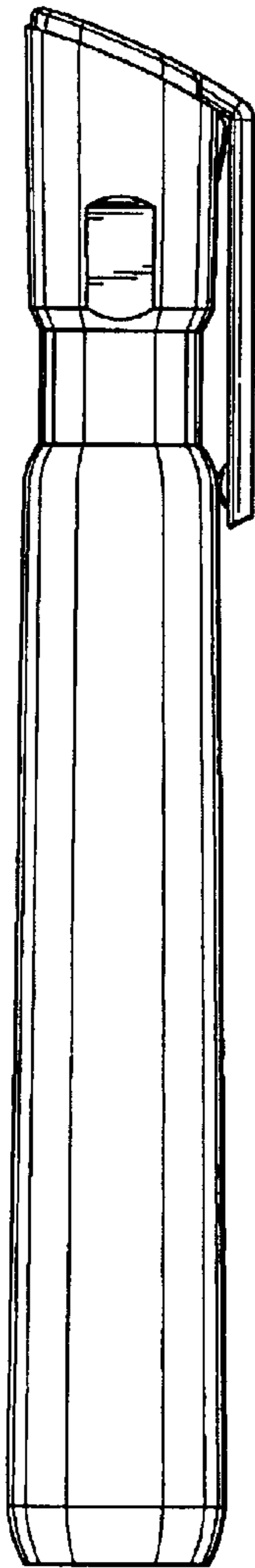



FIG. 3

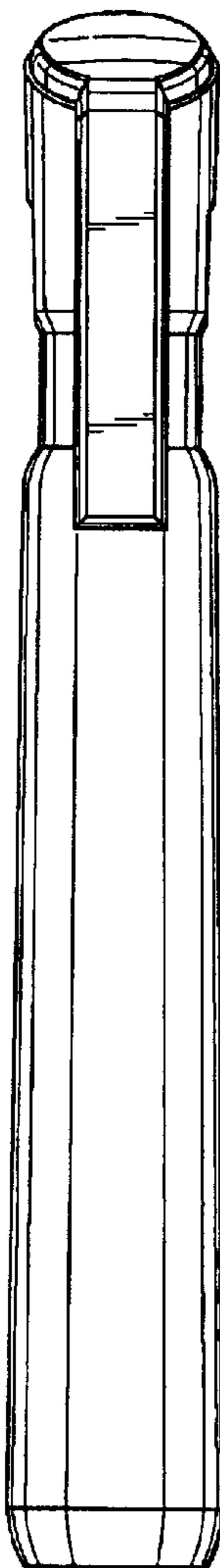


FIG. 2

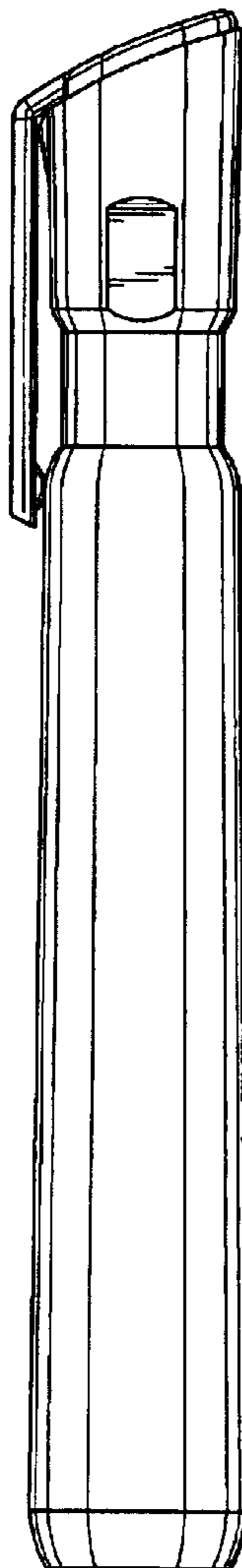


FIG. 4




FIG. 5