

US00D493832S1

(12) **United States Design Patent**  
**Hung**

(10) **Patent No.:** **US D493,832 S**

(45) **Date of Patent:** **\*\* Aug. 3, 2004**

(54) **MARKER**

(75) **Inventor:** **Peter M. H. Hung**, Kowloon (HK)

(73) **Assignee:** **Fulon Development Limited**, Kowloon (HK)

(\*\*) **Term:** **14 Years**

(21) **Appl. No.:** **29/193,126**

(22) **Filed:** **Nov. 5, 2003**

(51) **LOC (7) Cl.** ..... **19-06**

(52) **U.S. Cl.** ..... **D19/43; D19/57**

(58) **Field of Search** ..... D19/35, 36, 41-51,  
D19/53-58, 81-85; 401/98, 196, 198, 202,  
213, 243-247, 261, 262, 199

(56) **References Cited**

**U.S. PATENT DOCUMENTS**

- D205,330 S \* 7/1966 Capezzuto ..... D19/43
- D286,546 S \* 11/1986 Funahashi ..... D19/43
- D287,141 S \* 12/1986 Renault ..... D19/43
- D301,252 S \* 5/1989 Ohashi et al. .... D19/51 X

- D369,183 S \* 4/1996 Yoshida ..... D19/49
- D403,703 S \* 1/1999 Campbell ..... D19/43
- 6,086,279 A \* 7/2000 Yen ..... 401/202
- D470,887 S \* 2/2003 Okutani ..... D19/57 X

\* cited by examiner

*Primary Examiner*—Martie K. Holtje

(74) *Attorney, Agent, or Firm*—Rabin & Berdo, P.C.

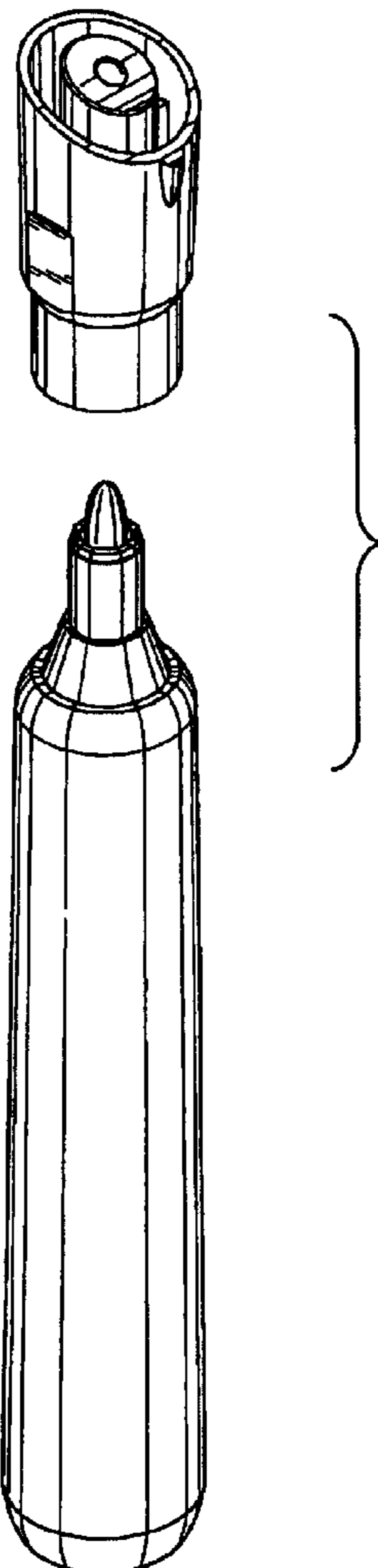
(57) **CLAIM**

The ornamental design for a marker, as shown and described.

**DESCRIPTION**

FIG. 1 is a perspective view of a marker showing my new design;  
 FIG. 2 is a front view thereof;  
 FIG. 3 is a left side view thereof;  
 FIG. 4 is a right side view thereof;  
 FIG. 5 is a rear view thereof;  
 FIG. 6 is a top end view thereof;  
 FIG. 7 is a bottom end view thereof; and,  
 FIG. 8 is a perspective view with cap separated.

**1 Claim, 2 Drawing Sheets**



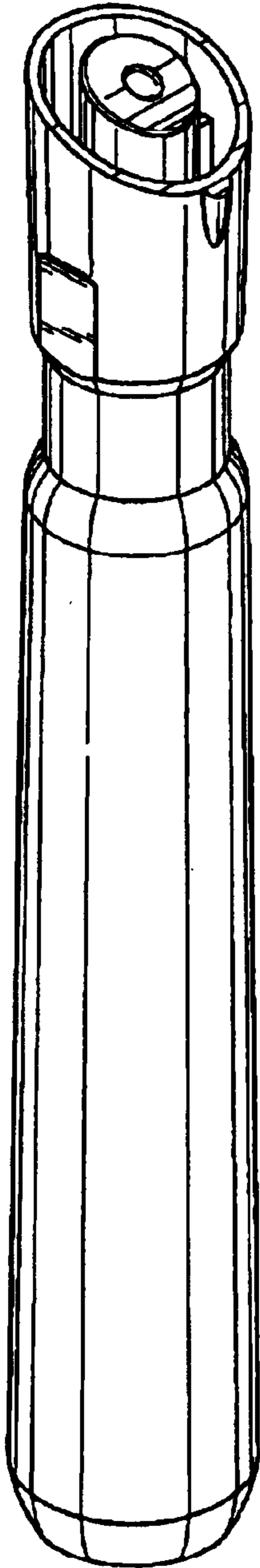


FIG. 1

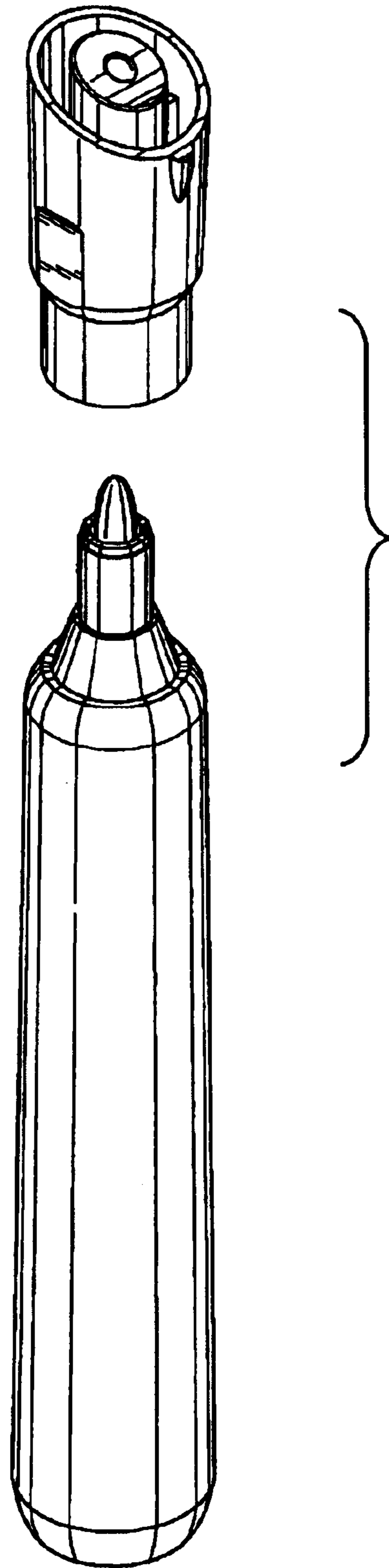


FIG. 8

FIG. 6




FIG. 7

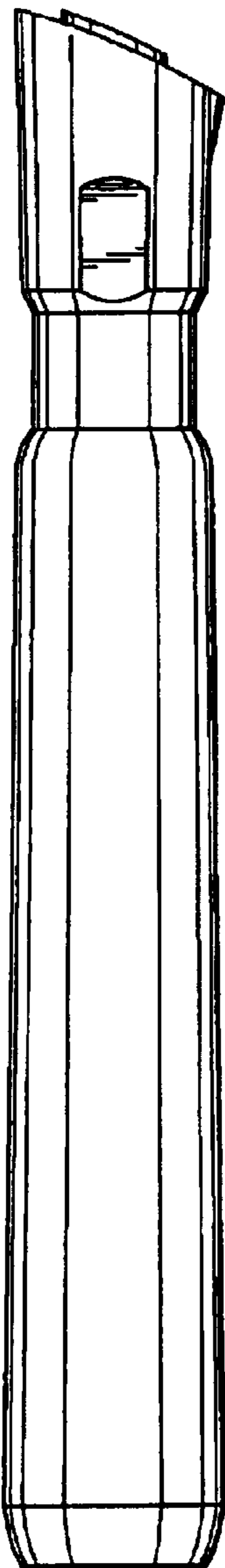
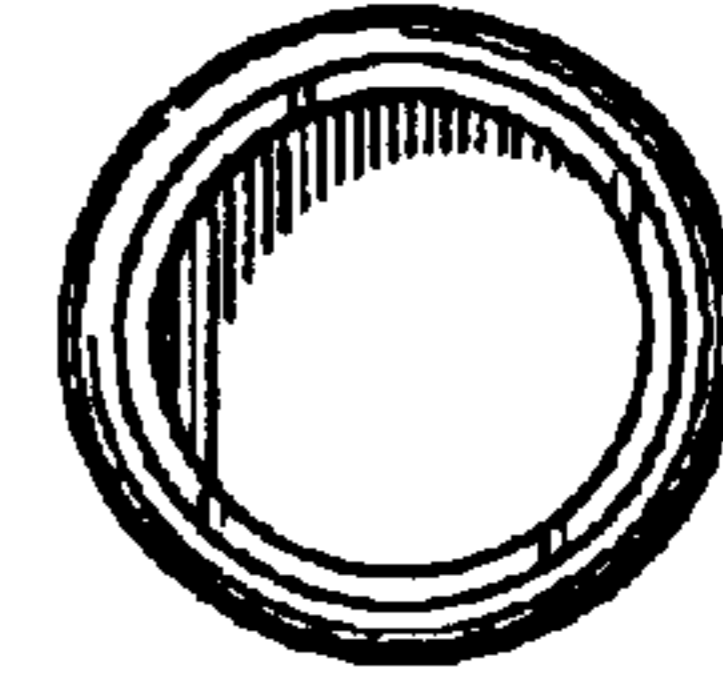


FIG. 3



FIG. 2

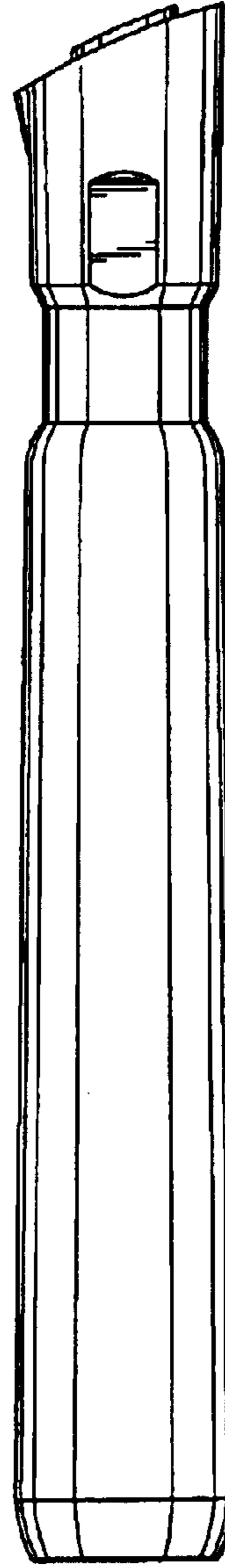


FIG. 4




FIG. 5