

US00D493819S1

(12) **United States Design Patent**
Katsuyama

(10) **Patent No.:** **US D493,819 S**

(45) **Date of Patent:** **** Aug. 3, 2004**

(54) **PRINTER INK CARTRIDGE**

(75) **Inventor:** **Goro Katsuyama, Yokohama (JP)**

(73) **Assignee:** **Ricoh Company, Ltd., Tokyo (JP)**

(**) **Term:** **14 Years**

(21) **Appl. No.:** **29/177,237**

(22) **Filed:** **Mar. 7, 2003**

(30) **Foreign Application Priority Data**

Sep. 10, 2002 (JP) 2002-024589

(51) **LOC (7) Cl.** **18-02**

(52) **U.S. Cl.** **D18/56; 347/86**

(58) **Field of Search** **D18/40, 43, 56;**
347/86, 87

(56) **References Cited**

U.S. PATENT DOCUMENTS

D357,274 S	*	4/1995	Sato	D18/56
D361,591 S	*	8/1995	Tokuda et al.	D18/56
D381,360 S	*	7/1997	Kawai et al.	D18/56
D387,087 S	*	12/1997	Sasaki	D18/56

D425,110 S	*	5/2000	Dietl et al.	D18/56
6,168,267 B1	*	1/2001	Komplin	347/86
D437,611 S	*	2/2001	Gassett et al.	D18/56
D461,495 S	*	8/2002	Nanjo et al.	D18/56
D464,672 S	*	10/2002	Shinano et al.	D18/56

* cited by examiner

Primary Examiner—Cathy Anne MacCormac

(74) *Attorney, Agent, or Firm*—Dickstein Shapiro Morin & Oshinsky LLP

(57) **CLAIM**

The ornamental design for a printer ink cartridge, as shown and described.

DESCRIPTION

FIG. 1 is a front elevation of a printer ink cartridge according to the present invention;
FIG. 2 is a rear elevation thereof;
FIG. 3 is a top plan view thereof;
FIG. 4 is a right side elevation thereof; and,
FIG. 5 is a reduced top, front and right side perspective view thereof.

1 Claim, 2 Drawing Sheets

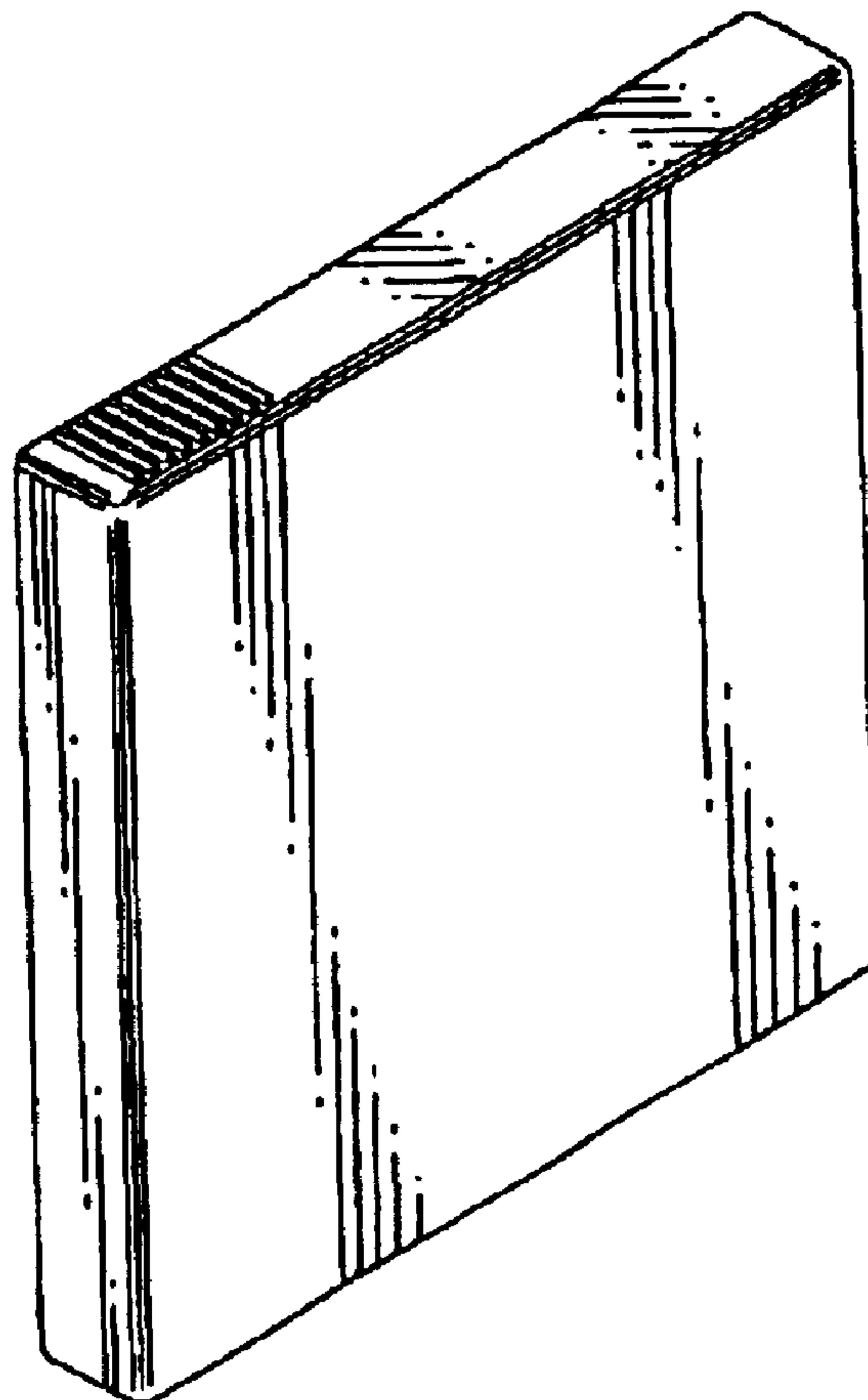


FIG. 1




FIG. 2

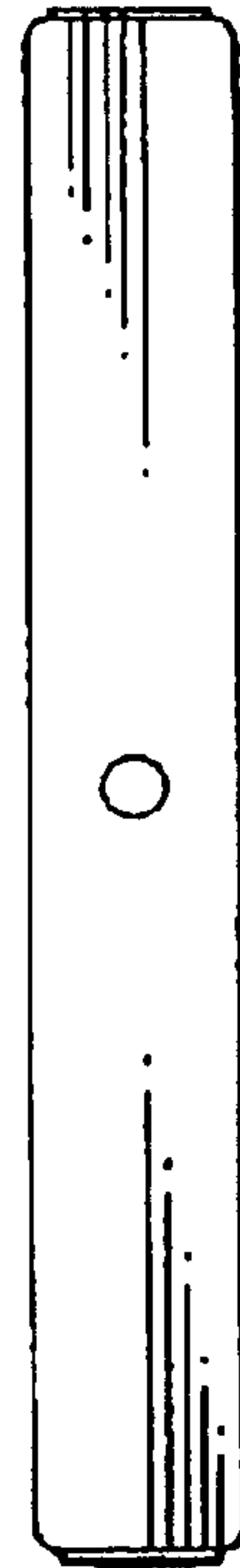


FIG. 3




FIG. 4

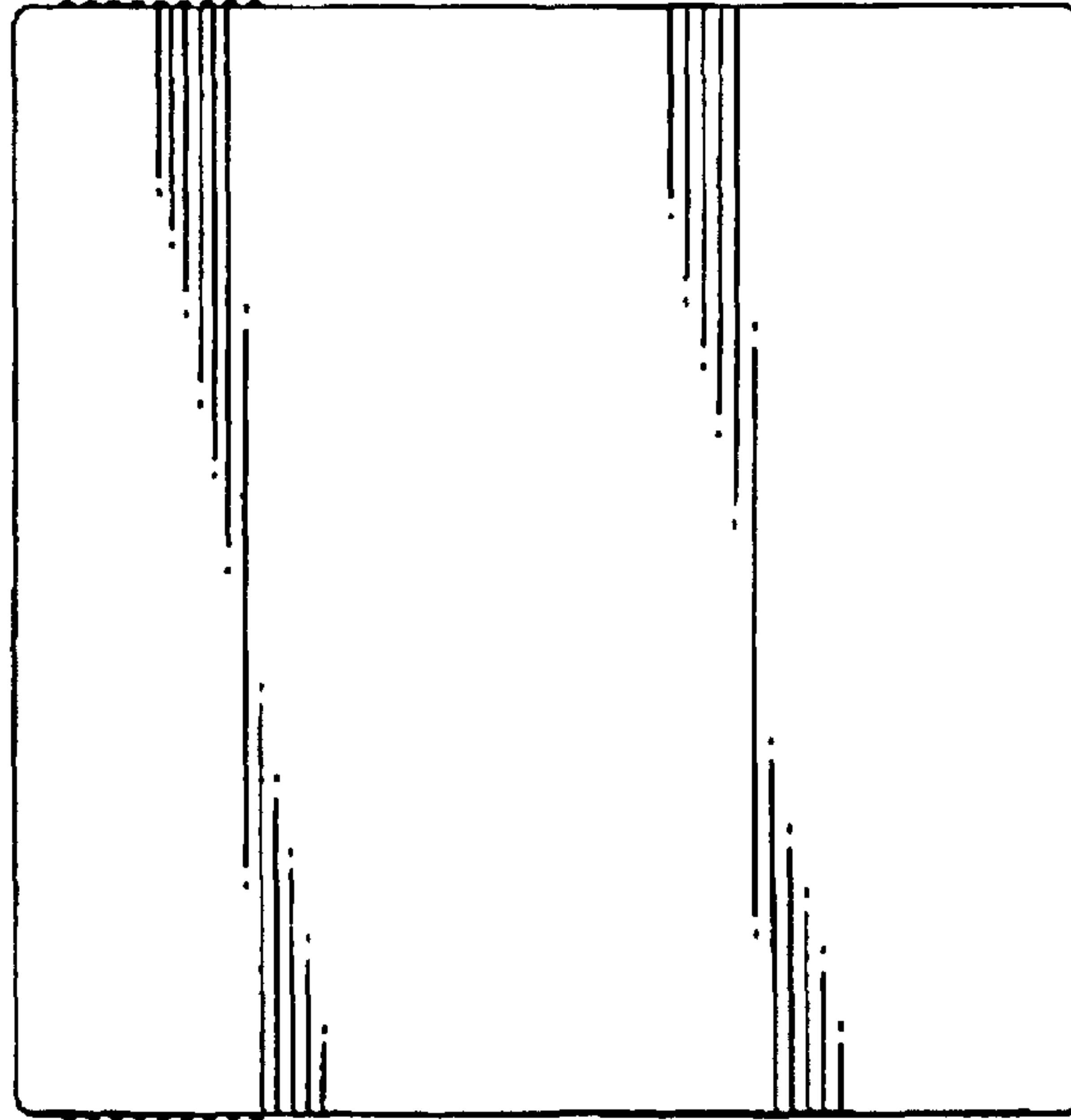


FIG. 5

