

US00D493816S1

(12) **United States Design Patent**  
**Butler**

(10) **Patent No.: US D493,816 S**  
(45) **Date of Patent: \*\* Aug. 3, 2004**

(54) **RESTAURANT OR RETAIL ORDERING UNIT AND TRANSACTION TERMINAL**

(76) Inventor: **Ramona Marie Butler**, 1927  
Youngland Ave., Louisville, KY (US)  
40216

(\*\*) Term: **14 Years**

(21) Appl. No.: **29/188,257**

(22) Filed: **Aug. 15, 2003**

(51) **LOC (7) Cl. .... 18-01**

(52) **U.S. Cl. .... D18/4.6; D14/371**

(58) **Field of Search .... D18/4.1-4.6, 11,**  
D18/12.3; D13/162, 164; D14/371, 374,  
383-387; 348/143, 473; 705/15-17; 235/2,  
7 R-16

(56) **References Cited**

**U.S. PATENT DOCUMENTS**

- D264,347 S \* 5/1982 Peroni ..... D18/11
- D308,858 S \* 6/1990 Tarver et al. .... D18/4.6
- D348,449 S \* 7/1994 Rodd et al. .... D14/374
- D354,276 S \* 1/1995 Wilson ..... D18/4.6
- D357,495 S \* 4/1995 Skaggs et al. .... D18/12.3
- D359,952 S \* 7/1995 Cox et al. .... D18/4.5
- D424,068 S \* 5/2000 Takemasa ..... D14/374
- D424,098 S \* 5/2000 Kim ..... D18/4.5

- D427,231 S \* 6/2000 Ono ..... D18/4.6
- D451,535 S \* 12/2001 Lee ..... D18/4.6
- D453,333 S \* 2/2002 Chen ..... D14/374
- D458,255 S \* 6/2002 Hsu ..... D18/4.5
- D458,602 S \* 6/2002 Hasegawa et al. .... D14/374
- D469,090 S \* 1/2003 Tsuji ..... D14/374
- D472,898 S \* 4/2003 Adams ..... D14/387
- D486,825 S \* 2/2004 Shiota et al. .... D14/374
- D487,461 S \* 3/2004 Sheu et al. .... D14/374

\* cited by examiner

*Primary Examiner*—Caron D. Veynar

(57) **CLAIM**

The ornamental design for a restaurant or retail ordering unit and transaction terminal, as shown and described.

**DESCRIPTION**


FIG. 1 is a front elevational view of a restaurant or retail ordering unit and transaction terminal showing my new design;

FIG. 2 is a rear elevational view thereof;

FIG. 3 is a side view, taken from the right side of FIG. 1; and, FIG. 4 is a top plan view, the bottom plan view being a mirror image thereof.

The broken lines shown on FIG. 1 are for illustrative purposes only and form no part of the claimed design.

**1 Claim, 3 Drawing Sheets**



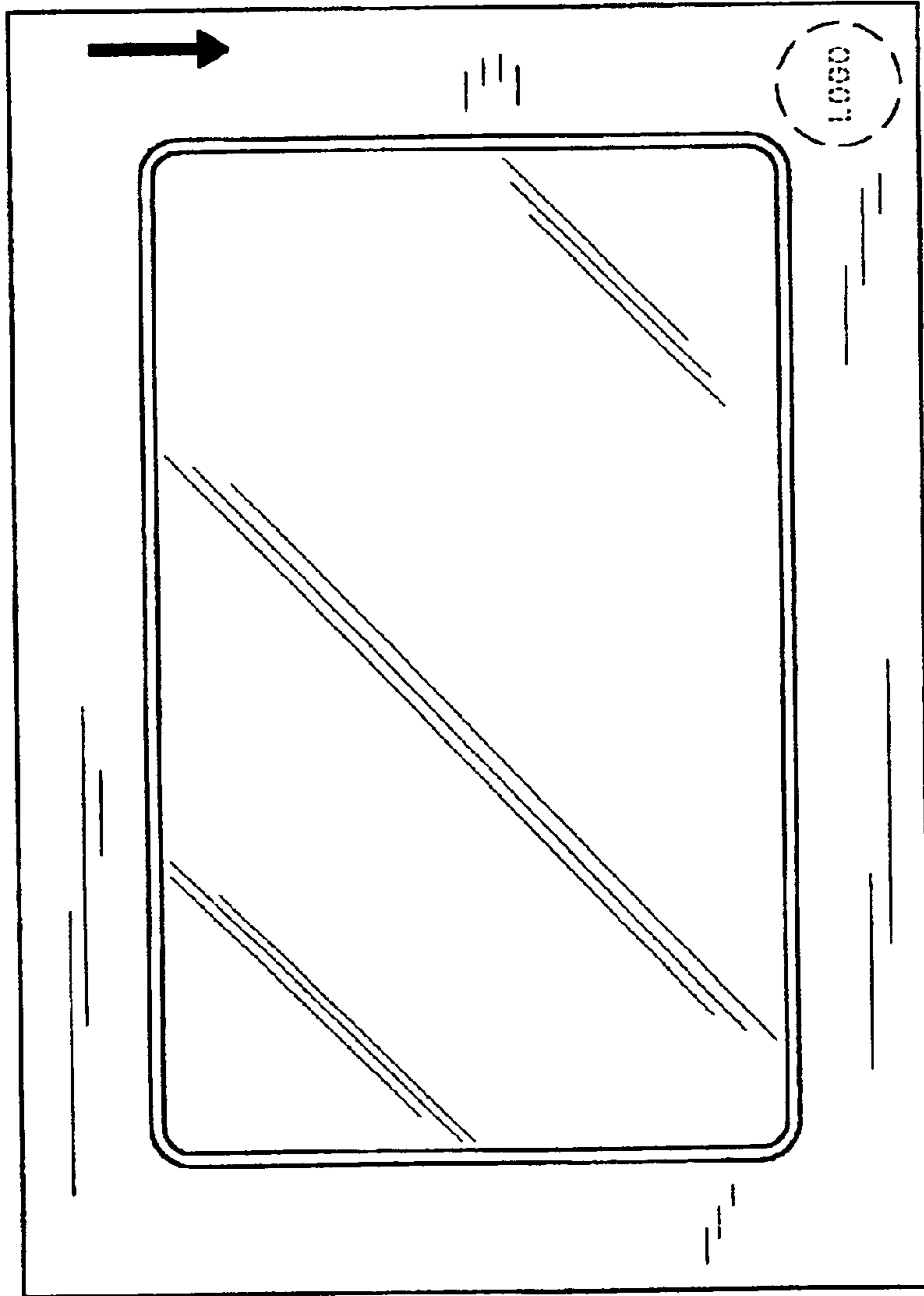


FIG. 1




FIG. 2




FIG. 3




FIG. 4