

US00D493815S1

(12) **United States Design Patent**
Giordano et al.

(10) **Patent No.: US D493,815 S**
(45) **Date of Patent: ** Aug. 3, 2004**

(54) **POINT OF SALE TERMINAL**

FOREIGN PATENT DOCUMENTS

(76) Inventors: **Robert Giordano**, 14 Kenneth Ct.,
Florham Park, NJ (US) 07932; **Mario**
Comesanas, 14 Kenneth Ct., Florham
Park, NJ (US) 07932

GB 1040948 * 10/1986

* cited by examiner

Primary Examiner—Caron D. Veynar

(**) Term: **14 Years**

(57) **CLAIM**

The ornamental design for a point of sale terminal, shown
and described.

(21) Appl. No.: **29/172,225**

(22) Filed: **Dec. 10, 2002**

DESCRIPTION

(51) **LOC (7) Cl.** **18-01**

FIG. 1 is a front elevational view of a point of sale terminal
showing my new design.

(52) **U.S. Cl.** **D18/4.6; D14/383**

FIG. 2 is a rear elevational view of the point of sale terminal.
FIG. 3 is a left side elevational view of the point of sale
terminal.

(58) **Field of Search** D18/4.1-4.6; D13/162,
D13/164; D14/383-387; 235/2, 7 R-16;
348/143, 473; 705/15-17

FIG. 4 is a right side elevational view of the point of sale
terminal.

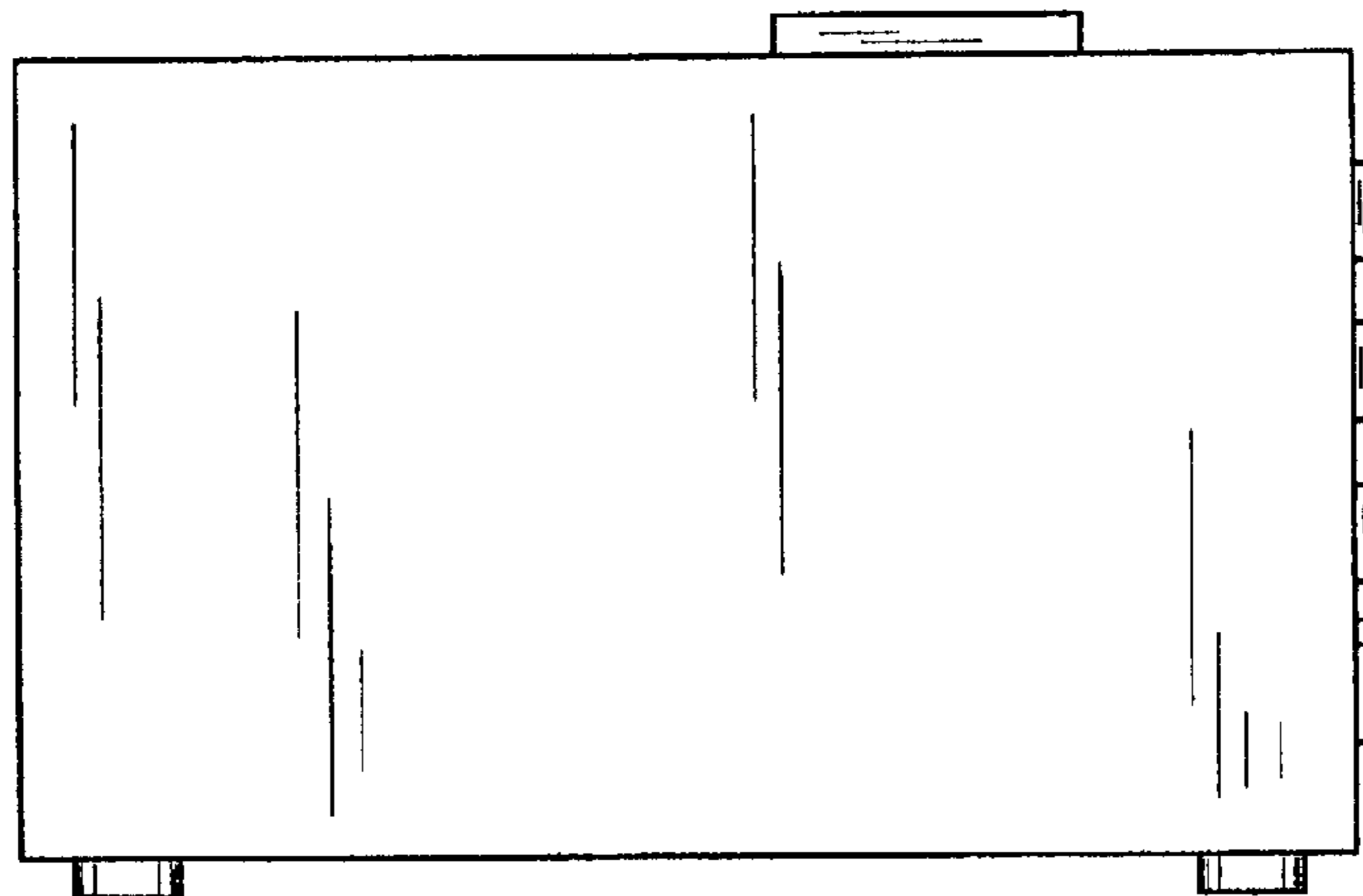

(56) **References Cited**

U.S. PATENT DOCUMENTS

FIG. 5 is a top plan view of the point of sale terminal; and,
FIG. 6 is a bottom plan view of the point of sale terminal.

D265,648 S * 8/1982 Fukushima et al. D18/12
D305,426 S * 1/1990 Doi D14/358

1 Claim, 4 Drawing Sheets



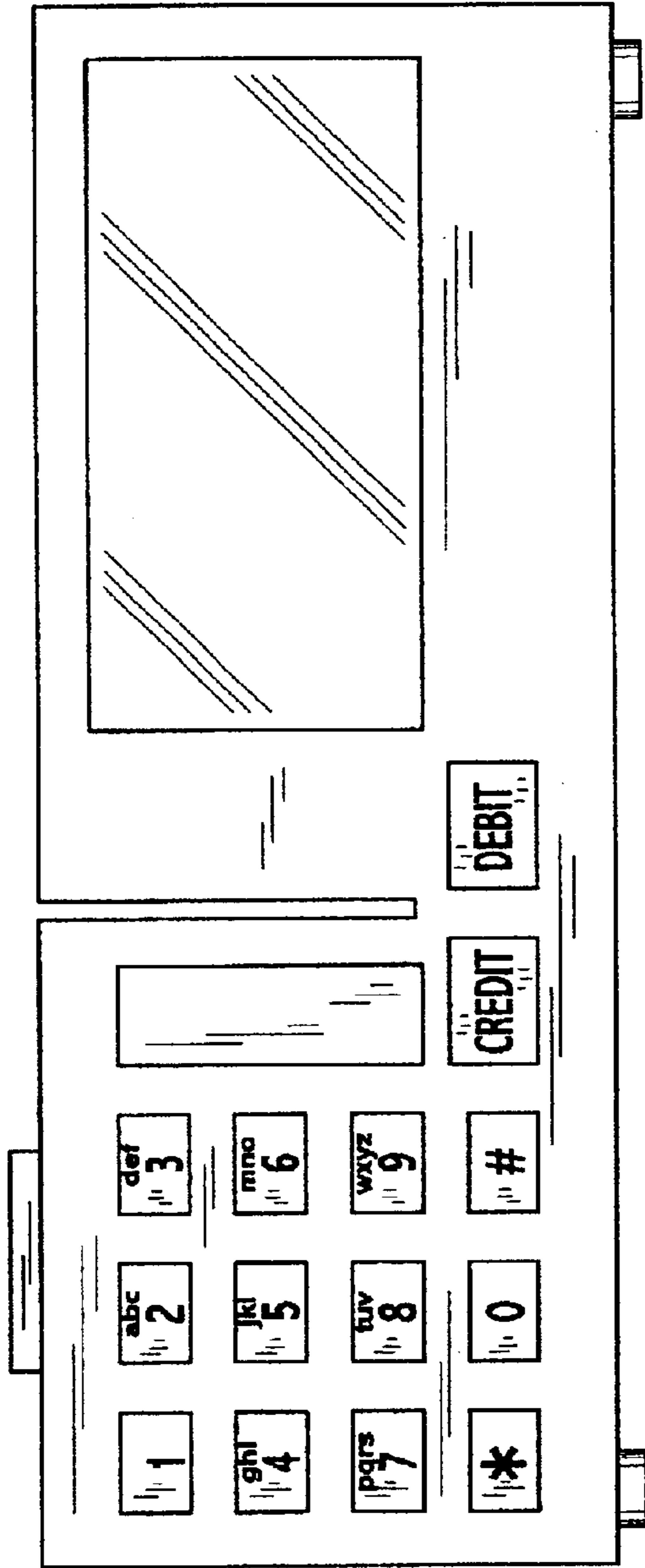


FIG. 1

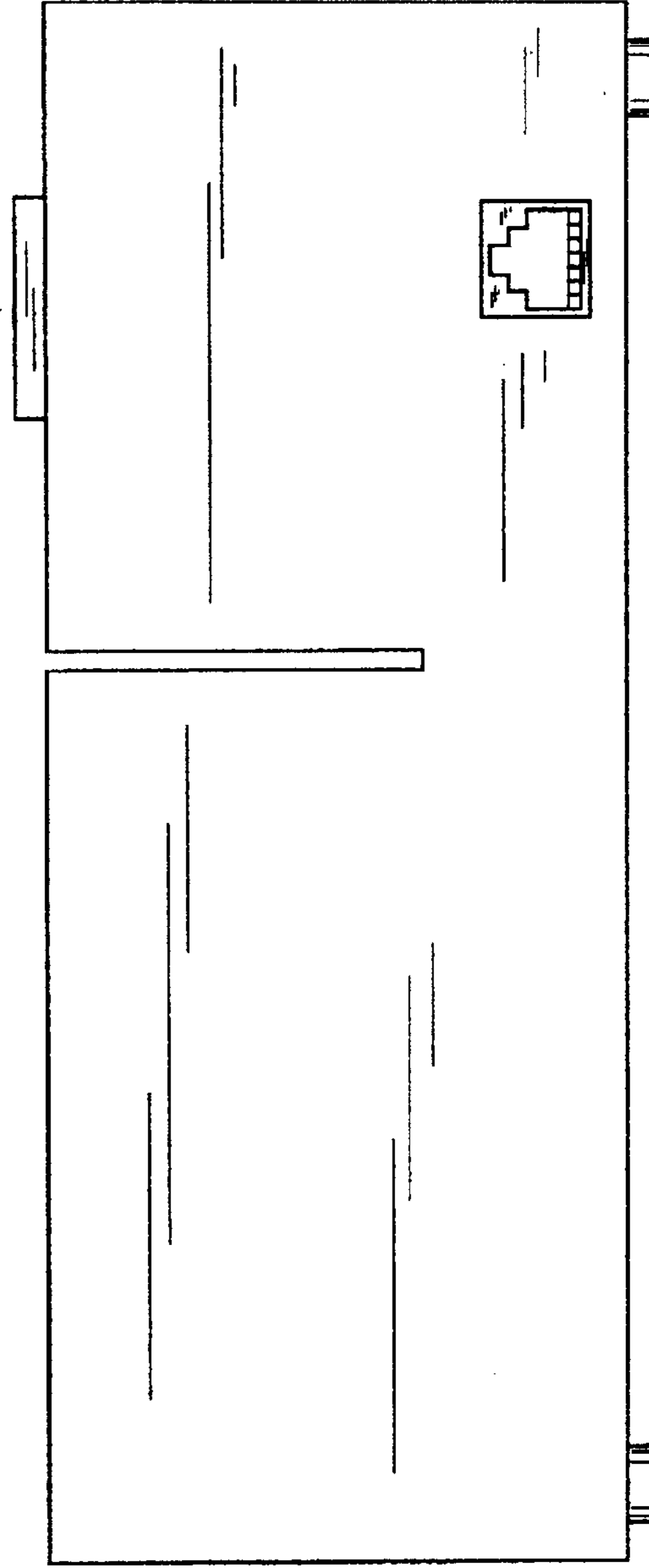


FIG. 2




FIG. 3




FIG. 4




FIG. 5




FIG. 6