

US00D493805S1

(12) **United States Design Patent**
Toyoshima et al.

(10) **Patent No.:** **US D493,805 S**

(45) **Date of Patent:** **** Aug. 3, 2004**

(54) **SET OF ICONS FOR A DISPLAY SECTION OF A COMMUNICATION DEVICE**

(75) Inventors: **Fumiyoshi Toyoshima, Moriya (JP); Yasutaka Kondoh, Nagareyama (JP)**

(73) Assignee: **NEC Infrontia Corporation, Kawasaki (JP)**

(**) Term: **14 Years**

(21) Appl. No.: **29/182,469**

(22) Filed: **May 28, 2003**

(51) **LOC (7) Cl.** **14-02**

(52) **U.S. Cl.** **D14/488**

(58) **Field of Search** D14/24-33; D18/24-33; D19/6; D20/11; D21/324-33; 345/700-26, 764-866

(56) **References Cited**

U.S. PATENT DOCUMENTS

D341,848 S * 11/1993 Bigelow et al. D18/27
D387,045 S * 12/1997 Yamamoto et al. D14/491

D388,072 S * 12/1997 Sawada D14/492
D389,135 S * 1/1998 Yamamoto et al. D14/493
D467,937 S * 12/2002 Grundel et al. D14/488
D471,225 S * 3/2003 Gray D18/27
D482,042 S * 11/2003 Peters D14/492

* cited by examiner

Primary Examiner—M. H. Tung

(74) *Attorney, Agent, or Firm*—Frishauf, Holtz, Goodman & Chick, P.C.

(57) **CLAIM**


The ornamental design for set of icons for a display section of a communication device, as shown and described.


DESCRIPTION

The single FIGURE is a front view of a set of icons for a display section of a communication device showing our new design, the broken line drawing of a communication device is for illustrative purposes only and forms no part of the claimed design.

The broken line showings in FIGS. 5 and 6 are for illustrative purposes only and form no part of the claimed design.

1 Claim, 1 Drawing Sheet





UNITED STATES PATENT AND TRADEMARK OFFICE
CERTIFICATE OF CORRECTION

PATENT NO. : Des. 493,805 S
DATED : August 3, 2004
INVENTOR(S) : Fumiyoshi Toyoshima et al.

Page 1 of 3

It is certified that error appears in the above-identified patent and that said Letters Patent is hereby corrected as shown below:

The title page showing illustrative figure, should be deleted and substitute therefor the attached title page.

Delete Fig 1 Drawing sheet and substitute therefor the Drawing sheet consisting of Fig 1 as shown on attached page.

Title page,

Item [57], **DESCRIPTION,**

Line 6, delete "Figs 5 and 6 are;" and add -- Fig. 1 is. --.

Signed and Sealed this

Twenty-third Day of August, 2005

A handwritten signature in black ink on a dotted background. The signature reads "Jon W. Dudas" in a cursive style.

JON W. DUDAS

Director of the United States Patent and Trademark Office

(12) **United States Design Patent** (10) **Patent No.:** **US D493,805 S**
Toyoshima et al. (45) **Date of Patent:** **** Aug. 3, 2004**

(54) **SET OF ICONS FOR A DISPLAY SECTION OF A COMMUNICATION DEVICE**

D388,072 S * 12/1997 Sawada D14/492
 D389,135 S * 1/1998 Yamamoto et al. D14/493
 D467,937 S * 12/2002 Grundel et al. D14/488
 D471,225 S * 3/2003 Gray D18/27
 D482,042 S * 11/2003 Peters D14/492

(75) Inventors: **Fumiyoshi Toyoshima, Moriya (JP); Yasutaka Kondoh, Nagareyama (JP)**

(73) Assignee: **NEC Infrontia Corporation, Kawasaki (JP)**

* cited by examiner

Primary Examiner—M. H. Tung

(74) *Attorney, Agent, or Firm*—Frishauf, Holtz, Goodman & Chick, P.C.

(**) Term: **14 Years**

(21) Appl. No.: **29/182,469**

(57) **CLAIM**

(22) Filed: **May 28, 2003**

The ornamental design for set of icons for a display section of a communication device, as shown and described.

(51) LOC (7) Cl. **14-02**

(52) U.S. Cl. **D14/488**

DESCRIPTION

(58) **Field of Search** D14/24-33; D18/24-33; D19/6; D20/11; D21/324-33; 345/700-26, 764-866

The single FIGURE is a front view of a set of icons for a display section of a communication device showing our new design, the broken line drawing of a communication device is for illustrative purposes only and forms no part of the claimed design.


(56) **References Cited**

U.S. PATENT DOCUMENTS

● The broken line showings in FIGS. 5 and 6 are for illustrative purposes only and form no part of the claimed design.

D341,848 S * 11/1993 Bigelow et al. D18/27
 D387,045 S * 12/1997 Yamamoto et al. D14/491

1 Claim, 1 Drawing Sheet



U.S. Patent

Aug. 3, 2004

D493,805 S

