

US00D493799S1

(12) **United States Design Patent**
Chiang et al.

(10) **Patent No.:** **US D493,799 S**

(45) **Date of Patent:** **** Aug. 3, 2004**

(54) **DIGITAL MEMORY CARD**

(75) Inventors: **Cheng-Chia Chiang**, Taichung (TW);
Chih-Ming Huang, Taichung (TW);
Chin-Huang Chang, Taichung (TW);
Cheng-Hsu Hsiao, Taichung (TW);
Min-Nan Tsai, Taichung (TW)

(73) Assignee: **Siliconware Precision Industries Co., Ltd.**, Taichung (TW)

(**) Term: **14 Years**

(21) Appl. No.: **29/195,995**

(22) Filed: **Dec. 18, 2003**

(51) **LOC (7) Cl.** **14-02**

(52) **U.S. Cl.** **D14/436**

(58) **Field of Search** D14/435-438,
D14/478, 480; 361/736, 737, 752, 686;
257/678, 679; 40/124.1; 282/75, 76, 901;
235/487-495, 441-443, 325

(56) **References Cited**

U.S. PATENT DOCUMENTS

D434,396 S * 11/2000 Iwasaki D14/436

D452,690 S * 1/2002 Wallace et al. D14/436
D452,865 S * 1/2002 Wallace et al. D14/436
D459,355 S * 6/2002 Shimoda et al. D14/436
D460,456 S * 7/2002 Shimoda et al. D14/436
D467,586 S * 12/2002 Shimoda et al. D14/436
2001/0009505 A1 * 7/2001 Nishizawa et al. 361/737

* cited by examiner

Primary Examiner—Kay H. Chin

(74) *Attorney, Agent, or Firm*—Mikio Ishimaru

(57) **CLAIM**

The ornamental design for a digital memory card, as shown and described.

DESCRIPTION

FIG. 1 is a top plan view of the digital memory card, showing our new design;
FIG. 2 is a front elevational view thereof;
FIG. 3 is a bottom view thereof;
FIG. 4 is a left-side elevation thereof;
FIG. 5 is a right-side elevation thereof;
FIG. 6 is a rear elevational view thereof;
FIG. 7 is a front perspective view thereof; and,
FIG. 8 is a rear perspective view thereof.

1 Claim, 3 Drawing Sheets

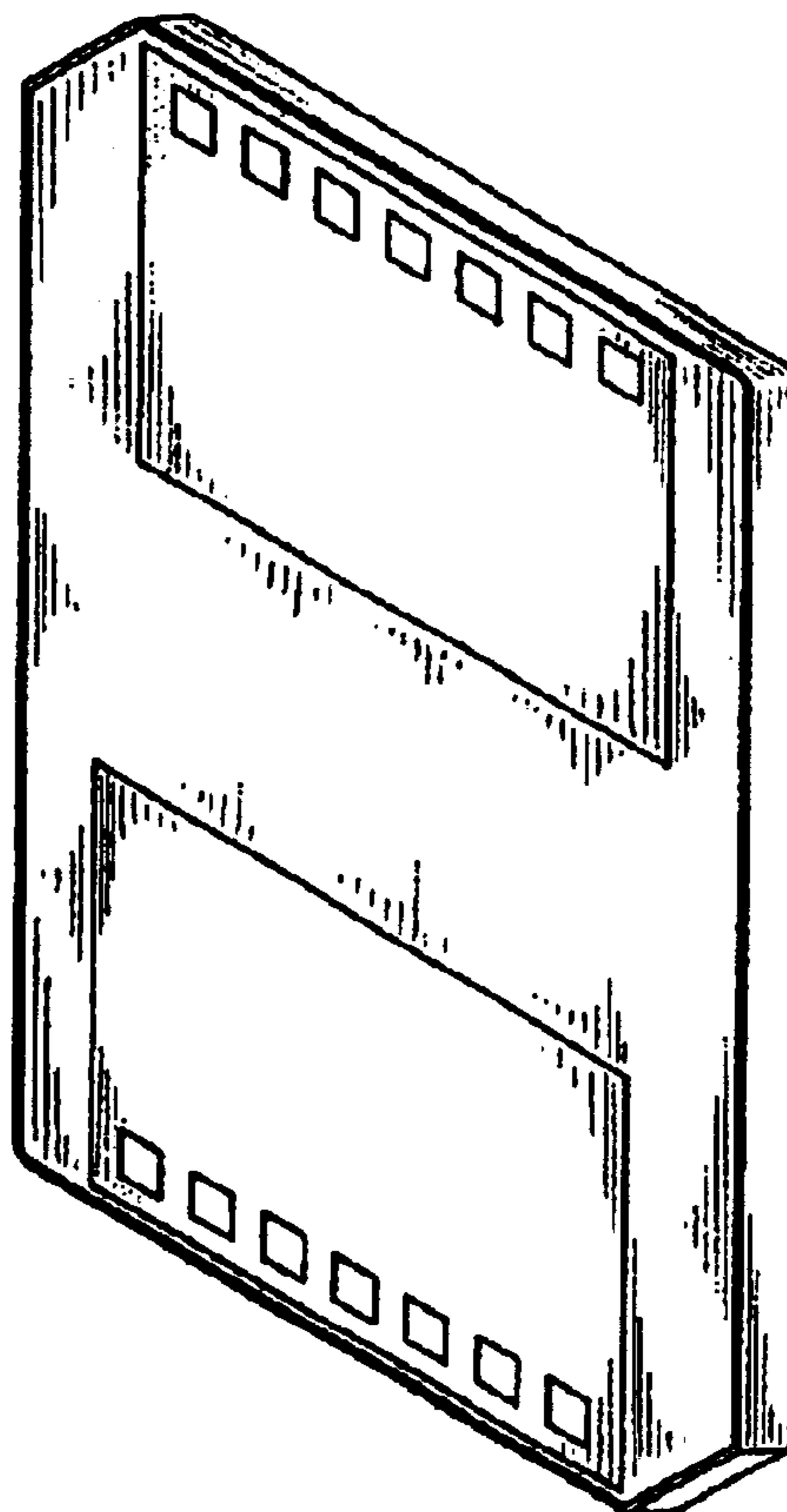
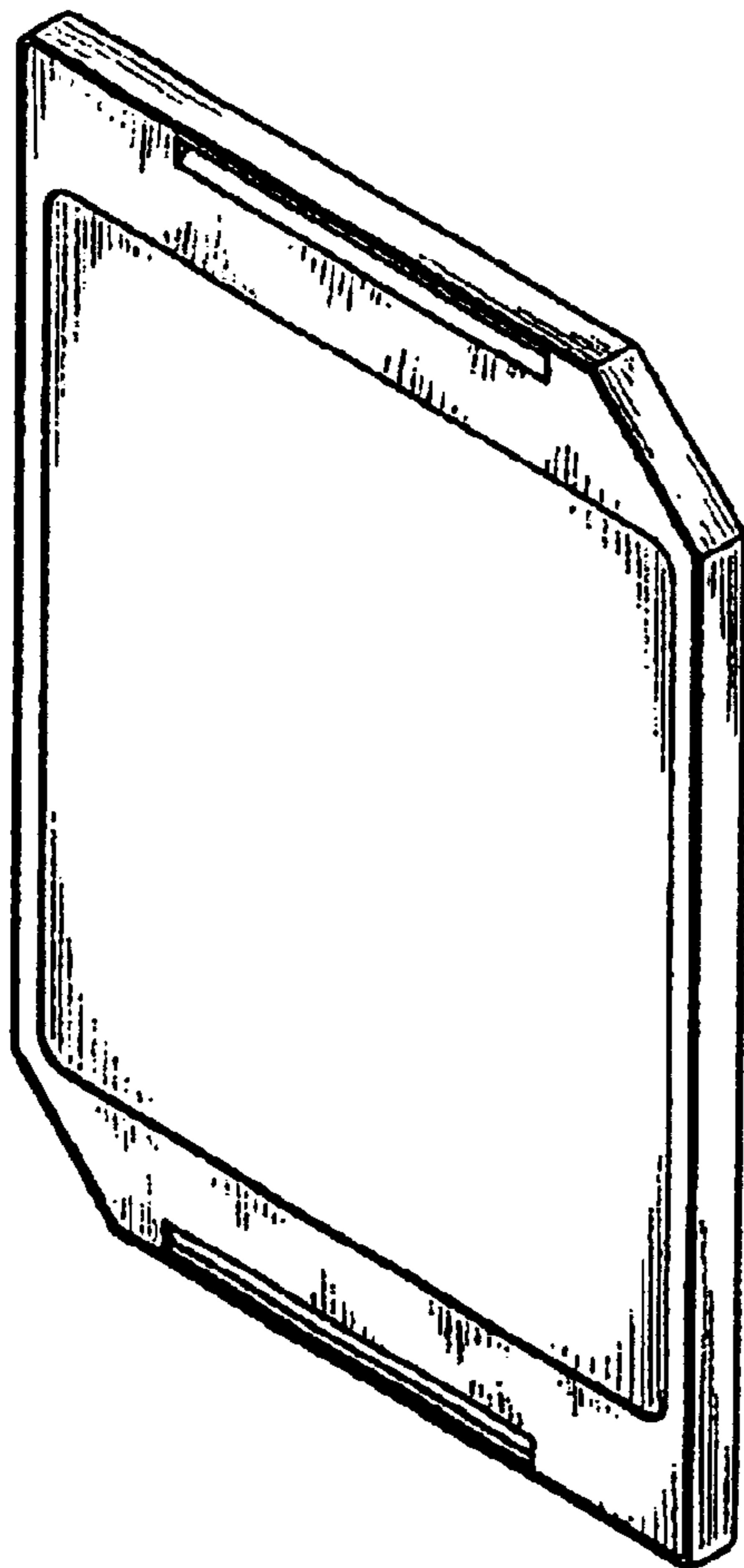




FIG. 1




FIG. 2



FIG. 3



FIG. 4



FIG. 5

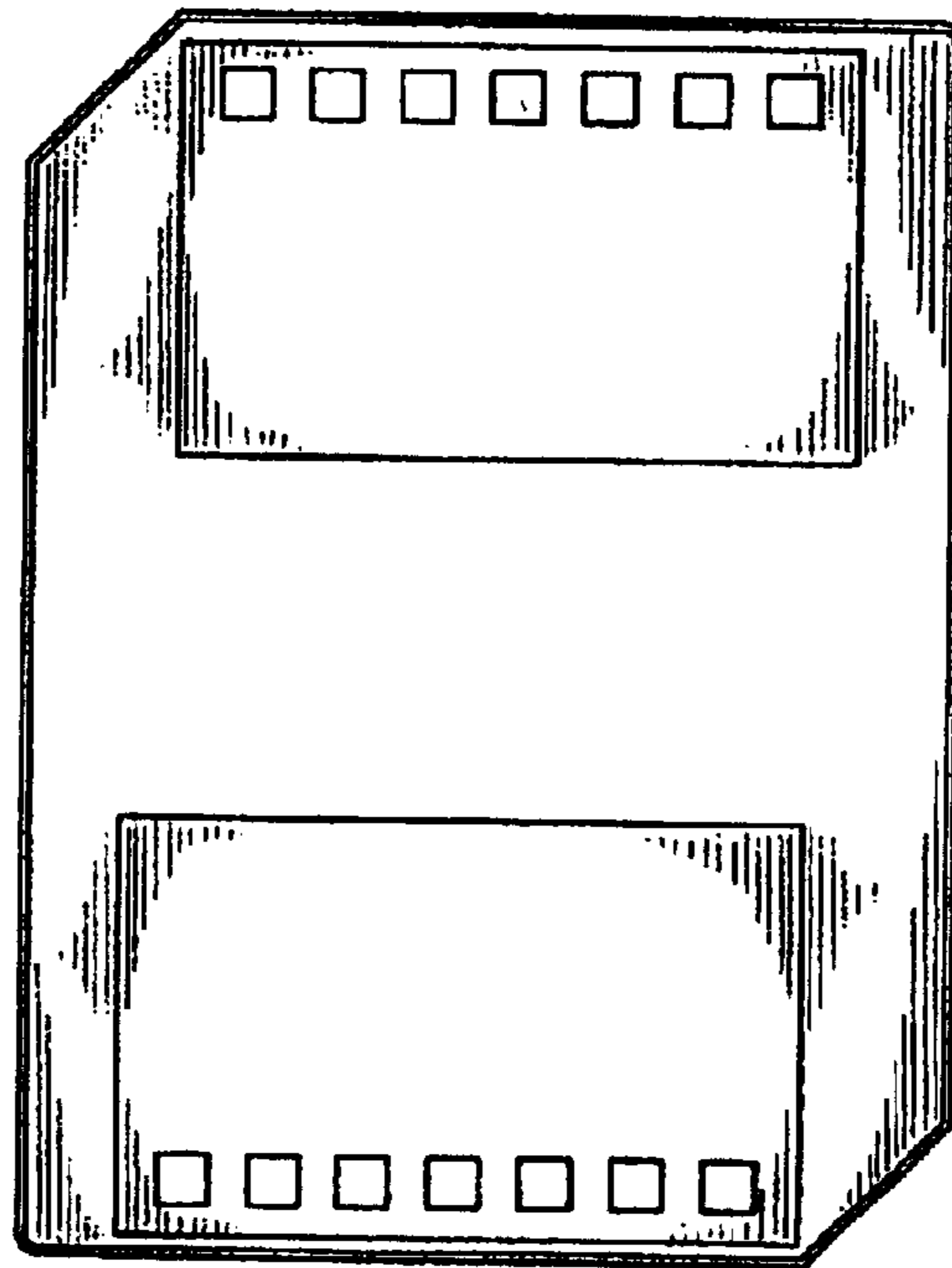


FIG. 6

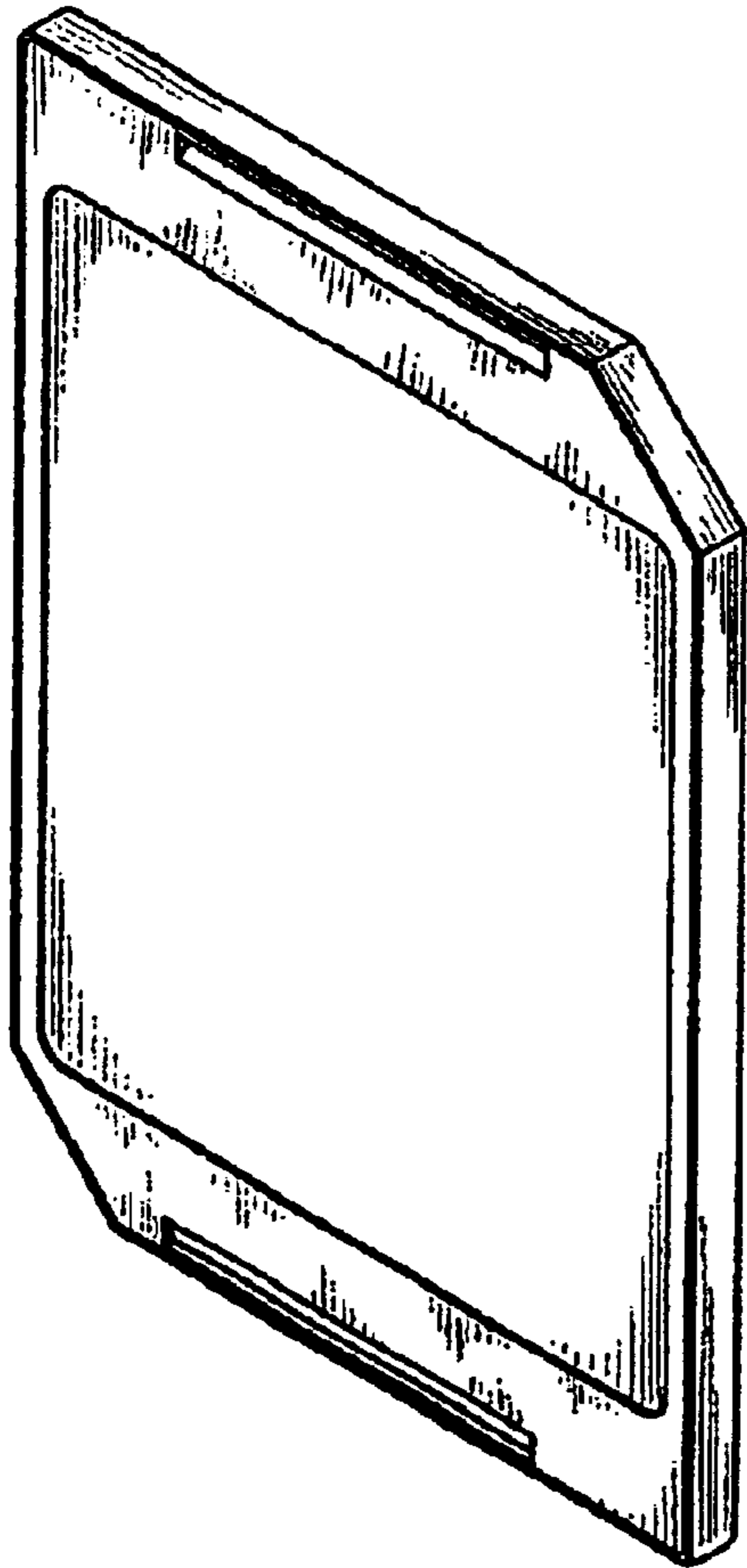


FIG. 7

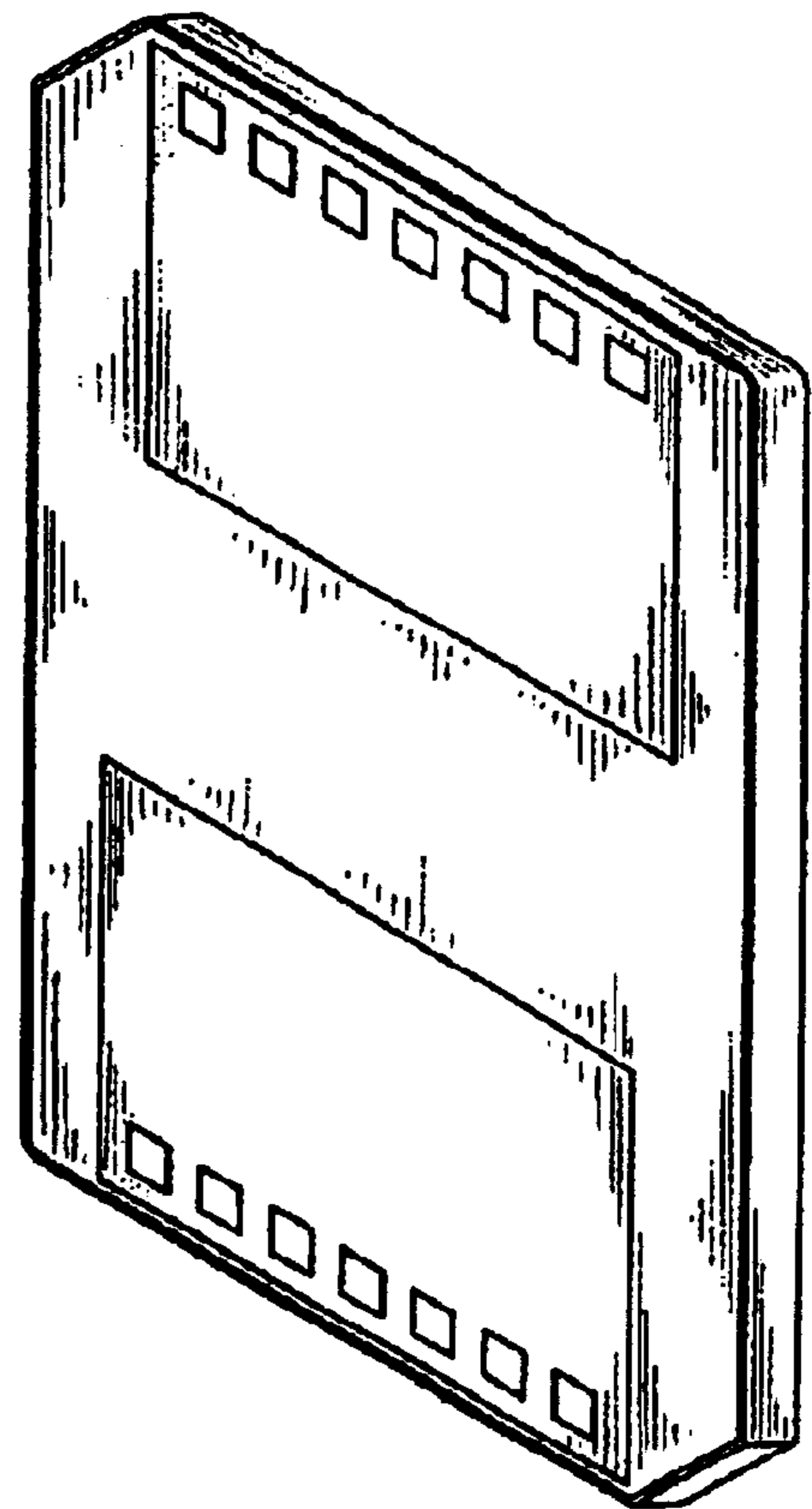


FIG. 8