

US00D493793S1

(12) **United States Design Patent**
Voskuil et al.

(10) **Patent No.: US D493,793 S**

(45) **Date of Patent: ** Aug. 3, 2004**

(54) **WRITING STYLUS**

D464,653 S * 10/2002 Nagai et al. D14/411
D472,240 S * 3/2003 Seog D14/411

(75) Inventors: **Kim Voskuil**, Fremont, CA (US); **John Caldwell**, San Jose, CA (US)

* cited by examiner

(73) Assignee: **Leapfrog Enterprises, Inc.**, Emeryville, CA (US)

Primary Examiner—Kay H. Chin

(74) *Attorney, Agent, or Firm*—Townsend and Townsend and Crew LLP

(**) Term: **14 Years**

(57) **CLAIM**

(21) Appl. No.: **29/187,724**

The ornamental design for a writing stylus, as shown and described.

(22) Filed: **Jul. 21, 2003**

DESCRIPTION

(51) **LOC (7) Cl.** **14-02**

(52) **U.S. Cl.** **D14/411**

(58) **Field of Search** D14/411; 319/36, 319/35, 81-85, 41-51; 401/34, 52, 195, 202, 98, 209, 262; 178/19.01-19.05; 345/179-183

FIG. 1 is a perspective view of a writing stylus showing our new design;

FIG. 2 is a right side elevation view thereof, which is a mirror image of a left side elevation view thereof;

FIG. 3 is a top plan view thereof;

FIG. 4 is a bottom plan view thereof;

FIG. 5 is a front elevation view thereof; and,

FIG. 6 is a rear elevation view thereof.

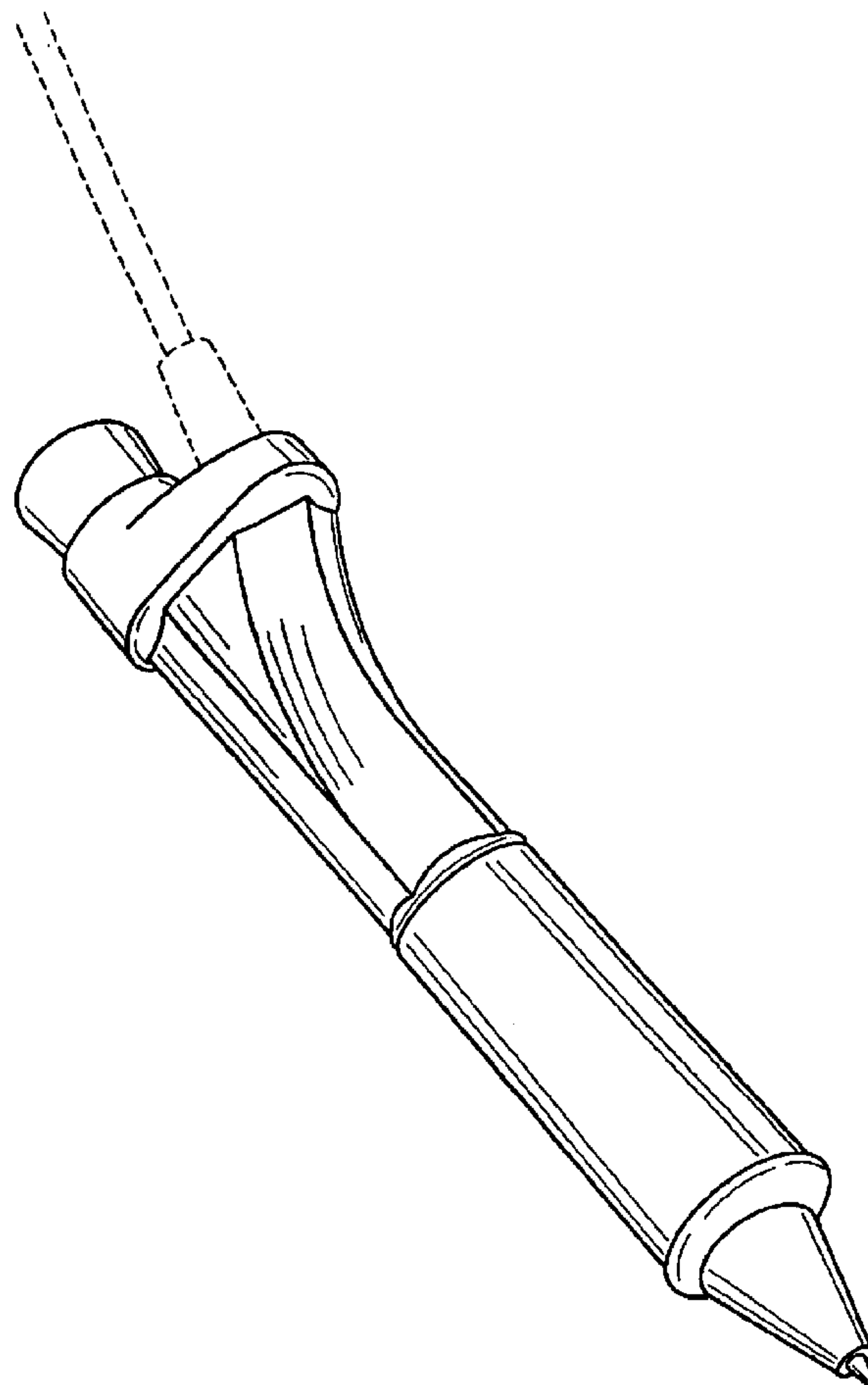
The broken lines in the following drawings form no part of the claimed design.

(56) **References Cited**

U.S. PATENT DOCUMENTS

D320,787 S * 10/1991 Valls et al. D14/411
D322,064 S * 12/1991 Chowdhree et al. D14/411
D362,649 S * 9/1995 Rak et al. D14/411

1 Claim, 3 Drawing Sheets



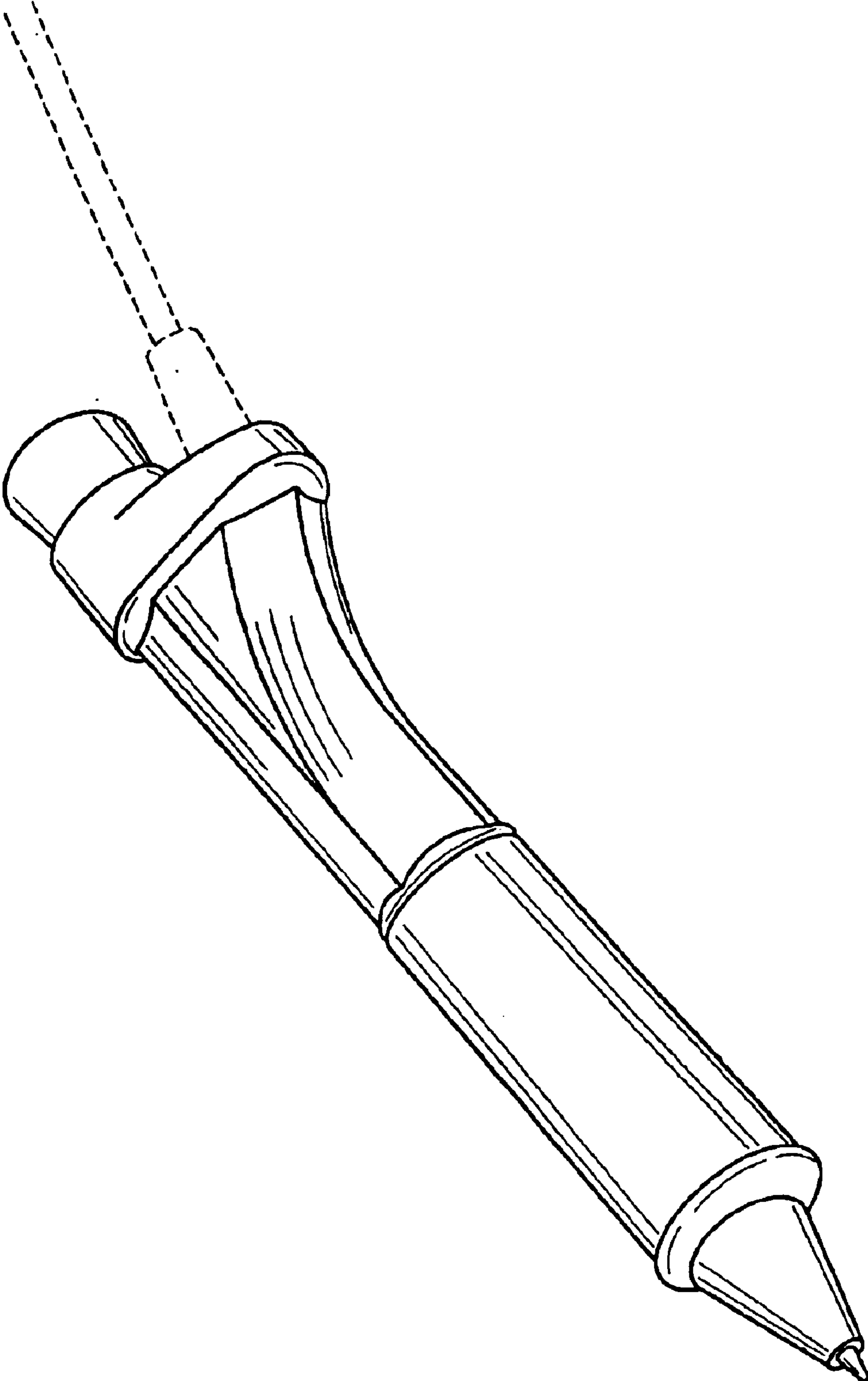


FIG. 1




FIG. 2

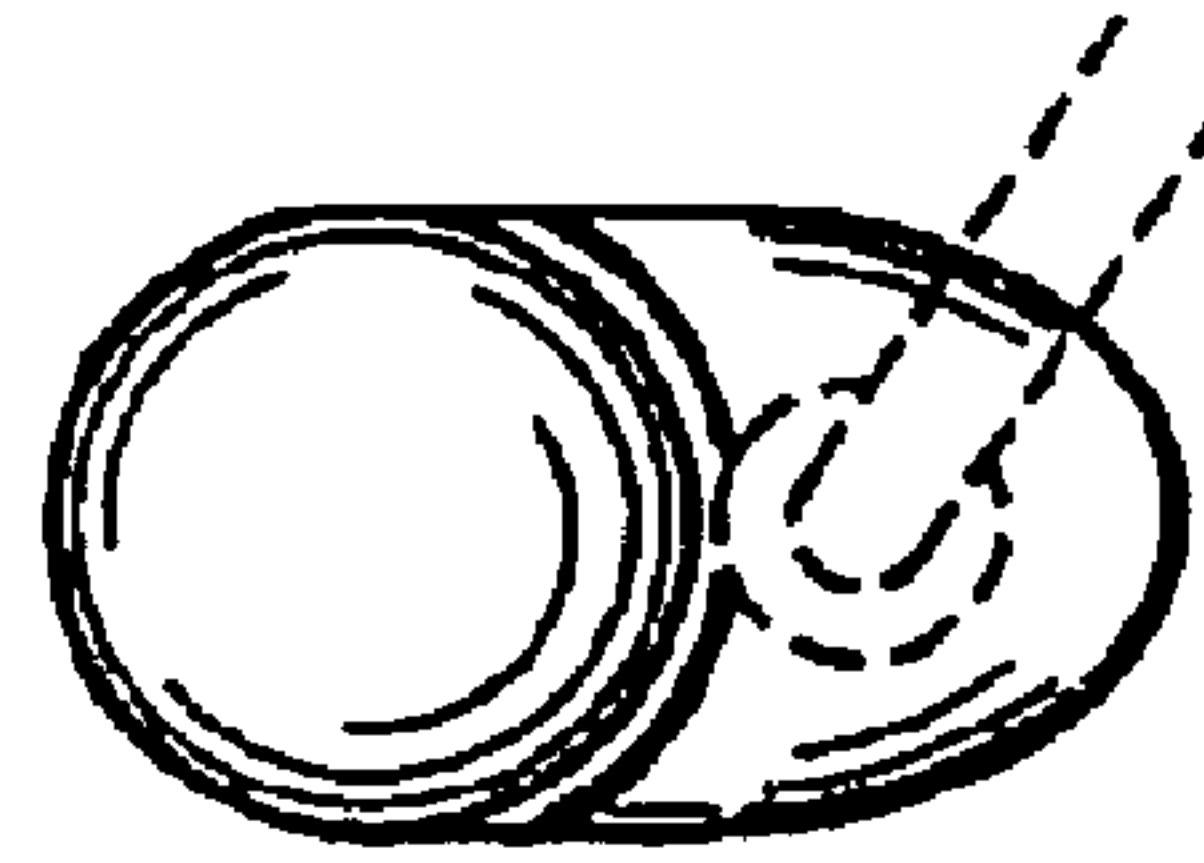


FIG. 3

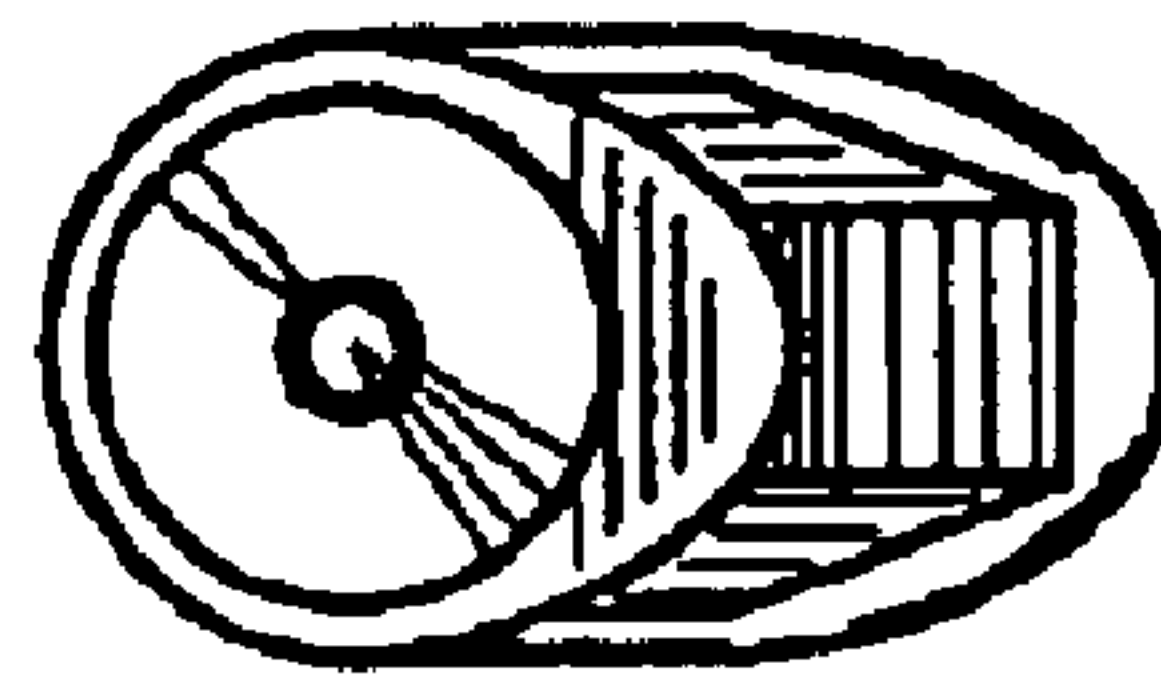


FIG. 4

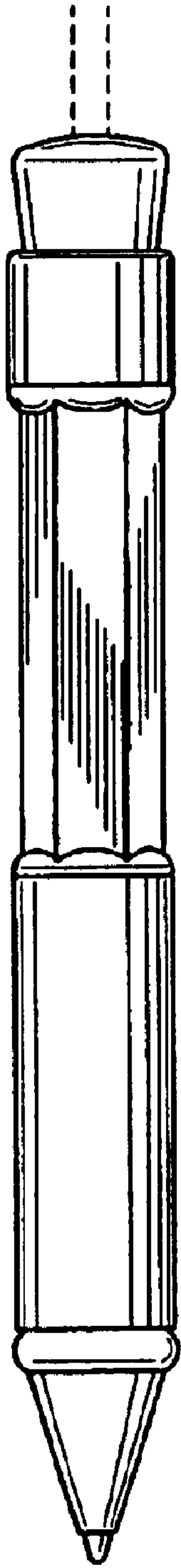


FIG. 5




FIG. 6