

US00D493789S1

(12) **United States Design Patent** (10) **Patent No.:** **US D493,789 S**  
**Takuma** (45) **Date of Patent:** **\*\* Aug. 3, 2004**

(54) **COMPUTER**

(75) Inventor: **Tomoaki Takuma**, Tokyo (JP)

(73) Assignee: **Sony Corporation**, Tokyo (JP)

(\*\*) Term: **14 Years**

(21) Appl. No.: **29/188,127**

(22) Filed: **Aug. 14, 2003**

(51) **LOC (7) Cl.** ..... **14-02**

(52) **U.S. Cl.** ..... **D14/345**

(58) **Field of Search** ..... D14/341-346;  
D18/1, 2, 7; 235/145 A, 145 R; 341/22,  
23; 345/156, 168, 169, 172, 173, 87; 361/683

(56) **References Cited**

**U.S. PATENT DOCUMENTS**

5,555,157 A	*	9/1996	Moller et al.	.....	361/683
D383,731 S	*	9/1997	Mieki et al.	.....	D14/345
D430,566 S	*	9/2000	Chu et al.	.....	D14/345
D466,115 S	*	11/2002	Hawkins et al.	.....	D14/345
D468,736 S	*	1/2003	Loh et al.	.....	D14/345

**OTHER PUBLICATIONS**

Catalog "CLIE, PEG-NR70" sheet, Sony (Mar. 2003).  
Web page "Palm m515" <http://www.palm-japan.com.catalog/m515/>, 1 sheet, Palm Japan (May 2003).

Web page "Palm IIIc" <http://www.palm-japan.com/catalog/Ps/3C80600J.html>, 1 sheet, Palm Japan (May 2003).

Web page "Visor Edge" <http://www.handspring.co.jp/products/visoredge/index.asp?did=0000>, Handspring (May 2003).

\* cited by examiner

*Primary Examiner*—Freda S. Nunn

(74) *Attorney, Agent, or Firm*—Rader, Fishman & Grauer PLLC

(57) **CLAIM**

The ornamental design for a computer, as shown.

**DESCRIPTION**

FIG. 1 is a perspective view of a computer showing my new design;

FIG. 2 is a front elevational view thereof;

FIG. 3 is a rear elevational view thereof;

FIG. 4 is a left side elevational view thereof;

FIG. 5 is a right side elevational view thereof;

FIG. 6 is a top plan view thereof; and,

FIG. 7 is a bottom plan view thereof.

**1 Claim, 4 Drawing Sheets**


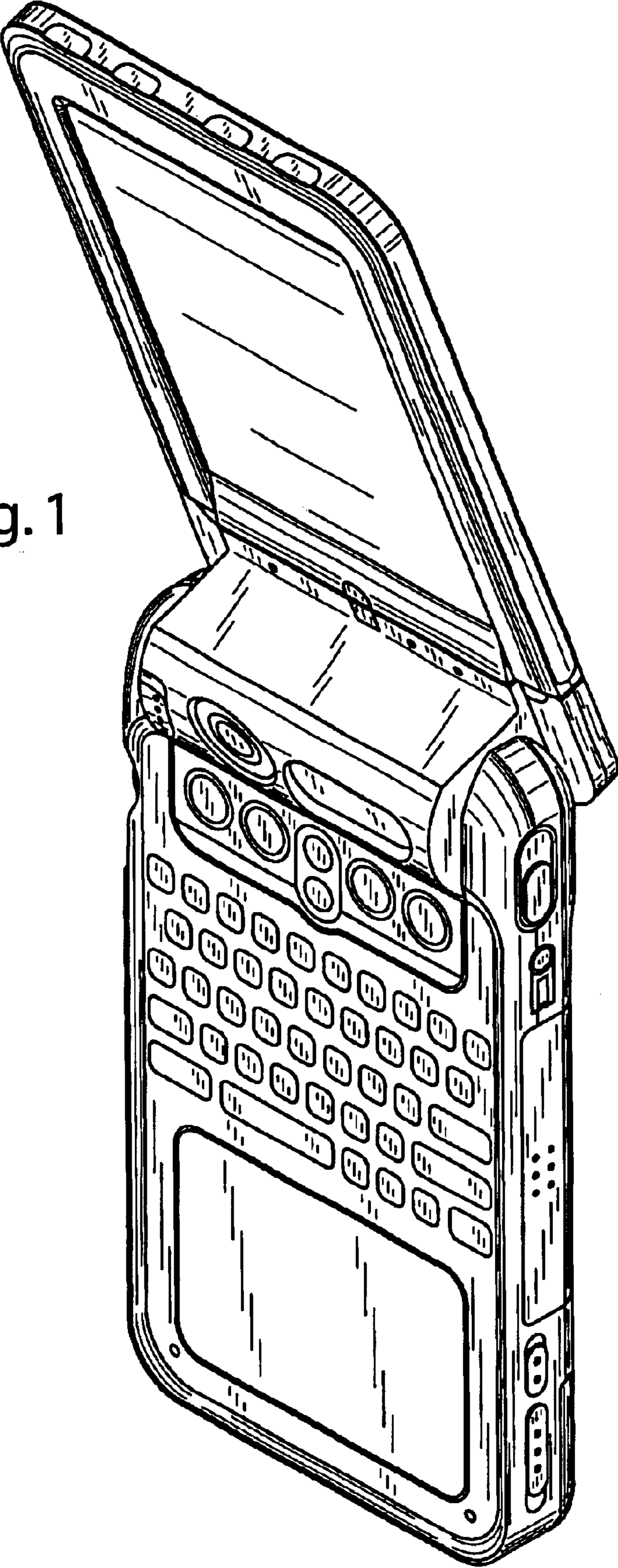


Fig. 1






Fig. 2

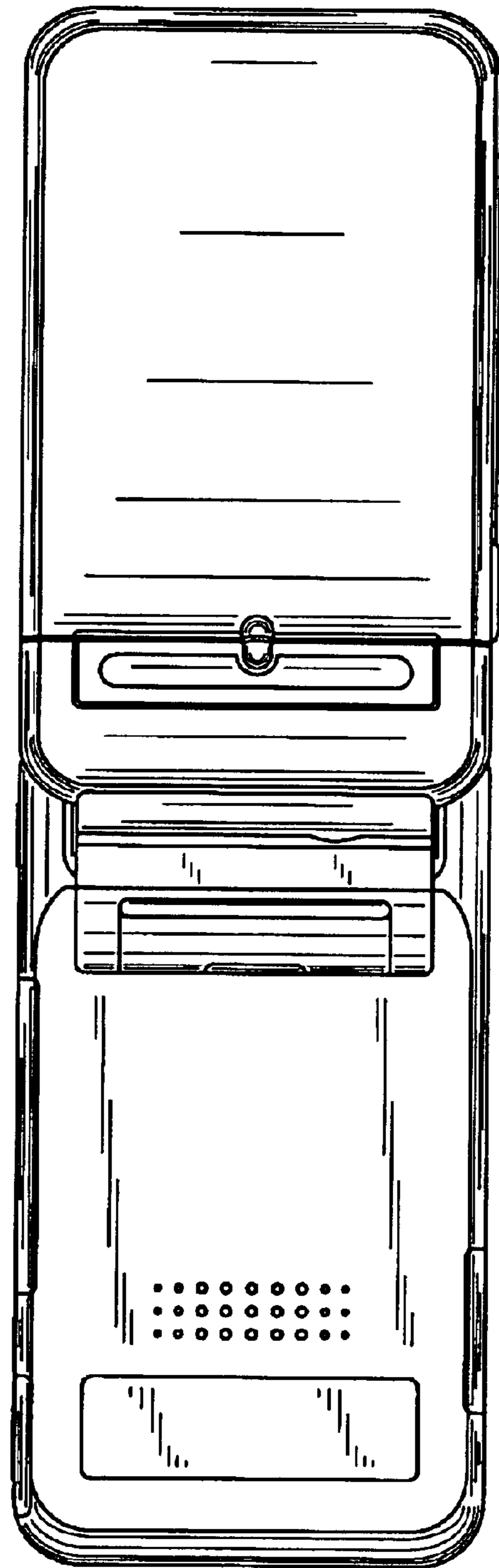


Fig. 3

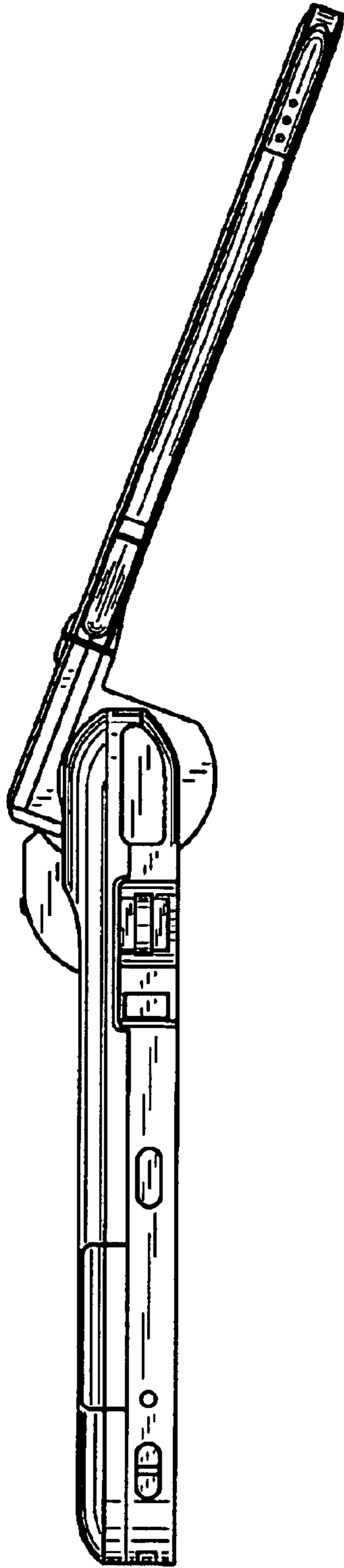


Fig. 4

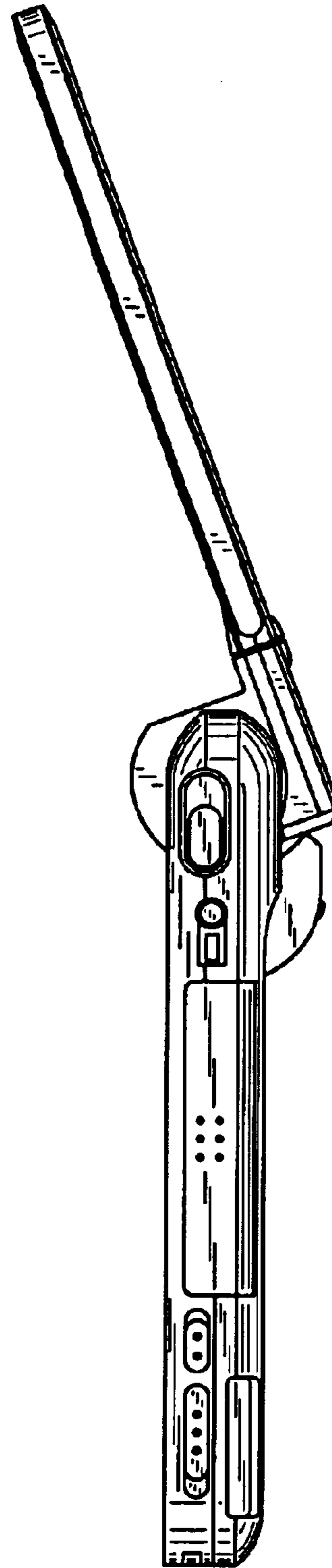


Fig. 5

Fig. 6




Fig. 7

