



US00D493777S1

(12) **United States Design Patent**
Newman et al.

(10) **Patent No.:** US D493,777 S
(45) **Date of Patent:** ** Aug. 3, 2004

(54) **HANDSET**

(75) **Inventors:** John-Rhys Newman, Woodland Hills, CA (US); Kenneth Bower, Vista, CA (US)

(73) **Assignee:** Nokia Corporation, Espoo (FI)

(**) **Term:** 14 Years

(21) **Appl. No.:** 29/177,886

(22) **Filed:** Mar. 19, 2003

(51) **LOC (7) Cl.** 14-03

(52) **U.S. Cl.** D14/138

(58) **Field of Search** D14/137, 138, D14/218, 147-148, 247-248, 144, 341-347; 379/433.01-433.13, 419, 434, 428.01-428.04, 420.01-420.04, 440; 455/550.1-90.3; D21/517; D13/168; D18/2, 7; 345/168, 169

(56) **References Cited**

U.S. PATENT DOCUMENTS

D407,720 S	*	4/1999	Nagano et al.	D14/138
D408,397 S	*	4/1999	Renard	D14/138
D424,571 S		5/2000	Finkbeiner		
D426,531 S	*	6/2000	Chikaraishi et al.	D14/138
D439,230 S	*	3/2001	Braxton et al.	D14/138
D439,573 S	*	3/2001	DeLeon	D14/138
D445,102 S	*	7/2001	Lai	D14/138
D446,200 S	*	8/2001	Ko	D14/138
D454,850 S	*	3/2002	Salmi et al.	D14/138
D455,134 S	*	4/2002	Kolinen	D14/138
D455,412 S	*	4/2002	Vuolteenaho et al.	D14/138
D455,413 S	*	4/2002	Lee	D14/138
D459,325 S	*	6/2002	Nakahara	D14/138

D469,070 S	*	1/2003	Lee	D14/138
D474,455 S	*	5/2003	Arbisi	D14/138
D475,034 S	*	5/2003	Arbisi et al.	D14/138
D481,690 S	*	11/2003	Salmi	D14/138
D481,694 S	*	11/2003	Dalby et al.	D14/138
D481,695 S	*	11/2003	Sinclair	D14/138
D484,107 S	*	12/2003	Kim	D14/138
D484,108 S	*	12/2003	Majanen	D14/138
D484,476 S		12/2003	Mahandjiysky		
D484,477 S	*	12/2003	Salmi	D14/138

FOREIGN PATENT DOCUMENTS

WO	DM/050 016	2/2000
WO	DM/060 362	10/2002
WO	DM/064 217	10/2003

* cited by examiner

Primary Examiner—Jeffrey Asch

(74) *Attorney, Agent, or Firm*—Banner & Witcoff, Ltd.

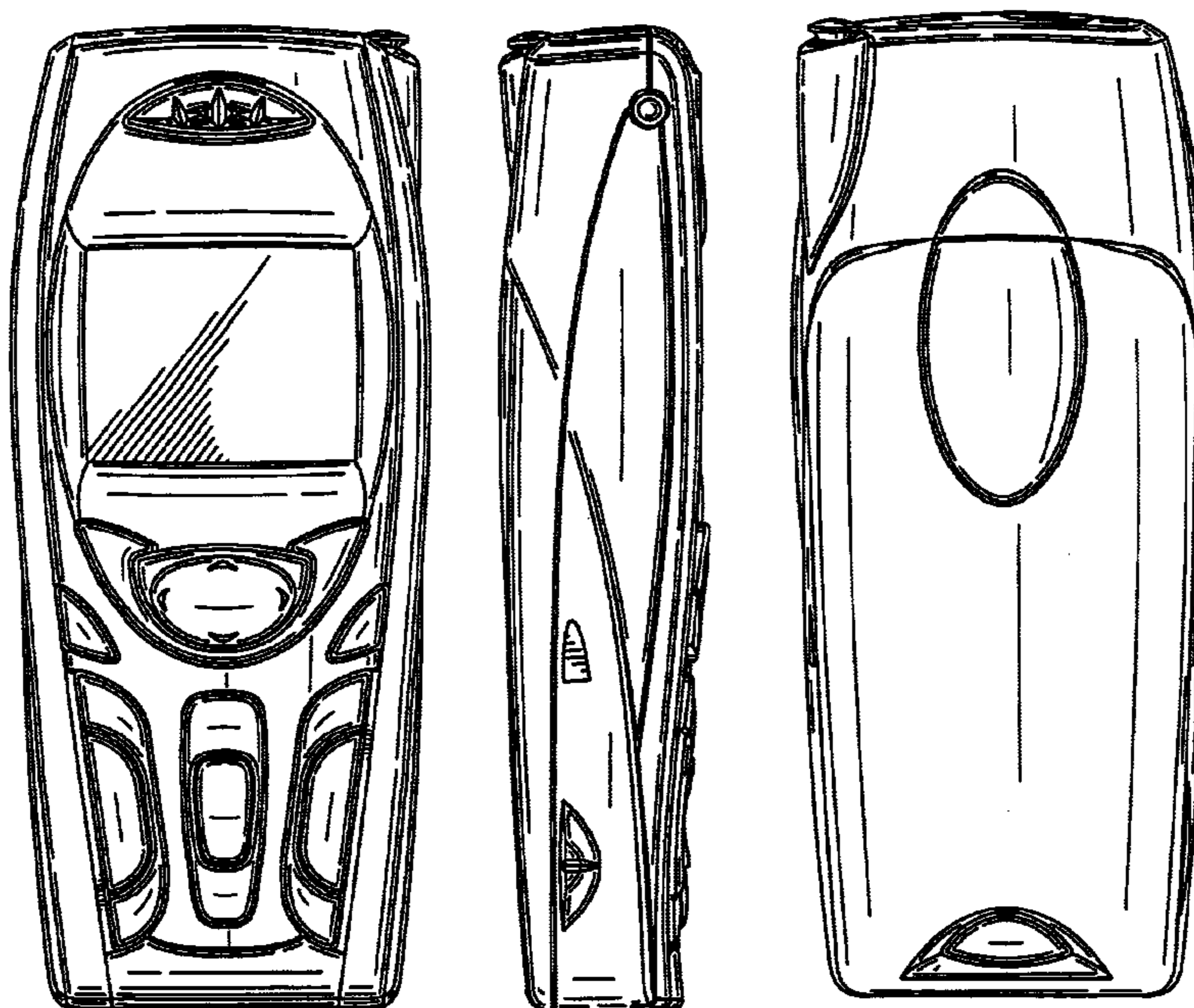
(57) **CLAIM**

The ornamental design for a handset, as shown and described.

DESCRIPTION

FIG. 1 is a bottom plan view of a handset showing our new design;
FIG. 2 is a right side view thereof;
FIG. 3 is a front view thereof;
FIG. 4 is a left side view thereof;
FIG. 5 is a top plan view thereof;
FIG. 6 is a rear view thereof;
FIG. 7 is a perspective front view thereof; and,
FIG. 8 is a perspective rear view thereof.

1 Claim, 4 Drawing Sheets



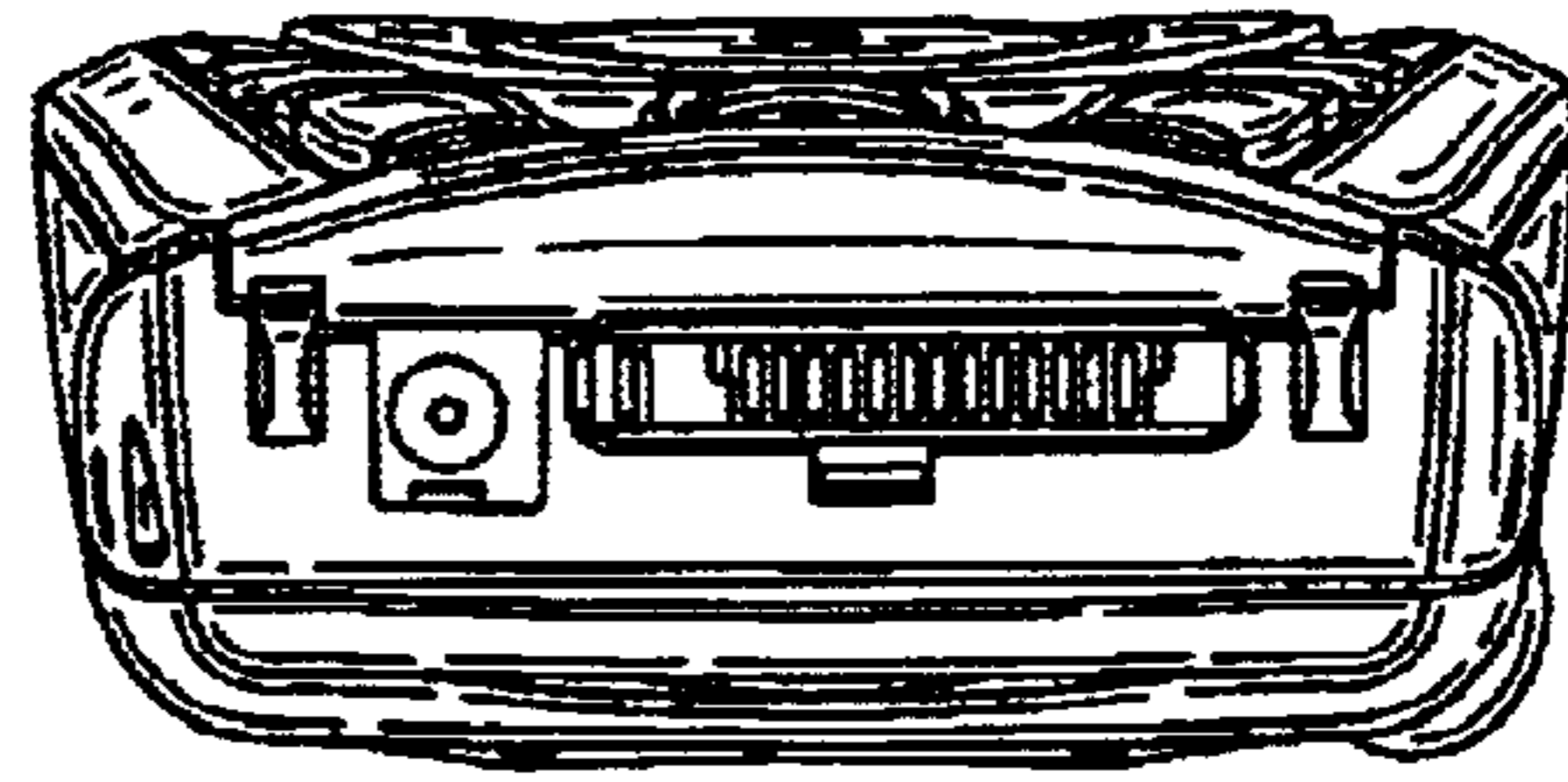


FIG. 1



FIG. 2

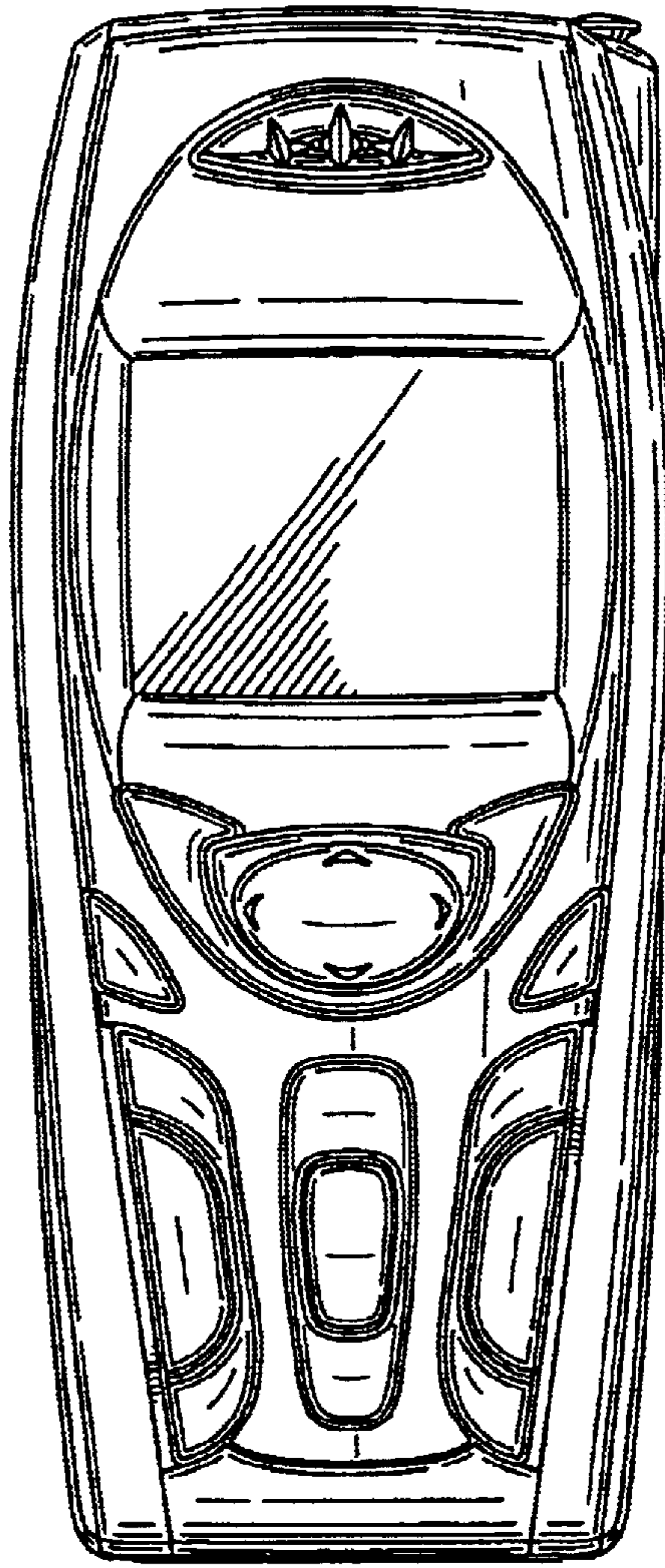


FIG. 3




FIG. 4




FIG. 5

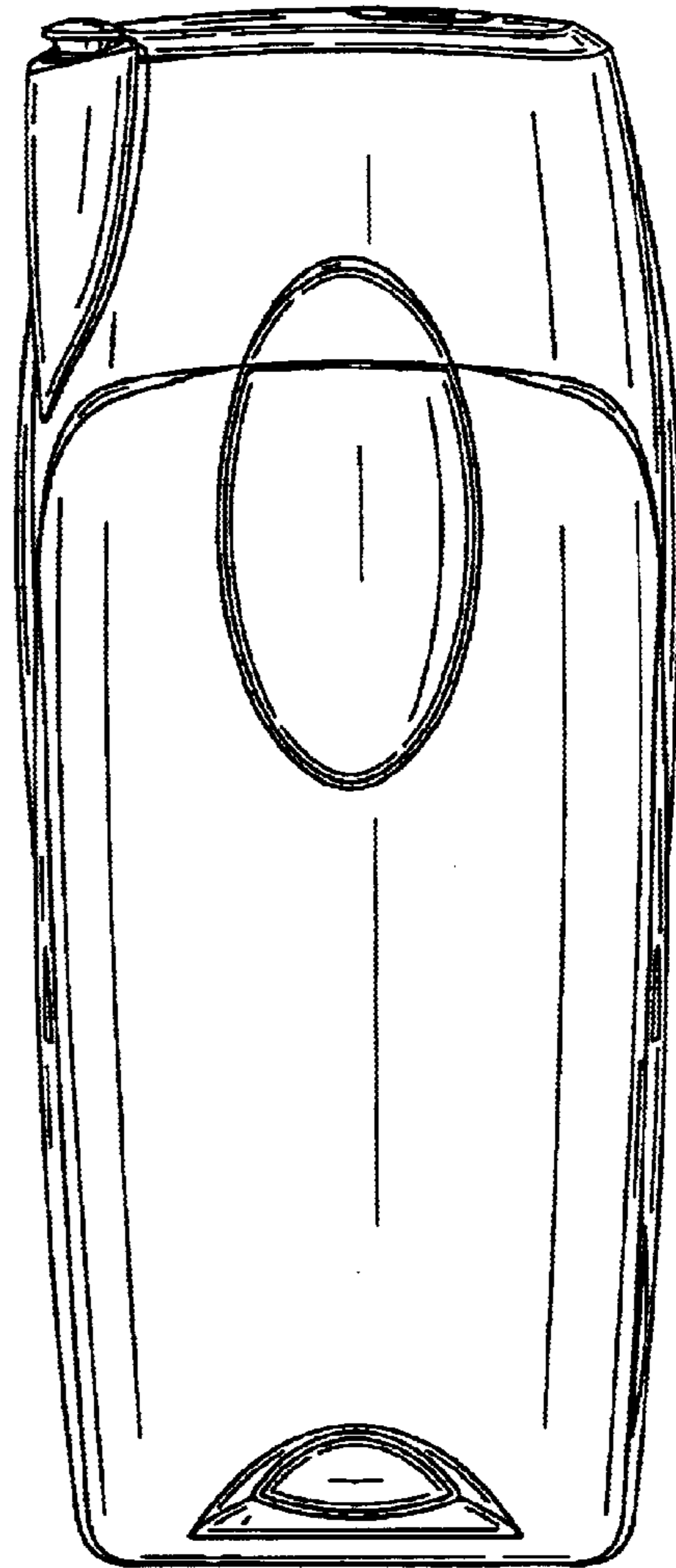


FIG. 6

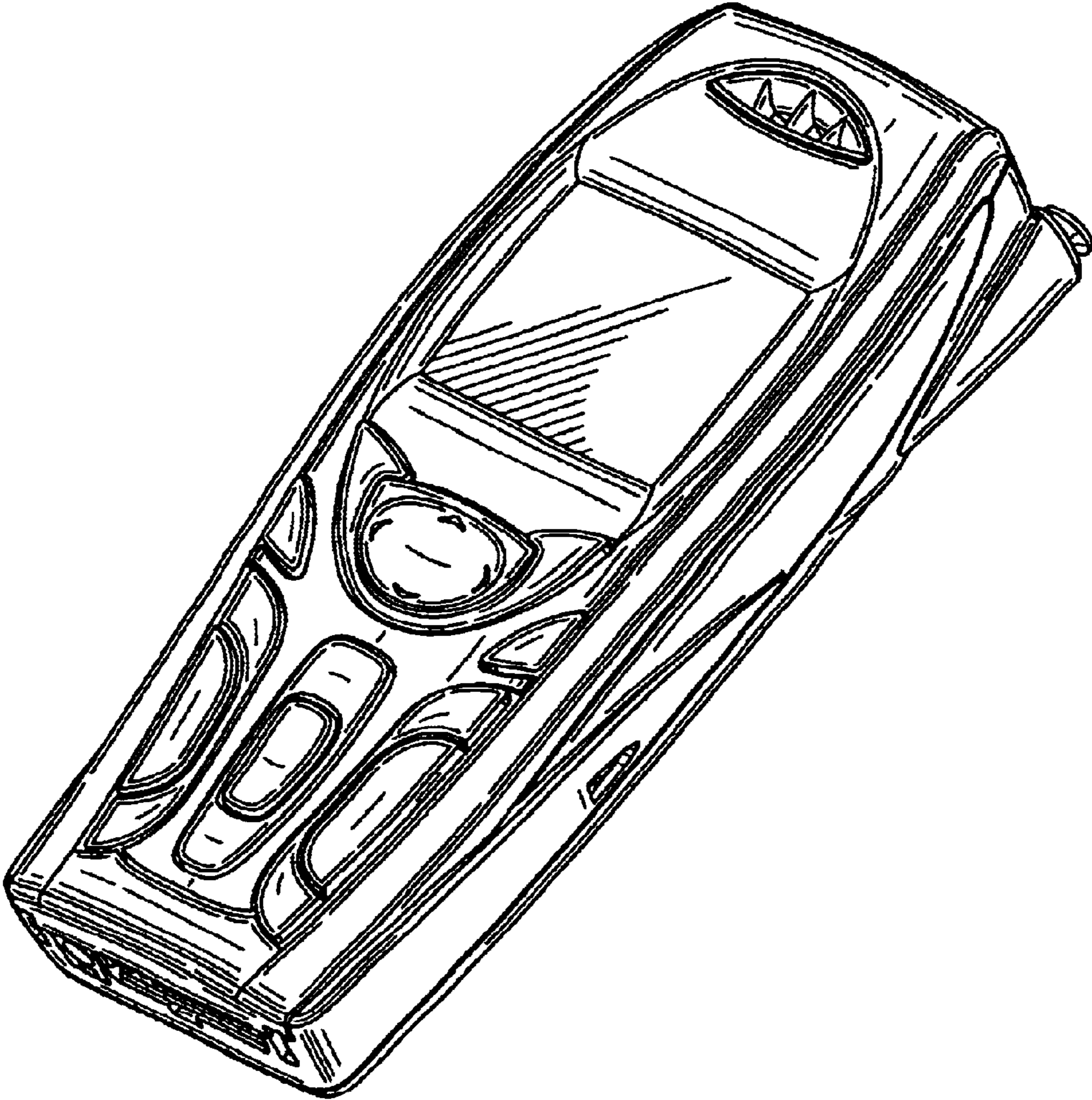


FIG. 7

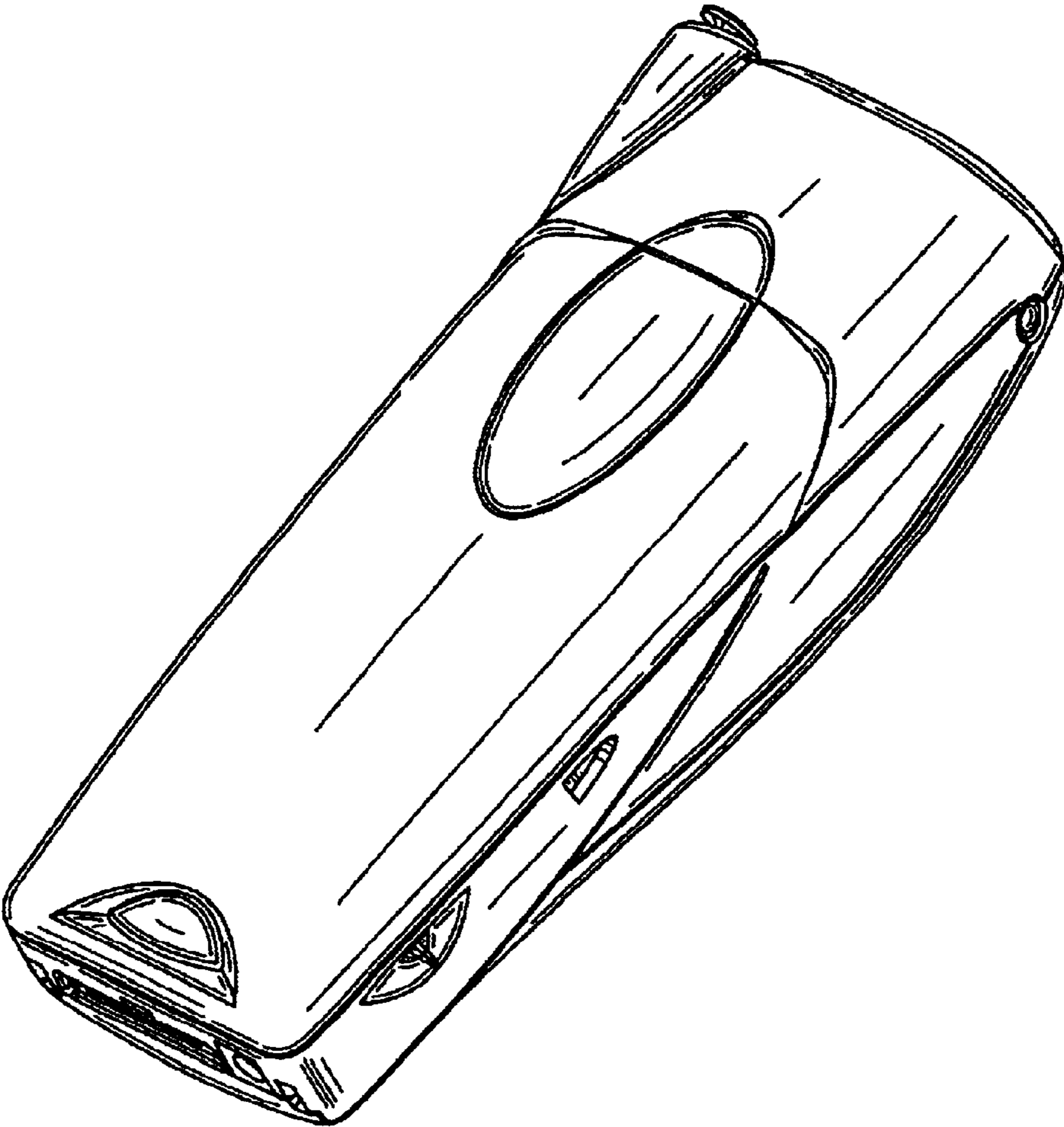


FIG. 8

UNITED STATES PATENT AND TRADEMARK OFFICE
CERTIFICATE OF CORRECTION

PATENT NO. : Des. 493,777 S
DATED : August 3, 2004
INVENTOR(S) : John-Rhys Newman et al.

Page 1 of 1

It is certified that error appears in the above-identified patent and that said Letters Patent is hereby corrected as shown below:

Title page.

Item [56], **References Cited**, FOREIGN PATENT DOCUMENTS, "WO DM/060 362"
has been replaced with -- WO DM/061 362 --.

Signed and Sealed this

Seventh Day of December, 2004

A handwritten signature in black ink on a light gray dotted background. The signature reads "Jon W. Dudas" in a cursive style.

JON W. DUDAS

Director of the United States Patent and Trademark Office