

US00D493743S1

(12) **United States Design Patent** (10) **Patent No.:** **US D493,743 S**  
**Lax** (45) **Date of Patent:** **\*\* Aug. 3, 2004**

(54) **GEM PAVILION**

(75) Inventor: **Chaim Lax**, Brooklyn, NY (US)

(73) Assignee: **Dynamic Diamond Corp.**, New York, NY (US)

(\*\*) Term: **14 Years**

(21) Appl. No.: **29/191,628**

(22) Filed: **Oct. 9, 2003**

(51) **LOC (7) Cl.** ..... **11-01**

(52) **U.S. Cl.** ..... **D11/90**

(58) **Field of Search** ..... D11/1-2, 26-29,  
D11/89-92; 63/26-28, 32

(56) **References Cited**

**U.S. PATENT DOCUMENTS**

4,020,649 A *	5/1977	Grossbard	63/32
4,118,950 A *	10/1978	Grossbard	63/32
D251,659 S *	4/1979	Grossbard	D11/90
D389,425 S *	1/1998	Rosenberg	D11/90
6,397,832 B1	6/2002	Shuto	125/30.01
6,449,985 B1	9/2002	Kejejian	63/32
D467,833 S	12/2002	Mardkha	D11/90
D484,824 S *	1/2004	Namdar	D11/90

**OTHER PUBLICATIONS**

“The Graff Cushion Cut” (visited and printed on Mar. 27, 2003), at <http://famousdiamonds.tripod.com/graffcushion-cutdiamond.html>.

“How to Buy a Diamond—The Four C’s and The Rosetta Process” (visited on Mar. 27, 2003, revised and printed on Jun. 12, 2003), at <http://www.cushette.com/howtobuy.asp>.

“The Rosetta Process and ‘Diamond Impressionism’” (visited on Mar. 27, 2003, revisited and printed on Jun. 12, 2003), at <http://www.cushette.com/index.asp>.

Lauren Lipton, *When a Carat’s Not Enough. ‘Big’ Diamonds Get Bigger As Brides Age, Compete; The Seven-Carat Upgrade*, The Wall Street Journal, May 16, 2003, pp. W1 and W6.

Kimberly Palmer, *Tiffany & Co. Branches Out Under An Alias; How Tiffany Plans to Branch Out*, The Wall Street Journal, Jul. 23, 2003, pp. B1 and B5.

Tiffany & Co., *Advertisement*, The Wall Street Journal, Sep. 15, 2003, p. A3.

\* cited by examiner

*Primary Examiner*—Ralf Seifert

(74) *Attorney, Agent, or Firm*—Fish & Neave

(57) **CLAIM**

The ornamental design for a gem pavilion, as shown and described.

**DESCRIPTION**

FIG. 1 is a bottom plan view of a gem pavilion showing my new design;

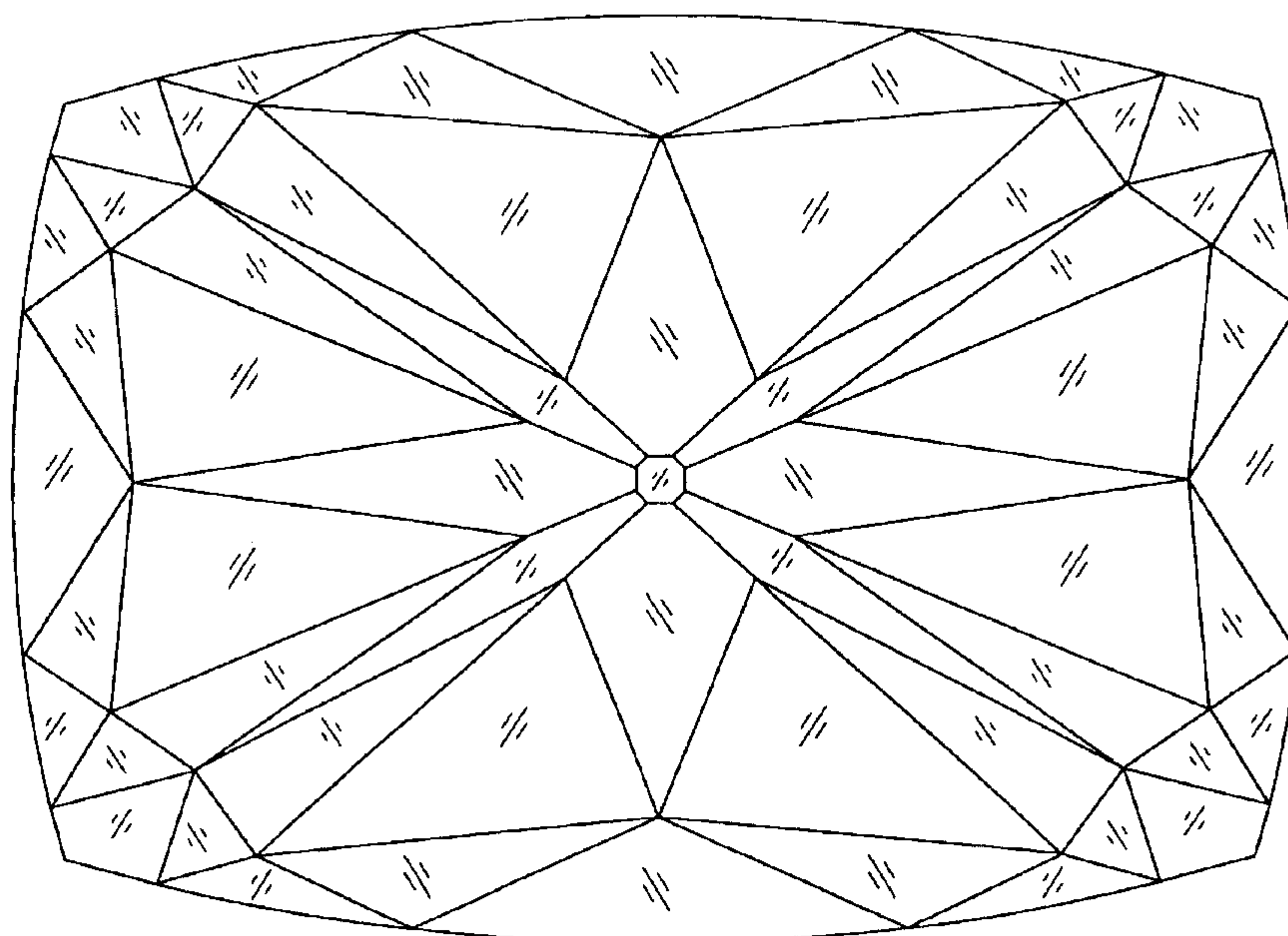
FIG. 2 is a front elevational view thereof, the rear elevational view being identical to the front elevational view;

FIG. 3 is a right side elevational view thereof, the left side elevational view being identical to the right side elevational view; and,

FIG. 4 is a front left corner elevational view thereof, the rear right corner elevational view being identical to the front left corner elevational view and the rear left and front right corner elevational views being mirror images of the front left corner elevational view.

It being understood that the broken lines are for exemplary illustrative purposes only and form no part of the claimed design.

**1 Claim, 4 Drawing Sheets**



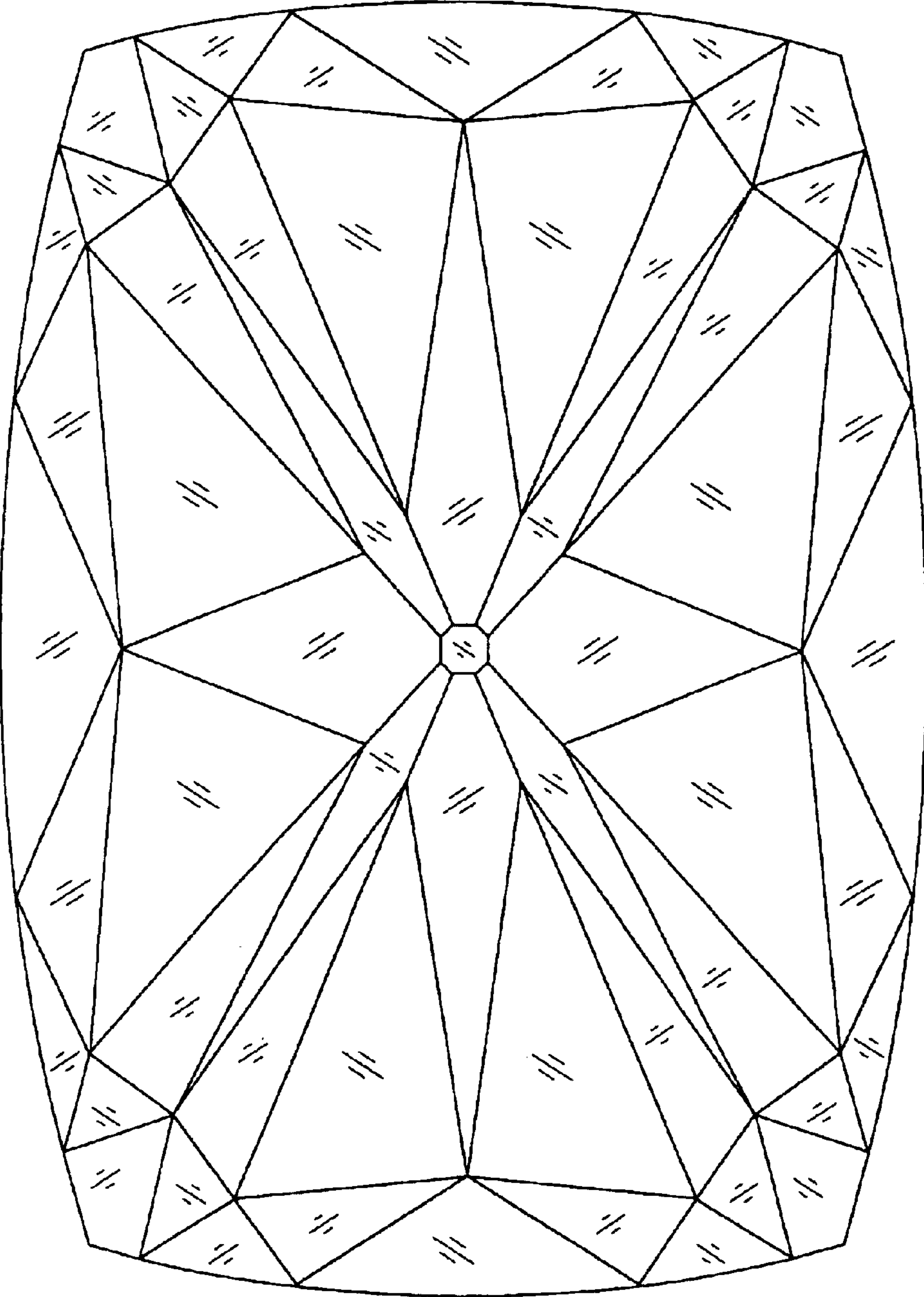


FIG. 1

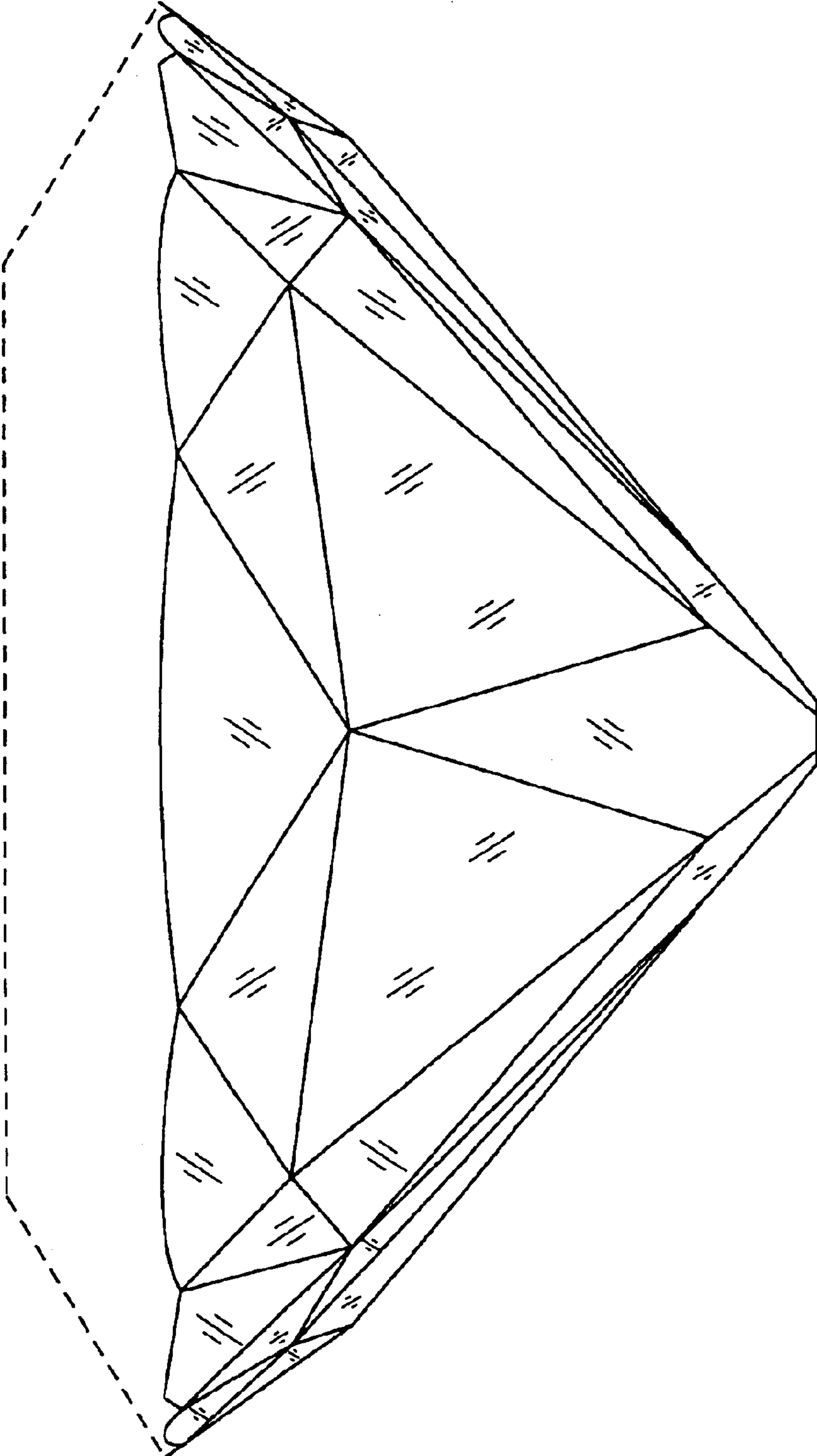


FIG. 2

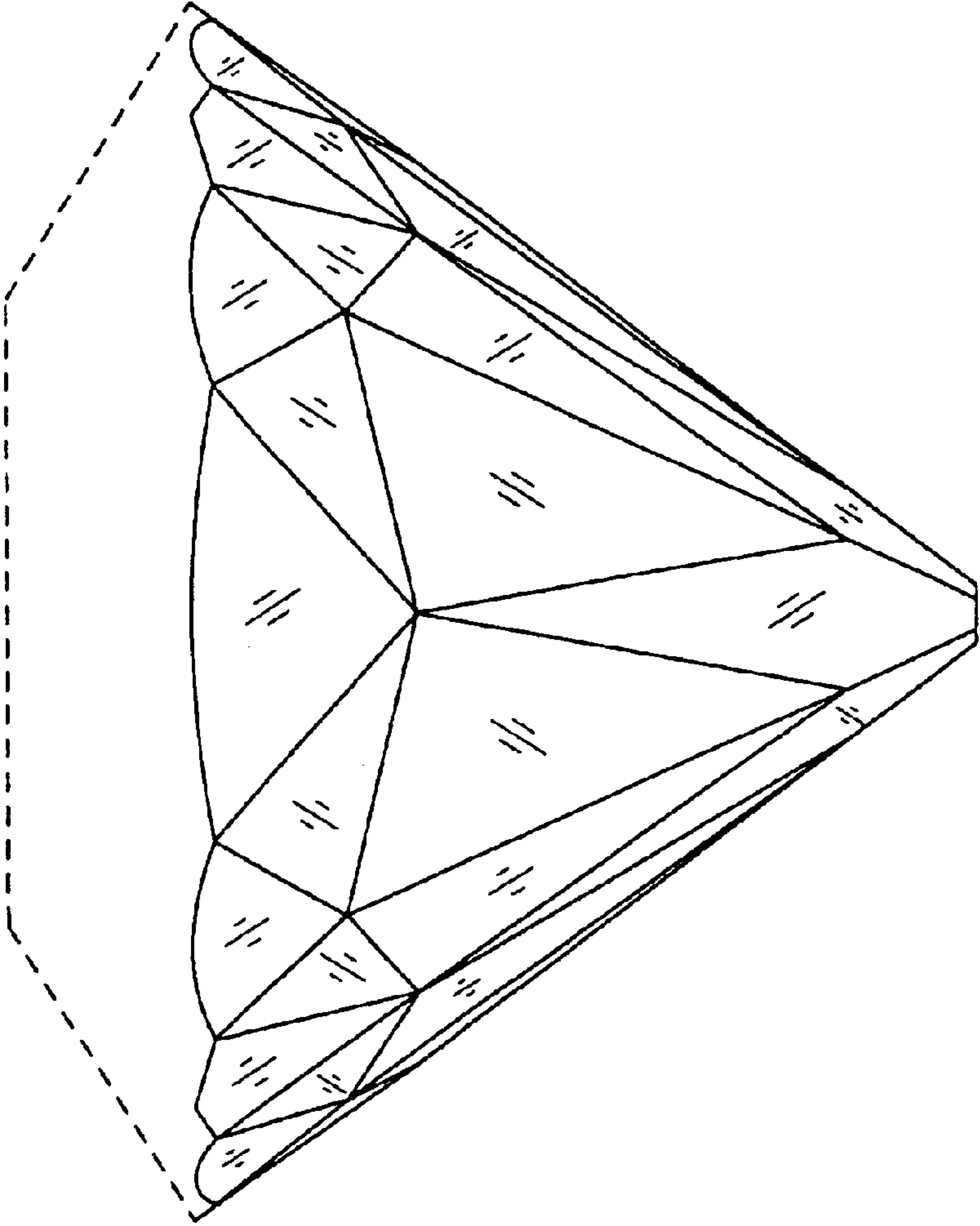


FIG. 3



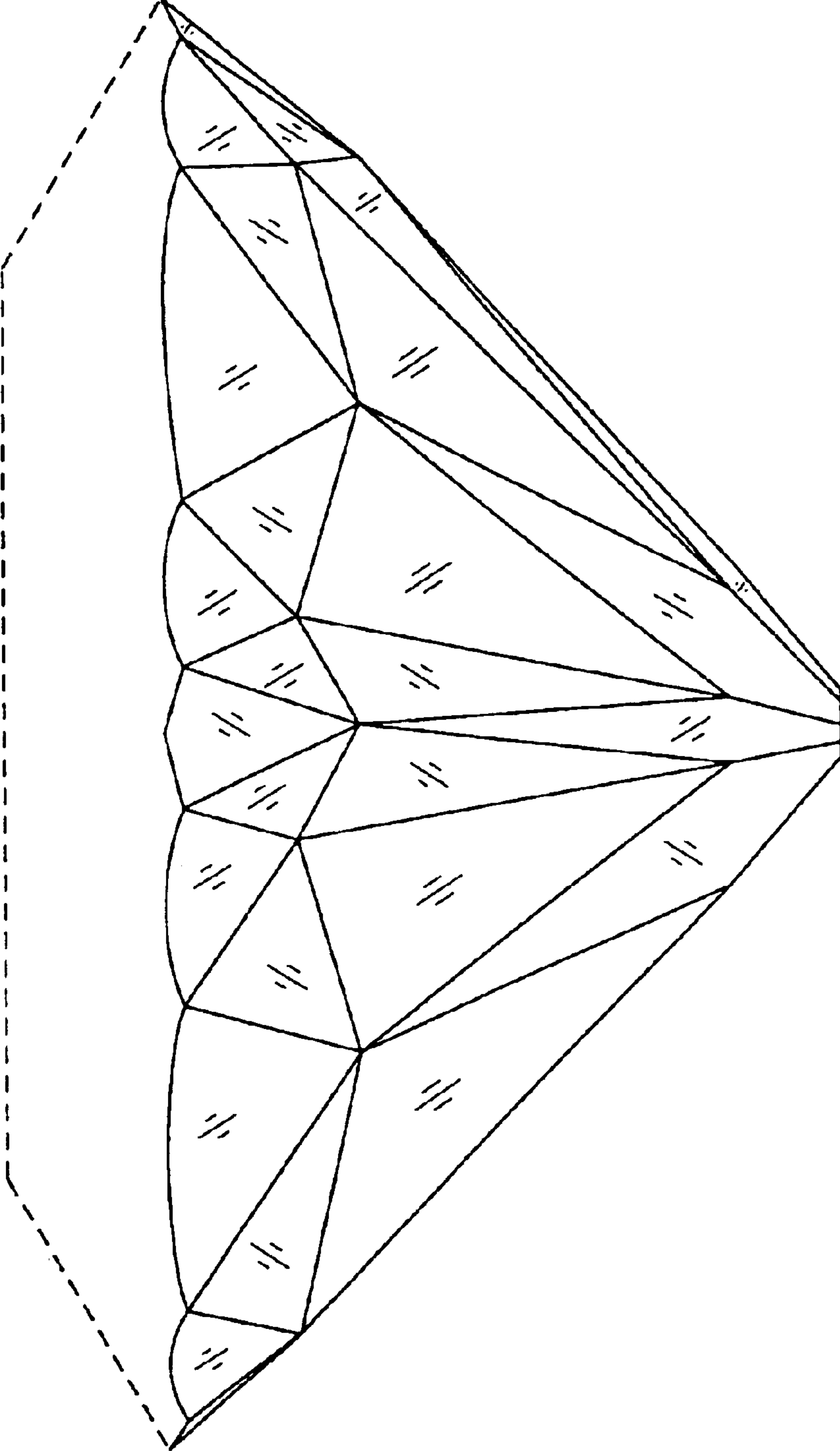


FIG. 4