

US00D493739S1

(12) **United States Design Patent** (10) **Patent No.:** **US D493,739 S**  
**Copen** (45) **Date of Patent:** **\*\* Aug. 3, 2004**

(54) **THEFT DETERRENT DEVICE**  
(75) Inventor: **Frank H. Copen**, Shreve, OH (US)  
(73) Assignee: **Alpha Security Products, Inc.**, North Canton, OH (US)  
(\*\*) Term: **14 Years**  
(21) Appl. No.: **29/179,168**  
(22) Filed: **Apr. 4, 2003**  
(51) **LOC (7) Cl.** ..... **10-05**  
(52) **U.S. Cl.** ..... **D10/104; D10/106**  
(58) **Field of Search** ..... **D10/104, 106, D10/116; 340/571, 572.7-572.9, 573.4; 70/57.1; 24/704.1**

5,764,147 A \* 6/1998 Sasagawa et al. .... 340/571  
5,767,773 A \* 6/1998 Fujiuchi et al. .... 340/571  
D409,108 S \* 5/1999 Suzuki et al. .... D10/106  
6,052,876 A \* 4/2000 Hogan et al. .... 24/704.1  
D427,929 S \* 7/2000 Sayegh ..... D10/104  
6,128,932 A \* 10/2000 Mainetti et al. .... 70/57.1  
6,177,869 B1 \* 1/2001 McDaid ..... 340/568.1  
6,420,971 B1 \* 7/2002 Leck et al. .... 340/542  
6,449,991 B1 \* 9/2002 Hogan ..... 70/57.1  
D466,037 S \* 11/2002 Huehner et al. .... D10/104  
D466,426 S \* 12/2002 Proulx et al. .... D10/104  
D466,427 S \* 12/2002 Huehner et al. .... D10/104  
D478,829 S \* 8/2003 Yang et al. .... D10/104  
6,624,753 B2 \* 9/2003 Elston ..... 340/572.8

\* cited by examiner

*Primary Examiner*—Jeffrey Asch  
(74) *Attorney, Agent, or Firm*—Sand & Sebolt

(56) **References Cited**

**U.S. PATENT DOCUMENTS**

D242,333 S \* 11/1976 Wise ..... D10/106  
4,500,124 A \* 2/1985 Swift ..... 292/318  
4,893,853 A \* 1/1990 Guiler ..... 292/320  
5,068,643 A \* 11/1991 Yashina ..... 340/571  
D343,135 S \* 1/1994 Witzky et al. .... D10/106  
D343,368 S \* 1/1994 Witzky et al. .... D10/106  
5,337,459 A \* 8/1994 Hogan ..... 24/136 A  
5,421,177 A \* 6/1995 Sieber et al. .... 70/57.1  
D364,162 S \* 11/1995 Dagan ..... D14/188  
5,570,080 A \* 10/1996 Inoue et al. .... 340/571  
5,589,819 A \* 12/1996 Takeda ..... 340/571  
5,610,587 A \* 3/1997 Fujiuchi et al. .... 340/568.2  
D383,991 S \* 9/1997 Leyden et al. .... D10/104

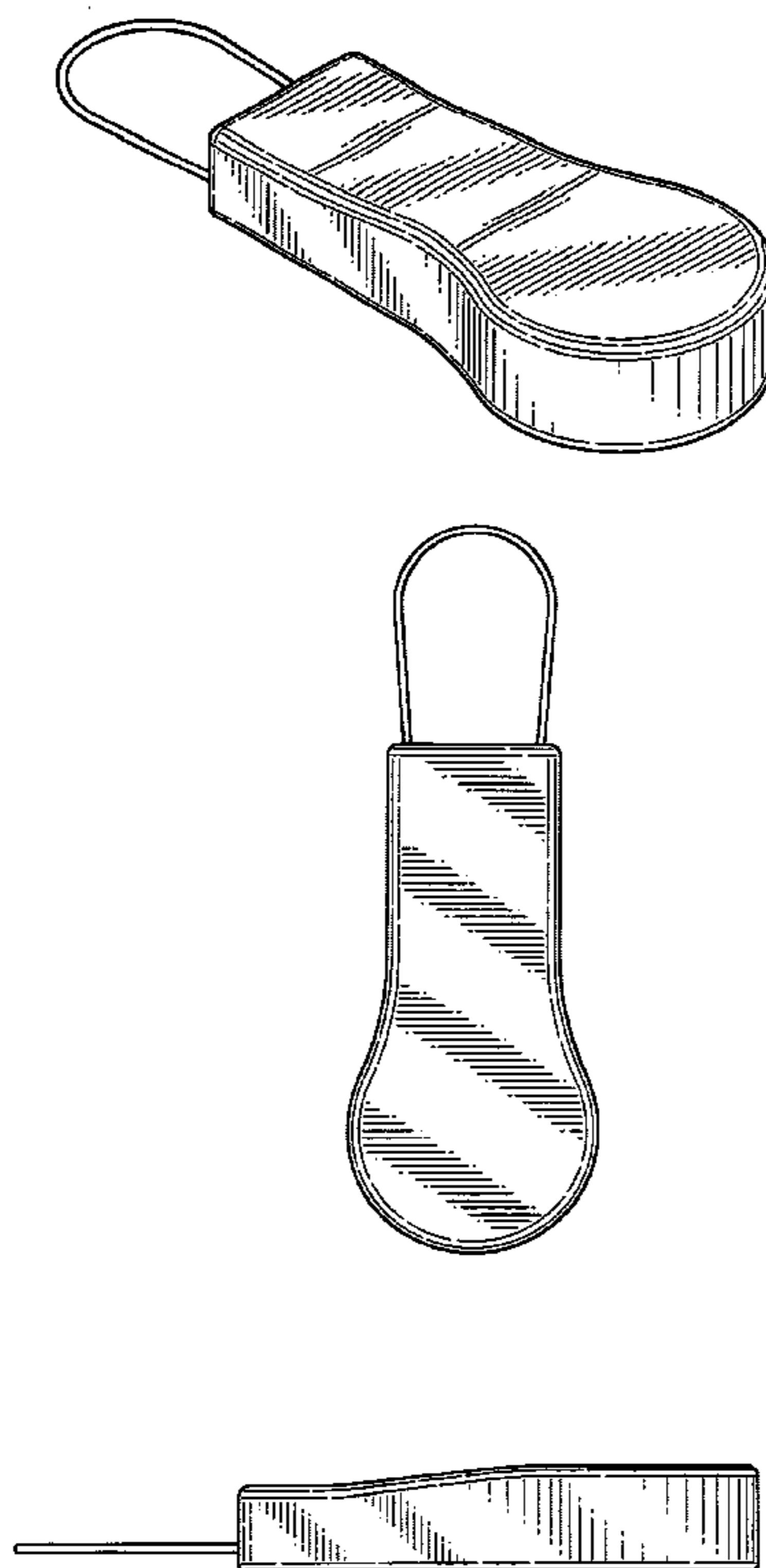
(57) **CLAIM**

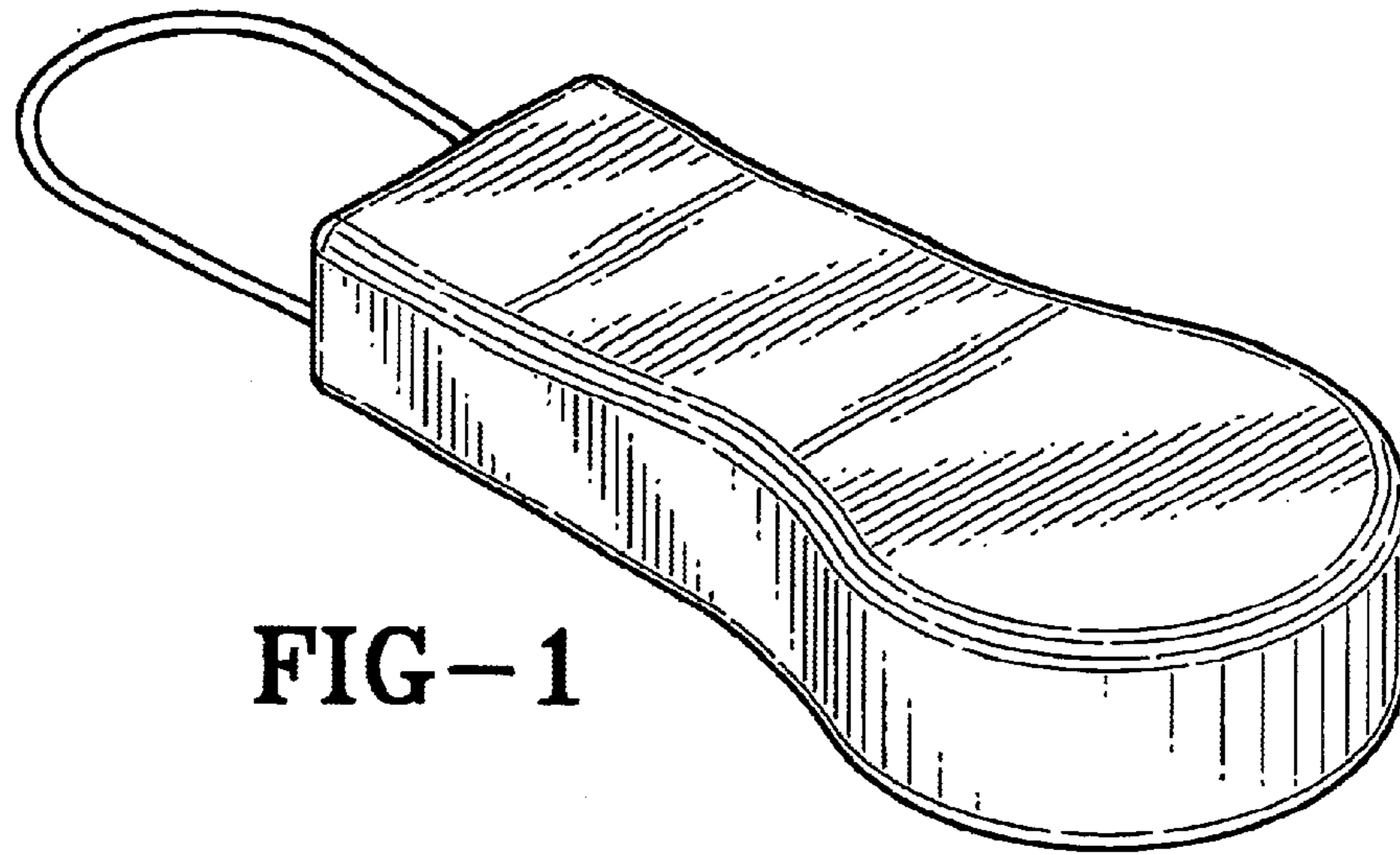
The ornamental design for a theft deterrent device, as shown and described.

**DESCRIPTION**

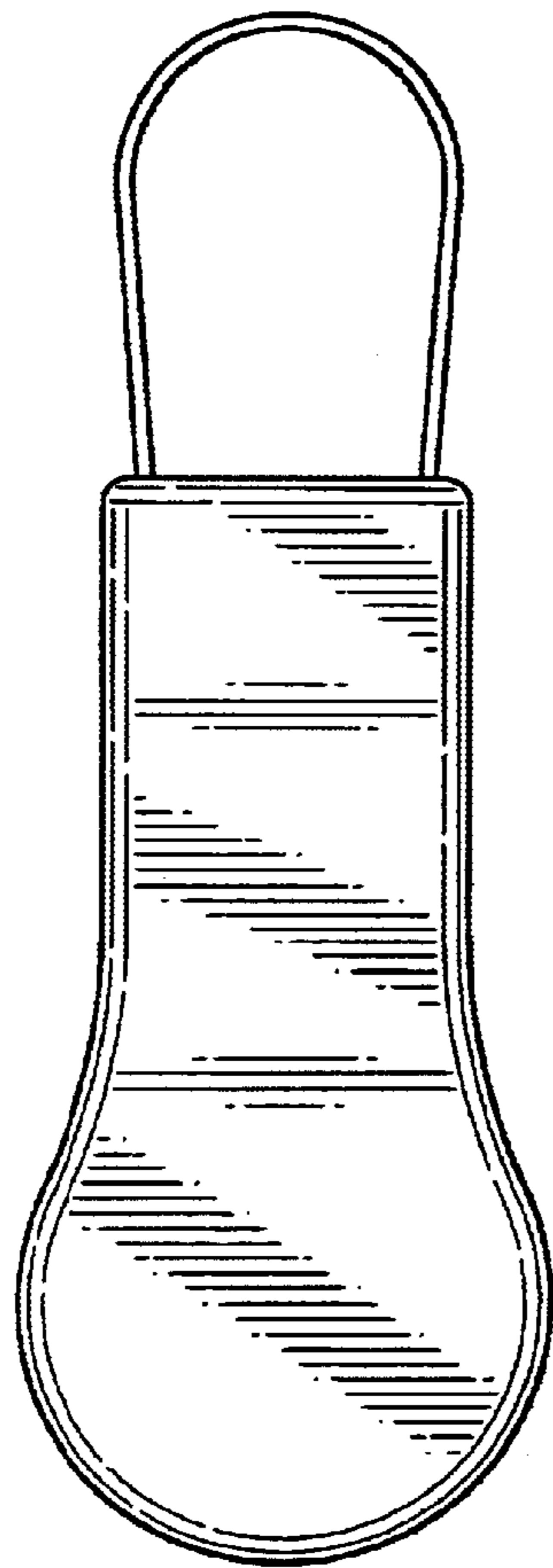
FIG. 1 is a perspective view of the theft deterrent device of the present invention.  
FIG. 2 is a top plan view of FIG. 1.  
FIG. 3 is a bottom plan view of FIG. 1.  
FIG. 4 is a rear elevation view of FIG. 1.  
FIG. 5 is a front elevation view of FIG. 1.  
FIG. 6 is a left side elevation view of FIG. 1; and,  
FIG. 7 is a right side elevation view of FIG. 1.

**1 Claim, 2 Drawing Sheets**

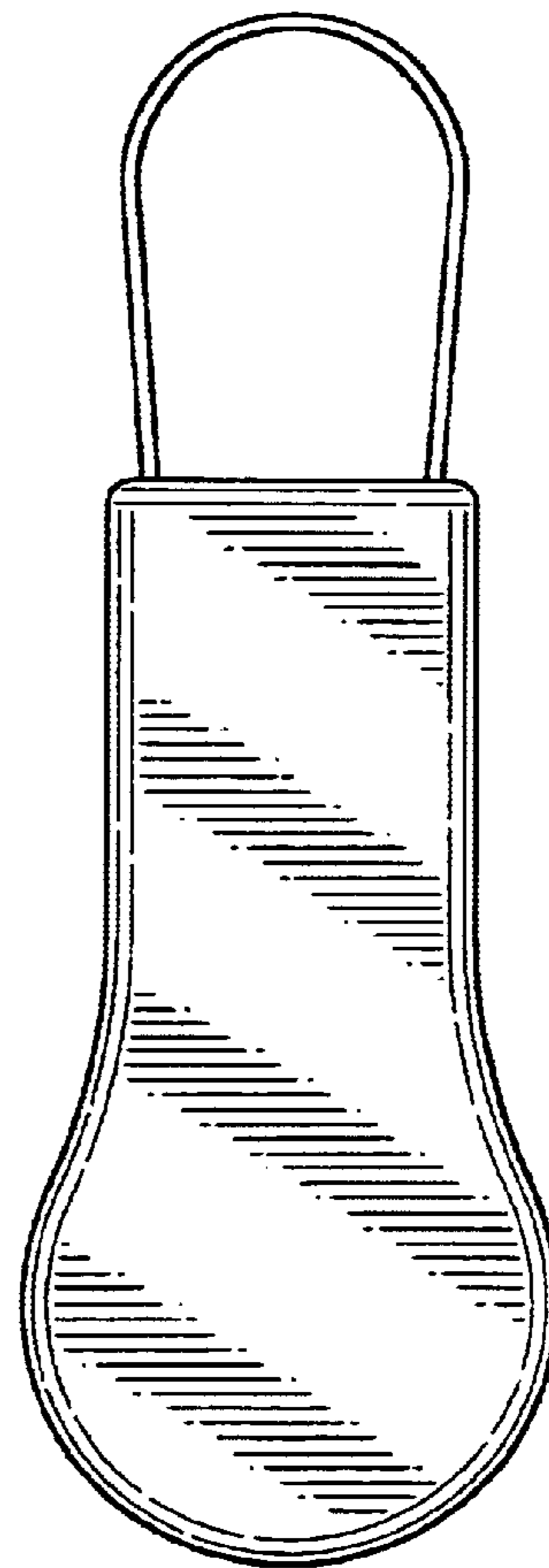




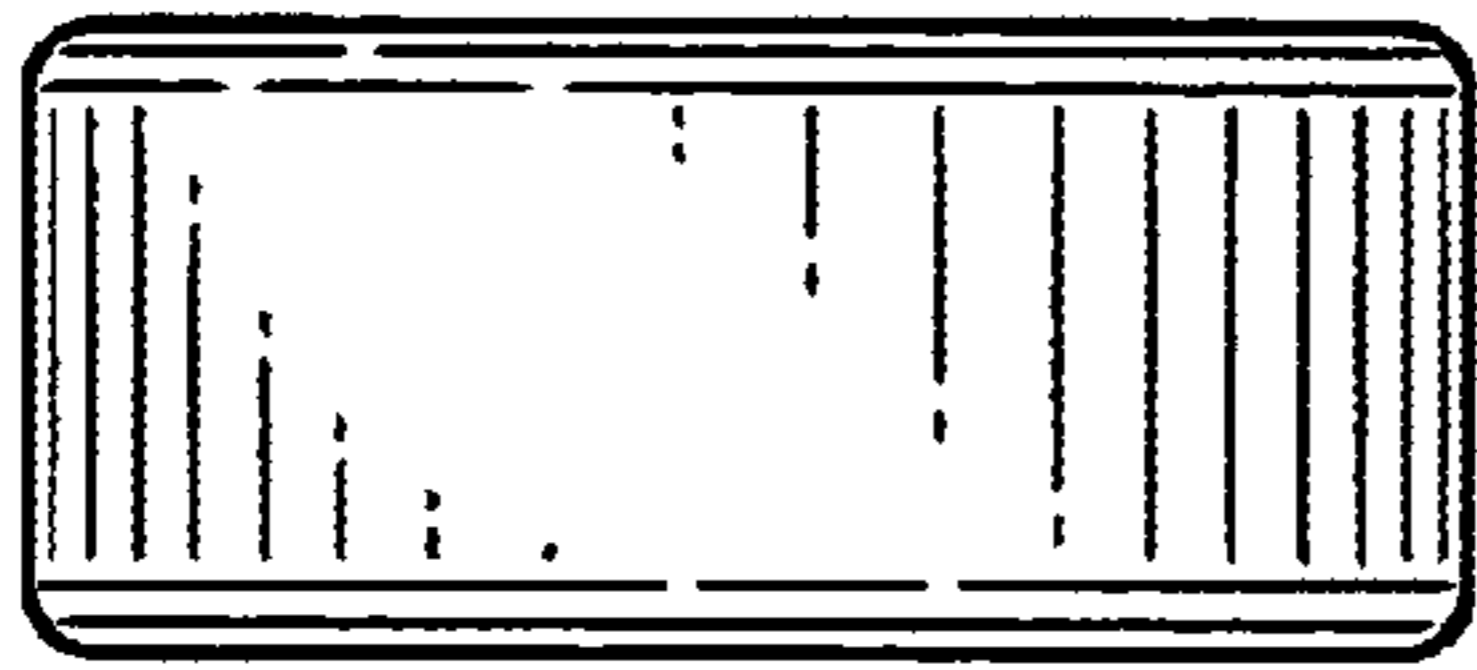
**FIG-1**




**FIG-2**



**FIG-3**



**FIG-4**



**FIG-5**



**FIG-6**



**FIG-7**