

US00D493735S1

(12) **United States Design Patent**  
**Shapiro**

(10) **Patent No.:** **US D493,735 S**

(45) **Date of Patent:** **\*\* Aug. 3, 2004**

(54) **RULER**

4,951,397 A \* 8/1990 Durio ..... 33/494

(75) **Inventor:** **David Shapiro**, Chicago, IL (US)

\* cited by examiner

(73) **Assignee:** **It's Academic Of Illinois, Inc.**,  
Northbrook, IL (US)

*Primary Examiner*—Lucy Lieberman

(74) *Attorney, Agent, or Firm*—Wood, Phillips, Katz, Clark  
& Mortimer

(\*\*) **Term:** **14 Years**

(57) **CLAIM**

(21) **Appl. No.:** **29/192,556**

The ornamental design for a ruler, substantially as shown  
and described.

(22) **Filed:** **Oct. 27, 2003**

**DESCRIPTION**

(51) **LOC (7) Cl.** ..... **10-04**

(52) **U.S. Cl.** ..... **D10/71**

(58) **Field of Search** ..... D10/71; 33/483-494

FIG. 1 is a perspective view of a ruler showing my new  
design;

FIG. 2 is a top plan view thereof;

FIG. 3 is a bottom plan view thereof;

FIG. 4 is a rear elevational view thereof;

FIG. 5 is a front elevational view thereof;

FIG. 6 is a right side elevational view thereof; and,

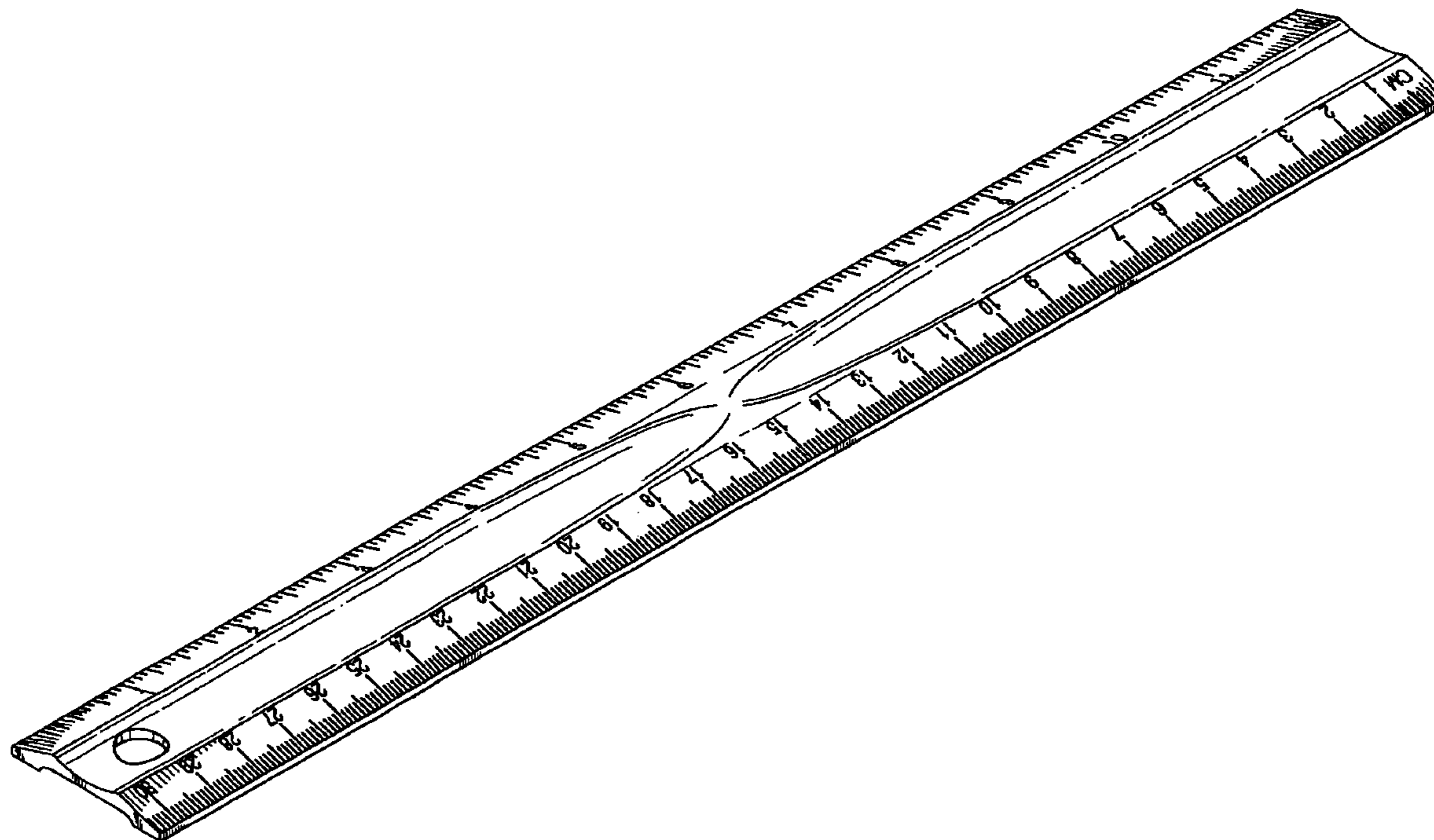
FIG. 7 is a left side elevational view thereof.

(56) **References Cited**

**U.S. PATENT DOCUMENTS**

- 854,325 A \* 5/1907 Belcher ..... 33/489
- D158,145 S \* 4/1950 Staas ..... D10/71
- 2,543,476 A \* 2/1951 Southern ..... 33/484
- D169,226 S \* 3/1953 Sandberg ..... D10/71
- D187,387 S \* 3/1960 Harley ..... D10/71

**1 Claim, 2 Drawing Sheets**



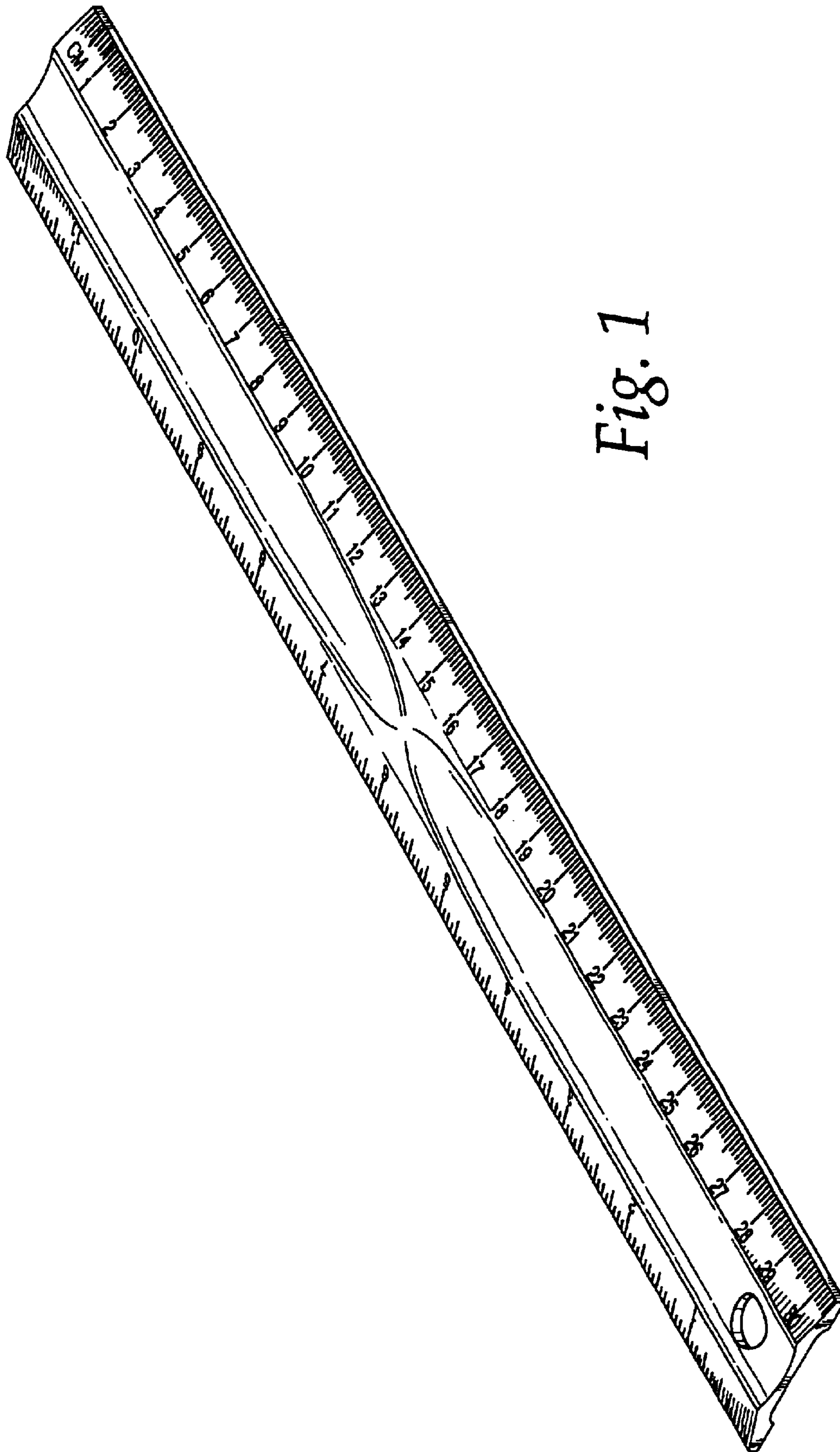


Fig. 1

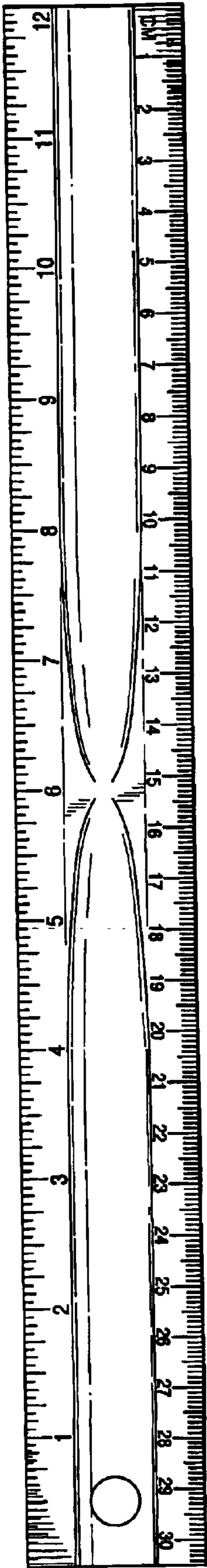


Fig. 2

Fig. 3

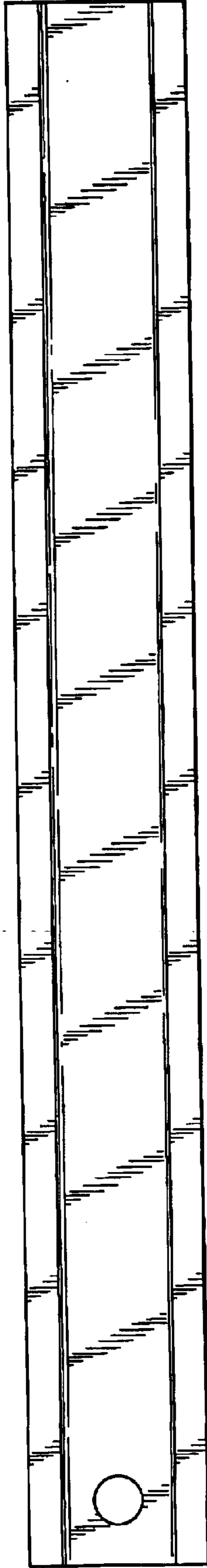


Fig. 4

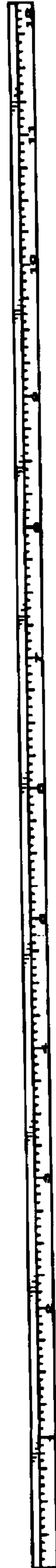


Fig. 5

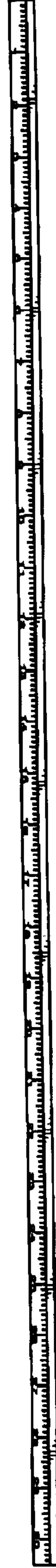


Fig. 6



Fig. 7