

US00D493732S1

(12) **United States Design Patent** (10) **Patent No.:** **US D493,732 S**
Youdelman (45) **Date of Patent:** **** Aug. 3, 2004**

(54) **PLANT THIRST INDICATOR**

(76) Inventor: **Myrna Youdelman**, 7 Tennyson St.,
Hartsdale, NY (US) 10530

(**) Term: **14 Years**

(21) Appl. No.: **29/188,054**

(22) Filed: **Aug. 12, 2003**

(51) **LOC (7) Cl.** **10-09**

(52) **U.S. Cl.** **D10/56**

(58) **Field of Search** D10/56; 73/73;
47/67; 116/200, 227, 296, 303, DIG. 32;
248/333

(56) **References Cited**

U.S. PATENT DOCUMENTS

2,929,241	A	*	3/1960	Gebhart	73/73
3,117,442	A	*	1/1964	Brooks	73/73
3,967,578	A	*	7/1976	Gallo	116/296
4,020,785	A	*	5/1977	Palmer	116/200
5,315,784	A	*	5/1994	Henehan	47/67
5,421,122	A	*	6/1995	Hyndman	47/48.5
5,802,764	A	*	9/1998	Nucci	47/67

* cited by examiner

Primary Examiner—Antoine D. Davis
(74) *Attorney, Agent, or Firm*—Rodman & Rodman

(57) **CLAIM**

The ornamental design for the plant thirst indicator, as shown and described.

DESCRIPTION

FIG. 1 is a perspective view of the plant thirst indicator incorporating my new design and indicating a fully watered plant;

FIG. 2 is a front view thereof;

FIG. 3 is a side view thereof, the opposite side being symmetrical to the side shown;

FIG. 4 is a top view thereof;

FIG. 5 is a bottom view thereof;

FIG. 6 is a rear view thereof; and;

FIG. 7 is a front view thereof indicating when a plant needs watering.

The broken line showing is for illustrative purposes only and forms no part of the claimed design.

1 Claim, 3 Drawing Sheets




FIG. 1

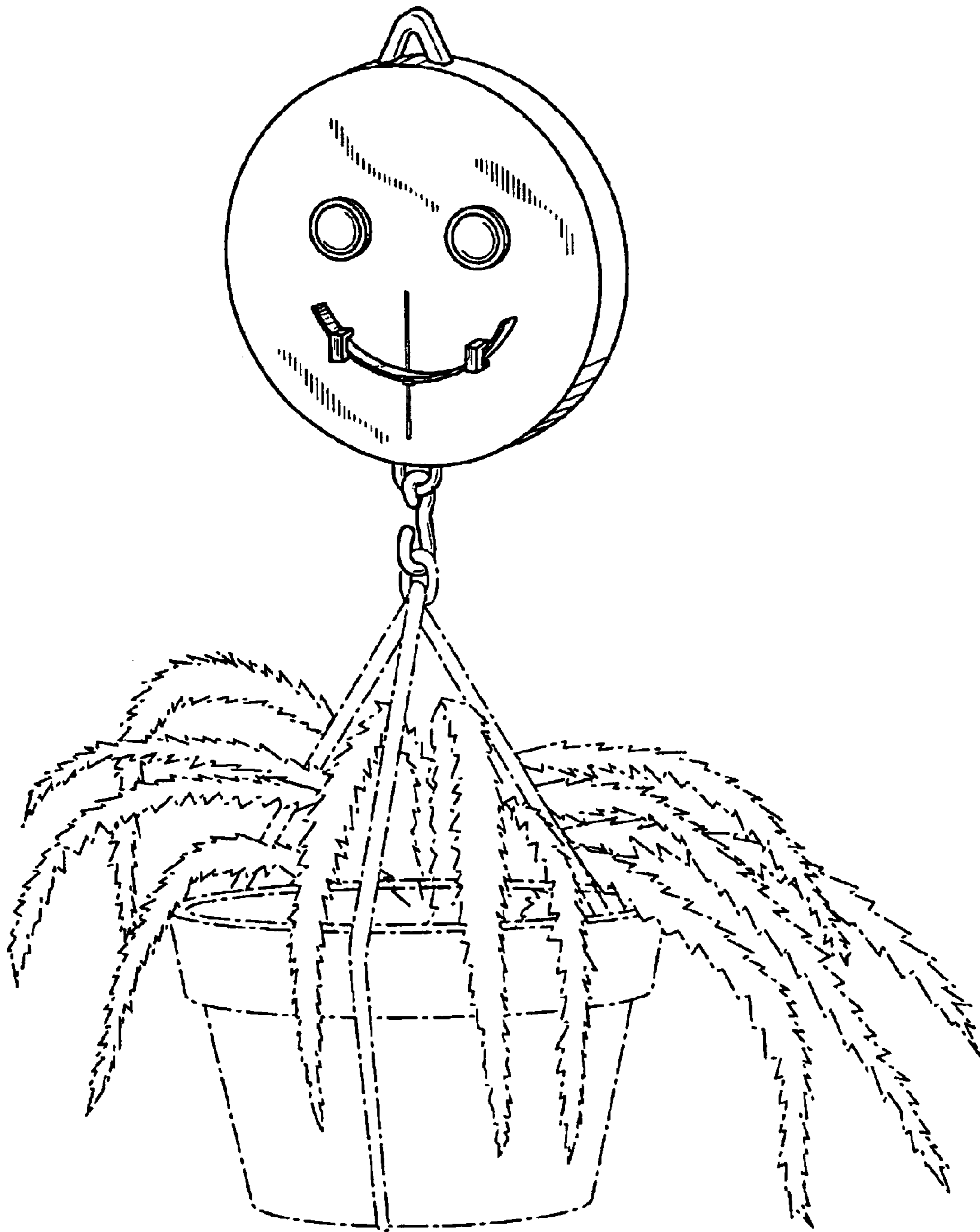


FIG. 2

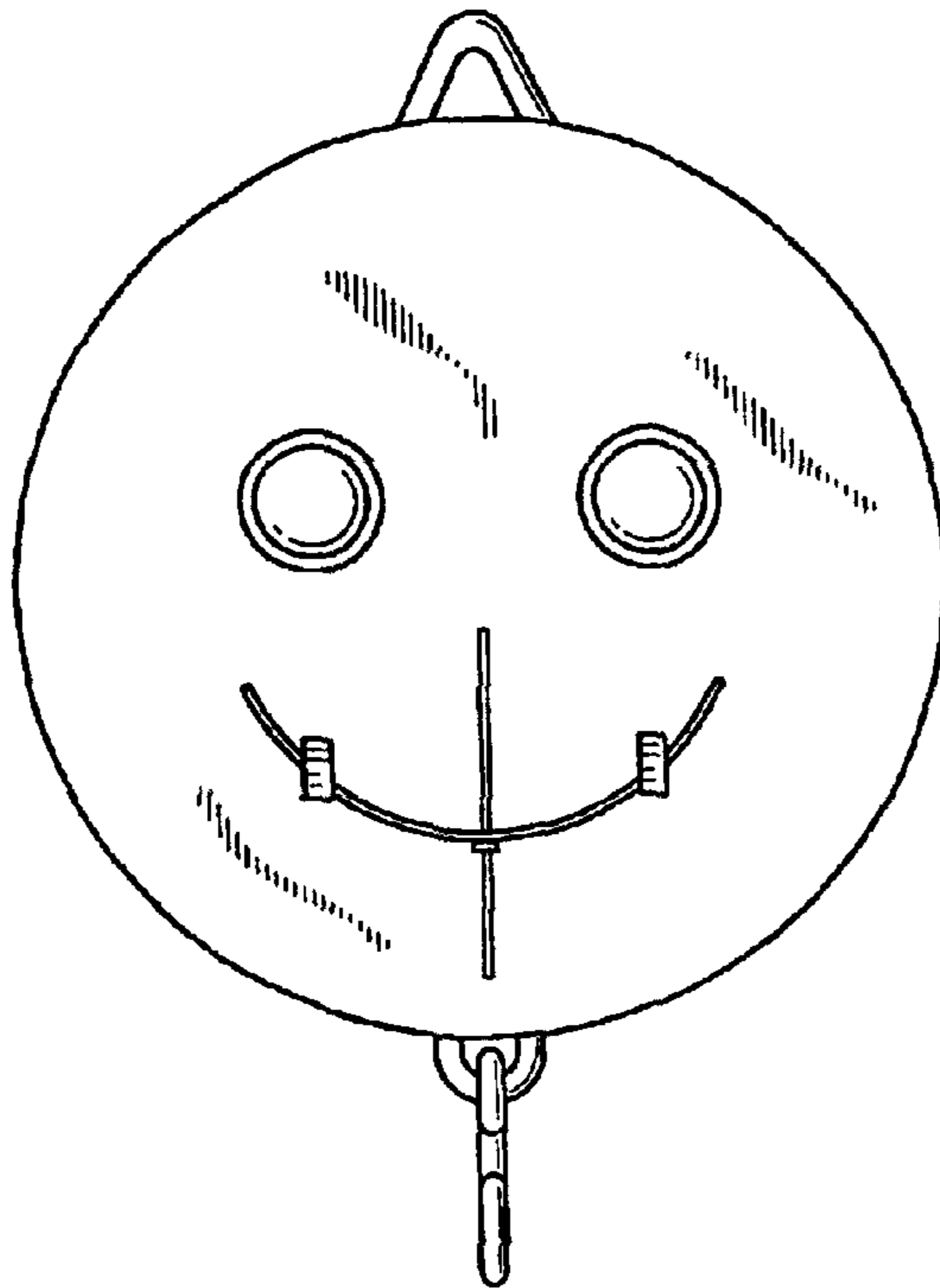


FIG. 3

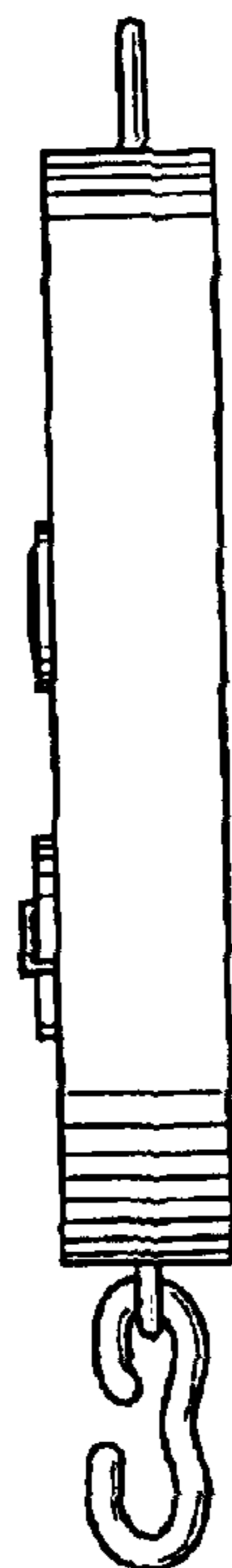


FIG. 4

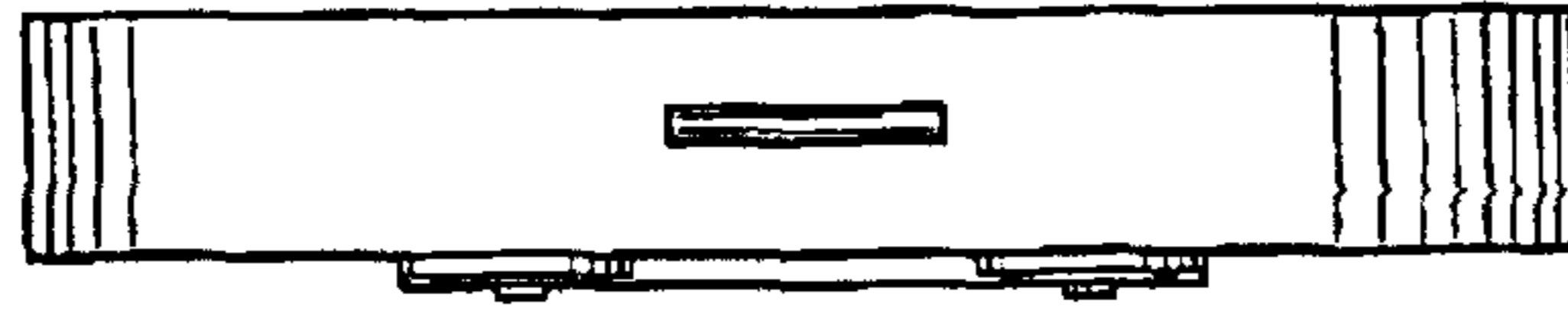


FIG. 5

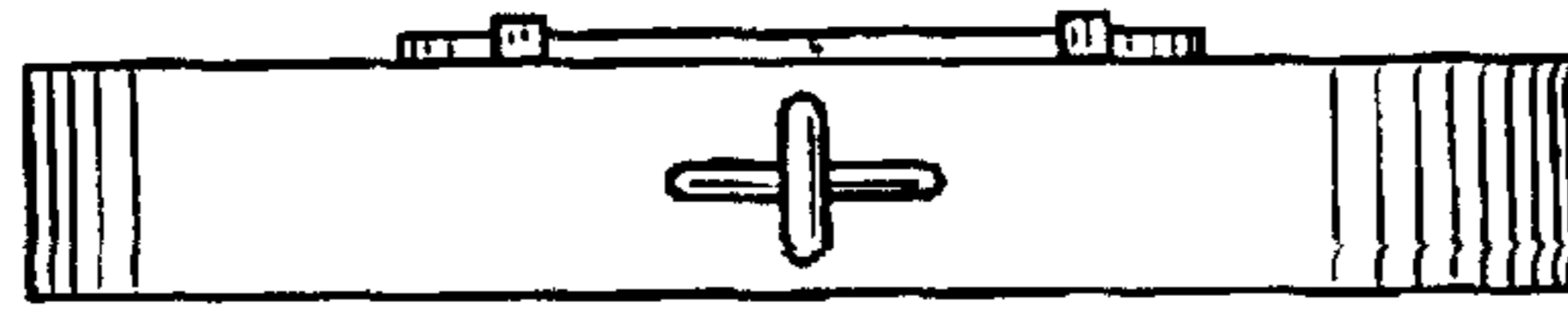


FIG. 6

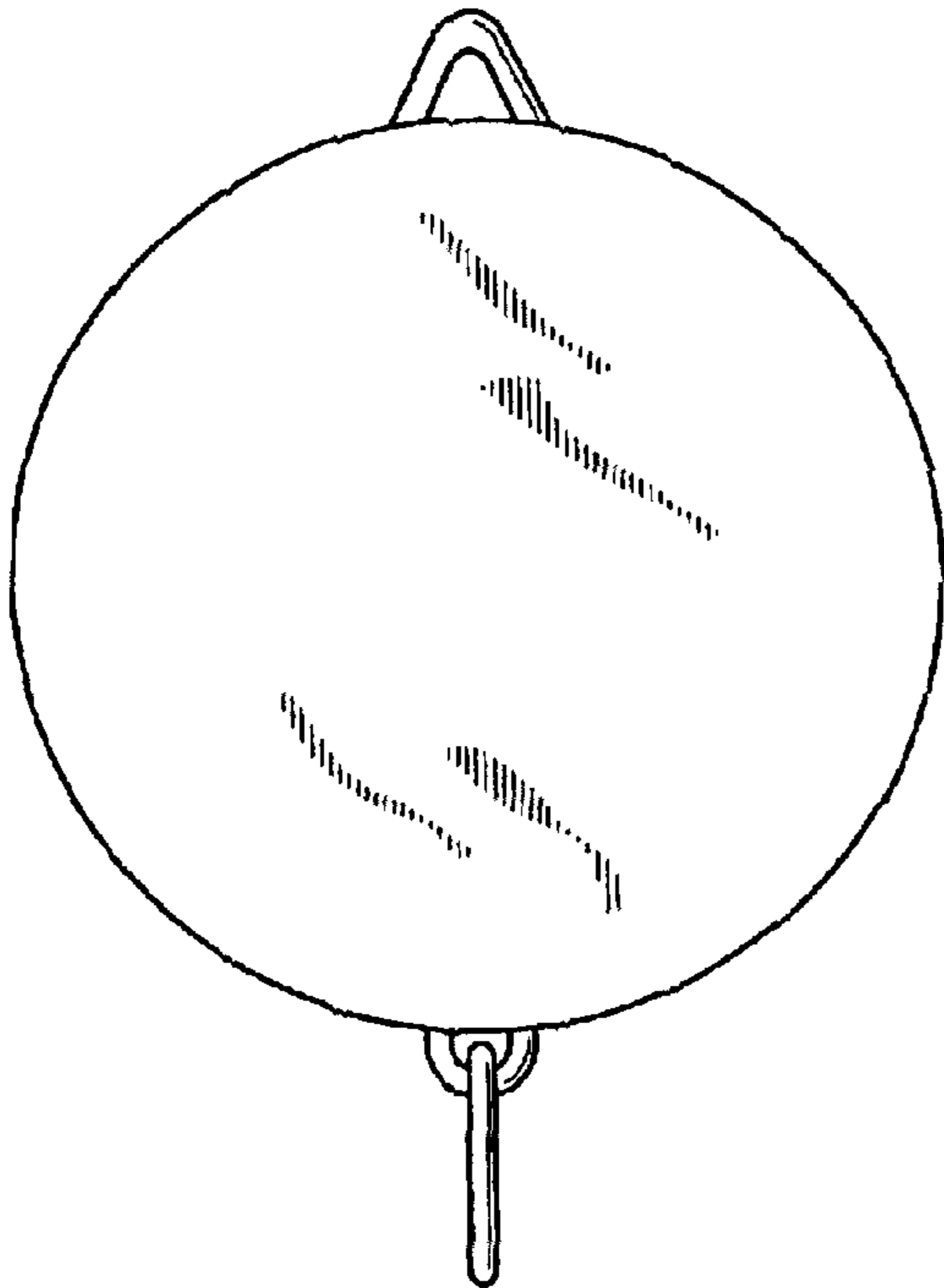


FIG. 7

