

US00D493731S1

(12) **United States Design Patent**  
**Roden**

(10) **Patent No.:** **US D493,731 S**

(45) **Date of Patent:** **\*\* Aug. 3, 2004**

(54) **WRISTWATCH**

(75) **Inventor:** **Gérald Roden, Geneva (CH)**

(73) **Assignee:** **Daniel Roth et Gérald Genta Haute Horlogerie SA, Meyrin (CH)**

(\*\*) **Term:** **14 Years**

(21) **Appl. No.:** **29/194,093**

(22) **Filed:** **Nov. 20, 2003**

(30) **Foreign Application Priority Data**

May 21, 2003 (WO) ..... DMA/006 064

(51) **LOC (7) Cl.** ..... **10-02**

(52) **U.S. Cl.** ..... **D10/32**

(58) **Field of Search** ..... D10/1-40, 122-132;  
368/276-277, 281-282, 285; D11/3-25;  
63/1.1, 3, 5, 11; 224/164, 168, 178

(56) **References Cited**

**U.S. PATENT DOCUMENTS**

D16,045 S \* 4/1885 Kling ..... D10/126  
2,229,979 A \* 1/1941 Kramer ..... 368/291

D140,276 S \* 2/1945 Moses ..... D10/67  
D315,688 S \* 3/1991 Dyer ..... D10/38  
D320,947 S \* 10/1991 Goto ..... D10/39  
D325,875 S \* 5/1992 Phillips ..... D10/22  
D339,532 S \* 9/1993 Frappe ..... D10/39  
D398,545 S \* 9/1998 Wallace ..... D10/39

\* cited by examiner

*Primary Examiner*—Nelson C. Holtje

(74) *Attorney, Agent, or Firm*—Sughrue Mion, PLLC

(57) **CLAIM**

The ornamental design for a wristwatch, as shown.

**DESCRIPTION**

FIG. 1 is a perspective view of the top, front and right side of a wristwatch showing my new design;  
FIG. 2 is a front view thereof;  
FIG. 3 is a rear view thereof;  
FIG. 4 is a right side view thereof;  
FIG. 5 is a left side view thereof;  
FIG. 6 is a top view thereof; and,  
FIG. 7 is a bottom view thereof.

**1 Claim, 2 Drawing Sheets**






FIG. 1



FIG. 2




FIG. 3






FIG. 4




FIG. 6




FIG. 5




FIG. 7

