

US00D493729S1

(12) **United States Design Patent**
Monachon

(10) **Patent No.:** **US D493,729 S**

(45) **Date of Patent:** **** Aug. 3, 2004**

(54) **WRISTWATCH**

(75) **Inventor:** **Jean-Claude Monachon, Les**
Vieux-Prés (CH)

(73) **Assignee:** **Omega SA, Bienne (CH)**

(**) **Term:** **14 Years**

(21) **Appl. No.:** **29/193,310**

(22) **Filed:** **Nov. 7, 2003**

Related U.S. Application Data

(62) Division of application No. 29/168,385, filed on Sep. 30, 2002, now Pat. No. Des. 487,229.

(30) **Foreign Application Priority Data**

Mar. 28, 2002 (WO) DM/059 429

(51) **LOC (7) Cl.** **10-02**

(52) **U.S. Cl.** **D10/32**

(58) **Field of Search** D10/1-40, 122-132;
368/276-277, 281-282, 285; D11/3-25;
63/1.1, 3, 5, 11; 224/164, 168, 178

(56) **References Cited**

U.S. PATENT DOCUMENTS

D264,945 S * 6/1982 Pennell D10/32

D361,529 S * 8/1995 Sakai et al. D10/39
D409,097 S * 5/1999 Monachon D10/32
D444,078 S * 6/2001 Strasser D10/39
D447,065 S * 8/2001 Baumann D10/39
D454,797 S * 3/2002 Dubarry D10/30
D474,118 S * 5/2003 Monachon D10/32
D487,229 S * 3/2004 Monachon D10/32

* cited by examiner

Primary Examiner—Nelson C. Holtje

(74) *Attorney, Agent, or Firm*—Collen IP; Donald J. Ranft

(57) **CLAIM**

The ornamental design for a wristwatch, as shown and described.

DESCRIPTION

FIG. 1 is a front view of my new and ornamental design for a wristwatch.

FIG. 2 is a back view thereof;

FIG. 3 is a right view thereof;

FIG. 4 is a left side view thereof;

FIG. 5 is a top view thereof;

FIG. 6 is a bottom view thereof; and,

FIG. 7 perspective view thereof.

1 Claim, 3 Drawing Sheets






Figure 1




Figure 2




Figure 3



Figure 4




Figure 5



Figure 6

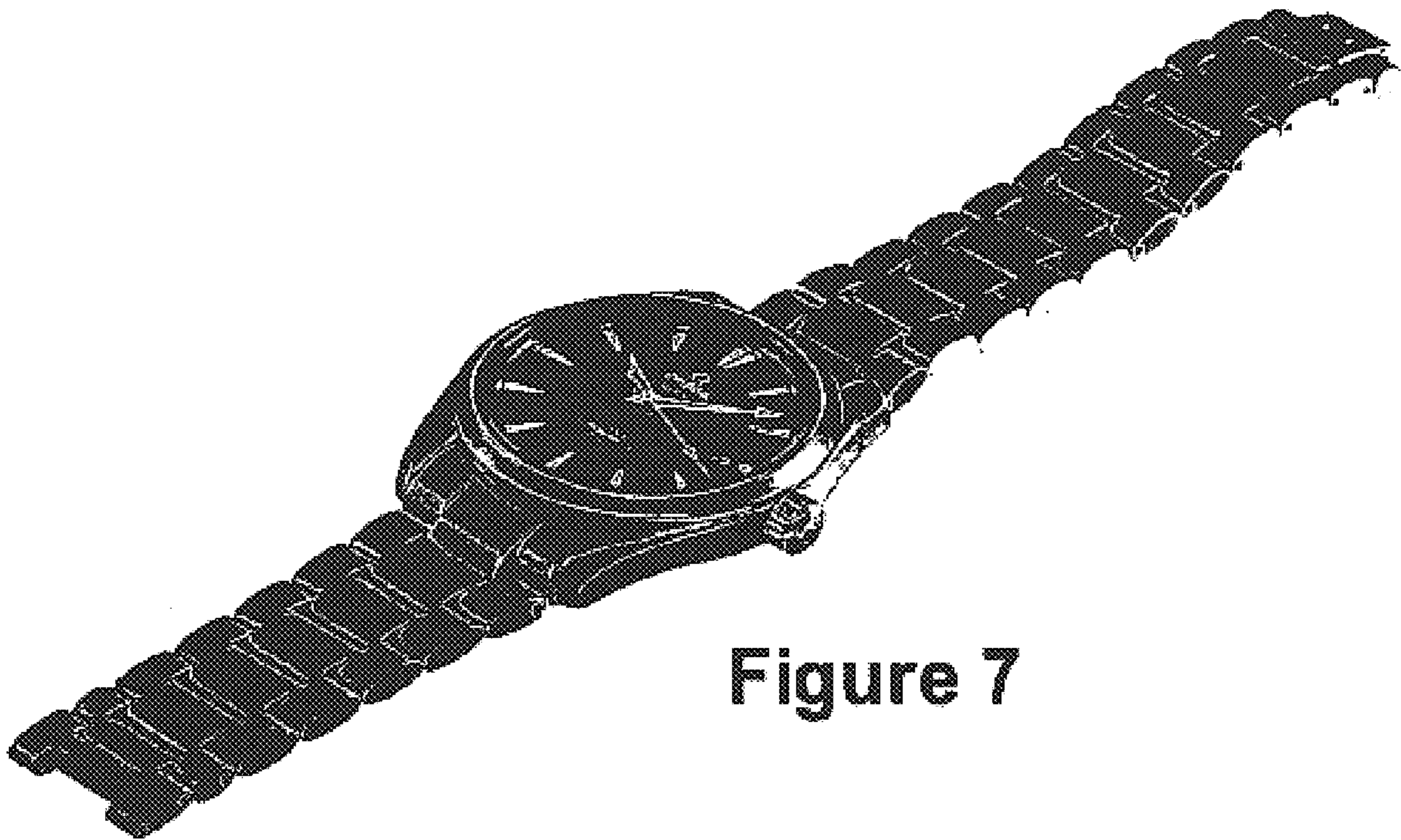


Figure 7