

US00D493725S1

(12) **United States Design Patent**  
**Hill**

(10) **Patent No.:** **US D493,725 S**

(45) **Date of Patent:** **\*\* Aug. 3, 2004**

(54) **WATCH**

D433,951 S \* 11/2000 Bland et al. .... D10/39

(76) **Inventor:** **Lois Hill**, 235 E. 40<sup>th</sup> St., New York,  
NY (US) 10016

\* cited by examiner

(\*\*) **Term:** **14 Years**

*Primary Examiner*—Nelson C. Holtje

(74) *Attorney, Agent, or Firm*—Ostrolenk, Faber, Gerb &  
Soffen, LLP

(21) **Appl. No.:** **29/179,097**

(57) **CLAIM**

(22) **Filed:** **Apr. 2, 2003**

The ornamental design for a watch, as shown and described.

(51) **LOC (7) Cl.** ..... **10-02**

**DESCRIPTION**

(52) **U.S. Cl.** ..... **D10/2**

(58) **Field of Search** ..... D10/1-40, 122-132;  
368/276-277, 281-282, 285; 224/164, 168,  
178; D11/3-25; 63/1.1, 3, 5, 11

FIG. 1 is a perspective view of a watch showing my design;  
FIG. 2 is a front elevational view thereof;  
FIG. 3 is a top rear elevational view thereof;  
FIG. 4 is a left side plan view thereof;  
FIG. 5 is a right side elevational view thereof;  
FIG. 6 is a left side elevational view thereof;  
FIG. 7 is a bottom side plan view thereof; and,  
FIG. 8 is a rear elevational cross-sectional view taken along  
line 8-8 of FIG. 6.

(56) **References Cited**

**U.S. PATENT DOCUMENTS**

- D71,839 S \* 1/1927 Klinke ..... D11/3
- D365,994 S \* 1/1996 Brennan ..... D10/32
- D371,081 S \* 6/1996 Mijatovic ..... D10/39
- D430,043 S \* 8/2000 Schopfer ..... D10/39

**1 Claim, 4 Drawing Sheets**






FIG. 1

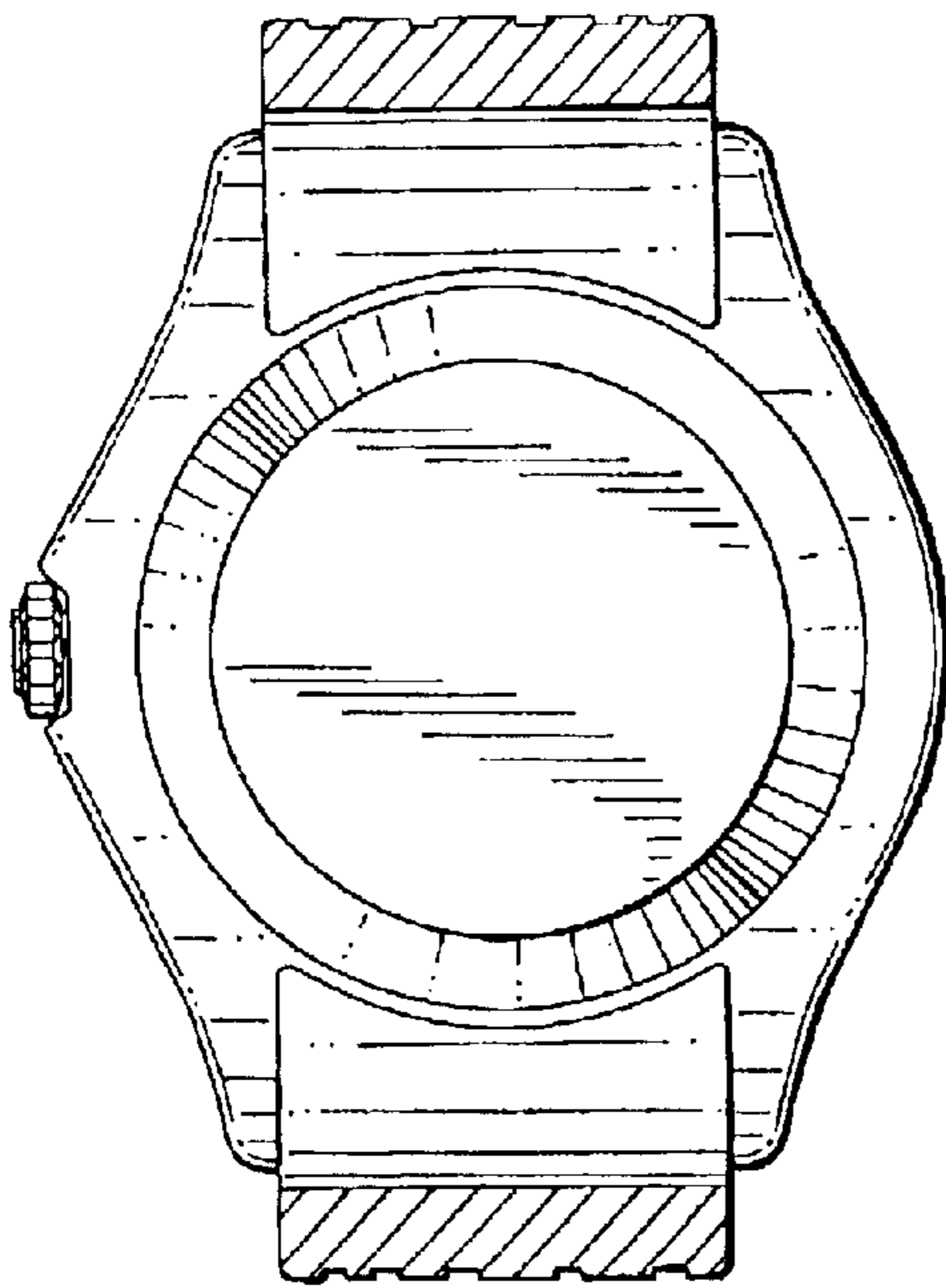


FIG. 8




FIG. 3




FIG. 2




FIG. 4

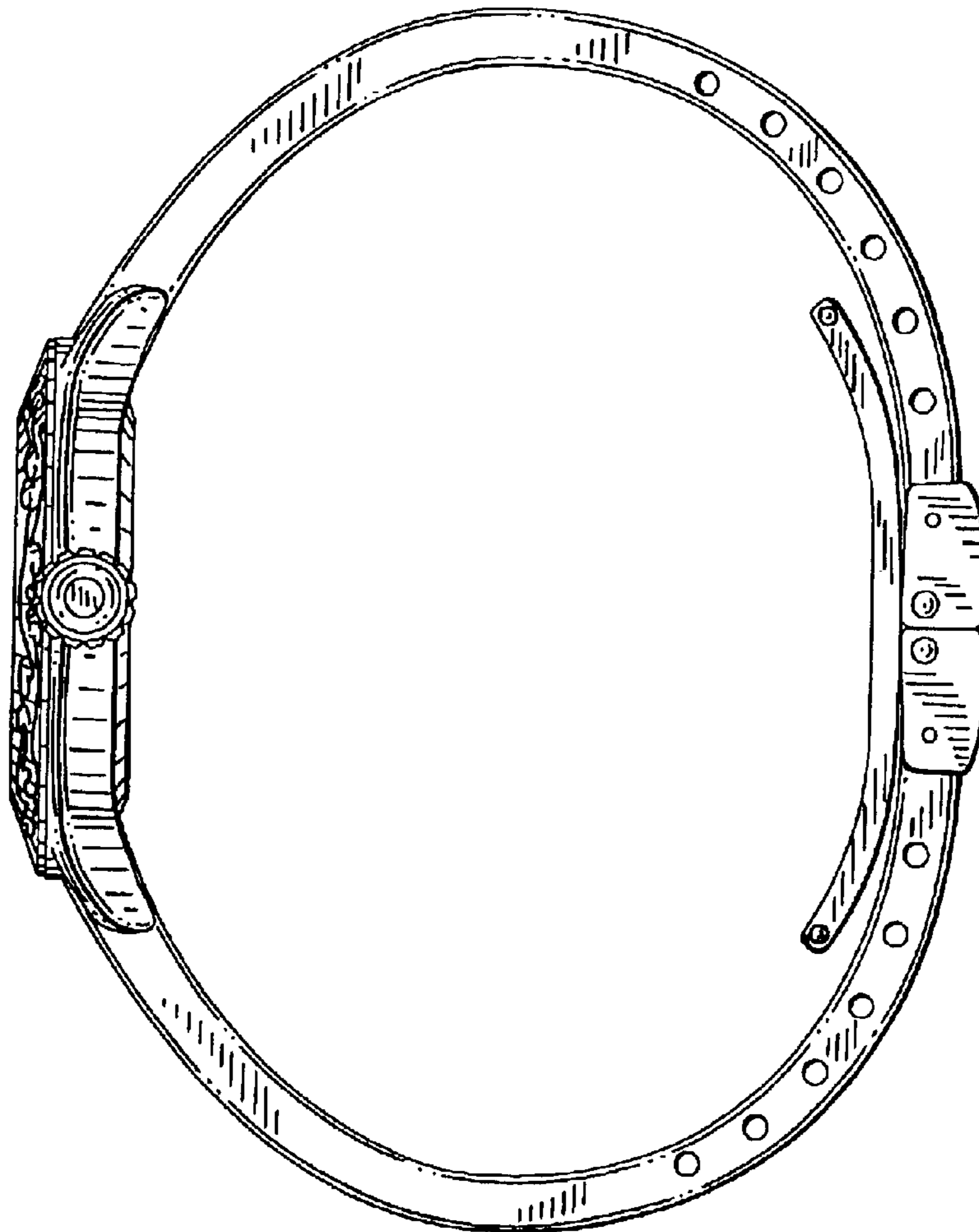


FIG. 5

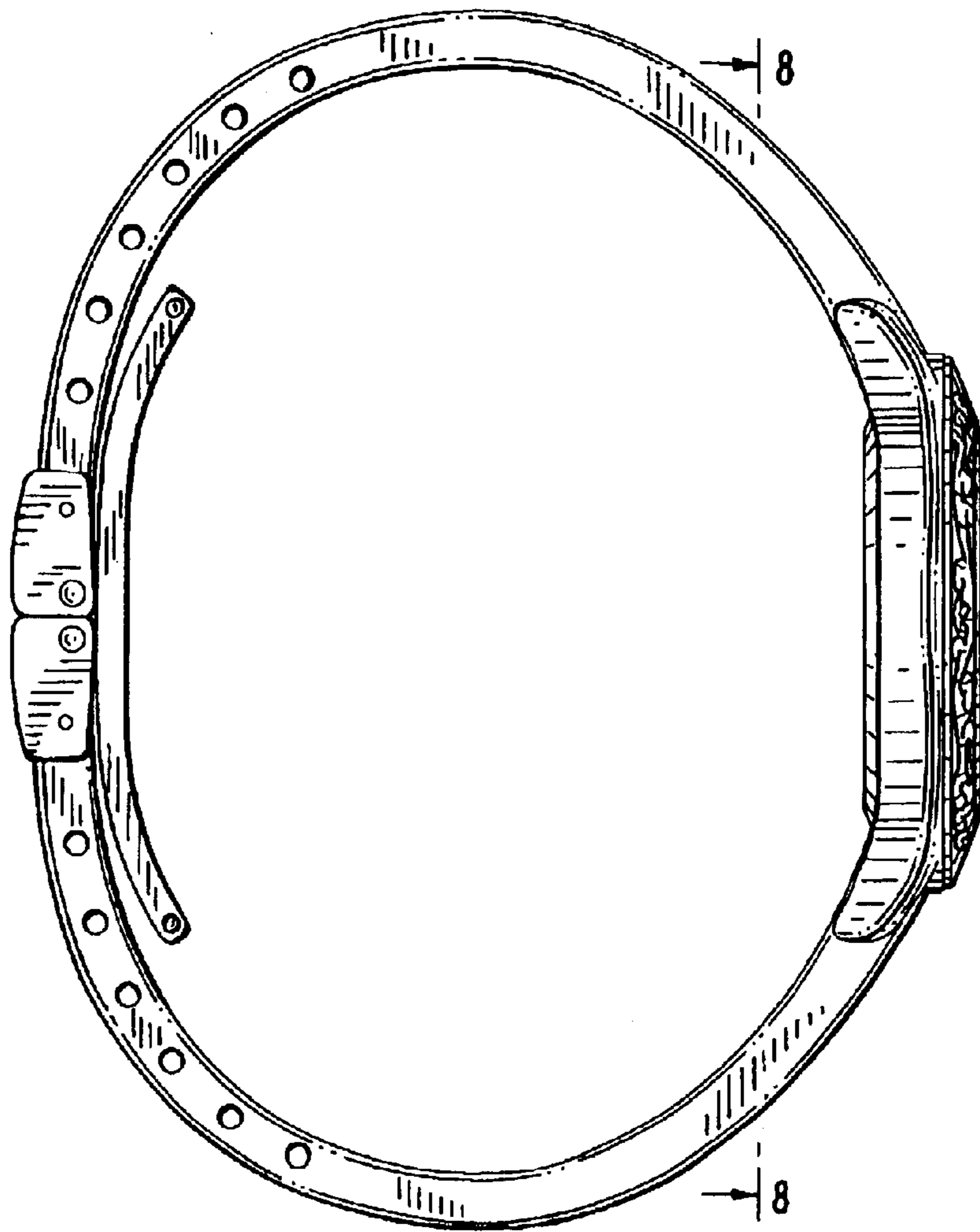


FIG. 6




FIG. 7