



US00D493705S1

(12) **United States Design Patent**
Kuhn

(10) **Patent No.:** **US D493,705 S**
(45) **Date of Patent:** **** Aug. 3, 2004**

(54) **ELLIPSOIDAL DOUBLE BARBED PLATE WITH FASTENER**

(75) Inventor: **William P. Kuhn**, Boonton, NJ (US)

(73) Assignee: **Building Materials Investment Corporation**, Wilmington, DE (US)

(**) Term: **14 Years**

(21) Appl. No.: **29/175,325**

(22) Filed: **Feb. 3, 2003**

(51) **LOC (7) Cl.** **08-08**

(52) **U.S. Cl.** **D8/389**

(58) **Field of Search** D8/388, 389, 399;
411/396, 448, 457-468, 477, 531, 537;
52/410, 481.2, 489.2, 512, 542

(56) **References Cited**

U.S. PATENT DOCUMENTS

2,339,841 A *	1/1944	Deuchler et al.	52/489.2
D263,678 S *	4/1982	Dewey	D8/399
D263,927 S *	4/1982	Dewey	D8/399
D271,662 S *	12/1983	Jones	D8/399
4,574,551 A *	3/1986	Giannuzzi	52/512
4,649,689 A *	3/1987	Everman et al.	52/701
4,780,039 A *	10/1988	Hartman	411/531
4,787,188 A	11/1988	Murphy	52/410
4,884,932 A *	12/1989	Meyer	52/410
4,894,970 A *	1/1990	Lebraut	52/410
4,945,699 A *	8/1990	Murphy	52/410

D310,324 S *	9/1990	Bernacchi et al.	D8/399
5,049,018 A	9/1991	Murphy	411/488
5,066,181 A *	11/1991	Bogel	411/383
5,163,798 A	11/1992	McGovern	411/448
5,445,477 A *	8/1995	Calandra, Jr.	405/259.1
5,546,723 A *	8/1996	Jones	52/698
5,797,232 A *	8/1998	Larson	52/408
5,915,903 A *	6/1999	Osterle et al.	411/531
5,951,225 A *	9/1999	Osterle et al.	411/545
6,250,034 B1 *	6/2001	Hulsey	52/410
6,282,857 B1 *	9/2001	Rubenacker	52/410
6,367,216 B1 *	4/2002	Maylon	52/454

* cited by examiner

Primary Examiner—Clare E Heflin

(74) *Attorney, Agent, or Firm*—Imre Balogh; William J. Davis

(57) **CLAIM**

The ornamental design for the ellipsoidal double barbed plate with fastener, as shown and described.

DESCRIPTION

FIG. 1 is a perspective view of the ellipsoidal double barbed plate with fastener of the present design; FIG. 2 is a side elevational view of the design; FIG. 3 is another side elevational view thereof; FIG. 4 is a top plan view thereof; and, FIG. 5 is a bottom perspective view thereof. The broken lines shown on the drawings are for illustrative purposes only and form no part of the claimed design.

1 Claim, 2 Drawing Sheets

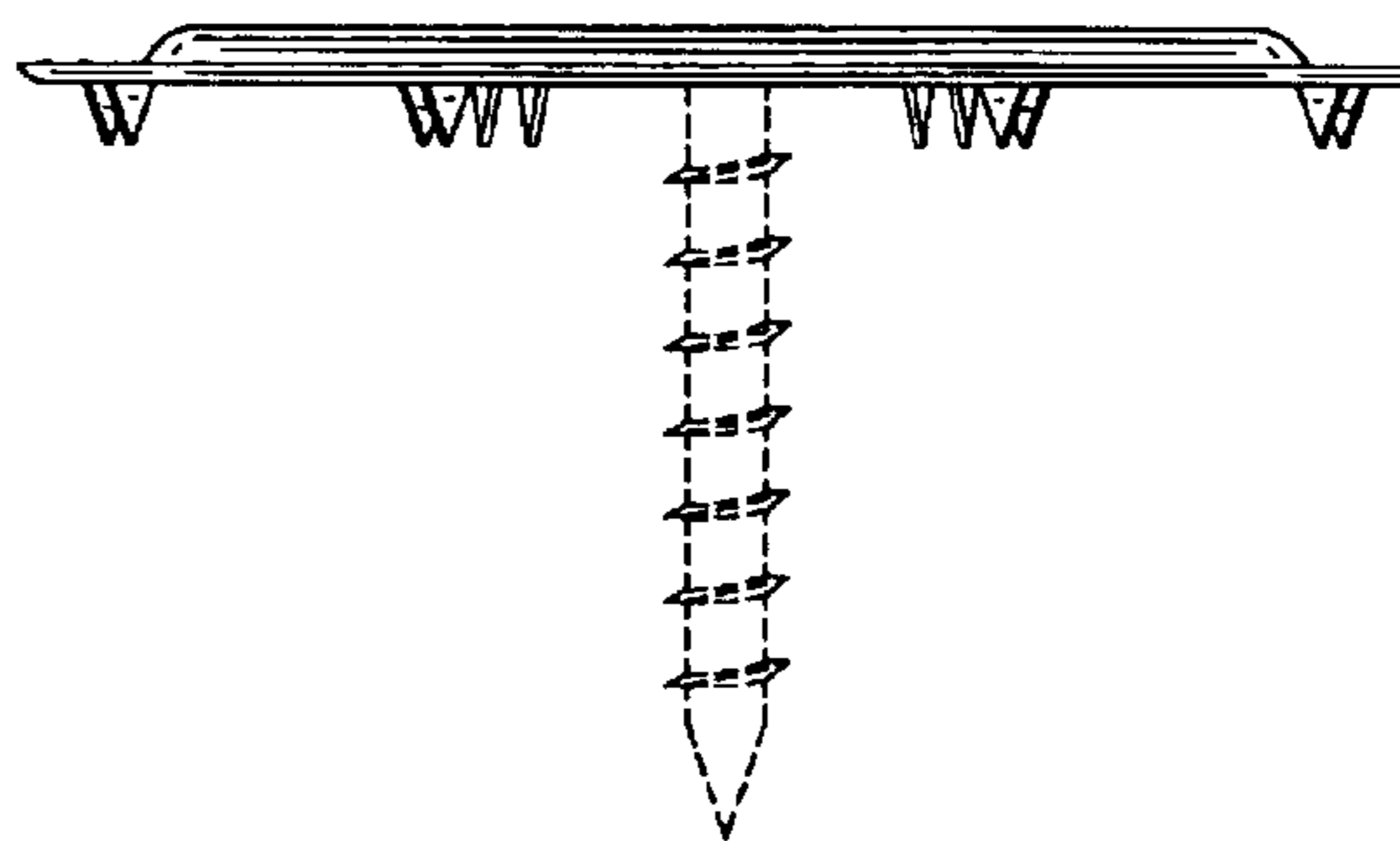
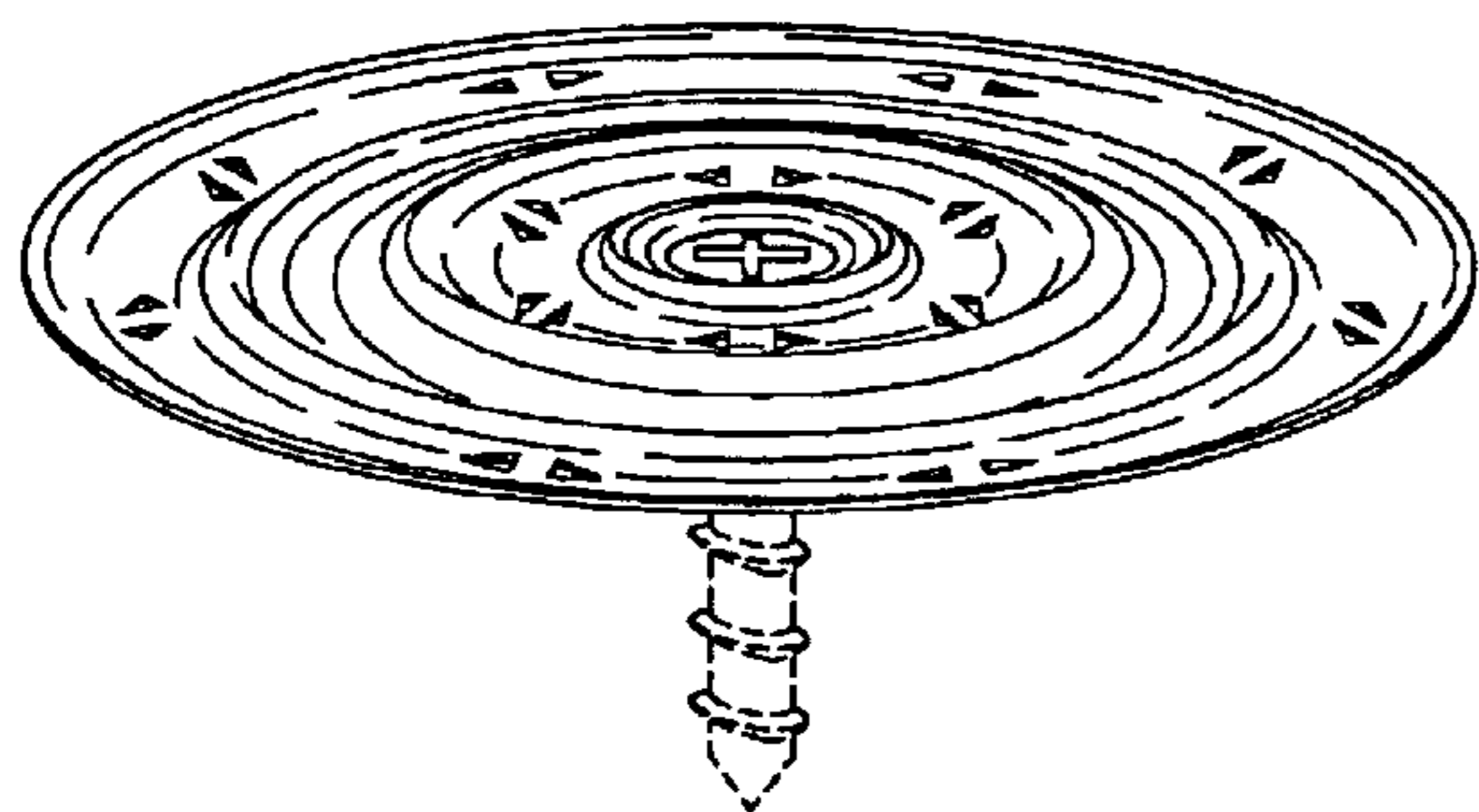


FIG. 1

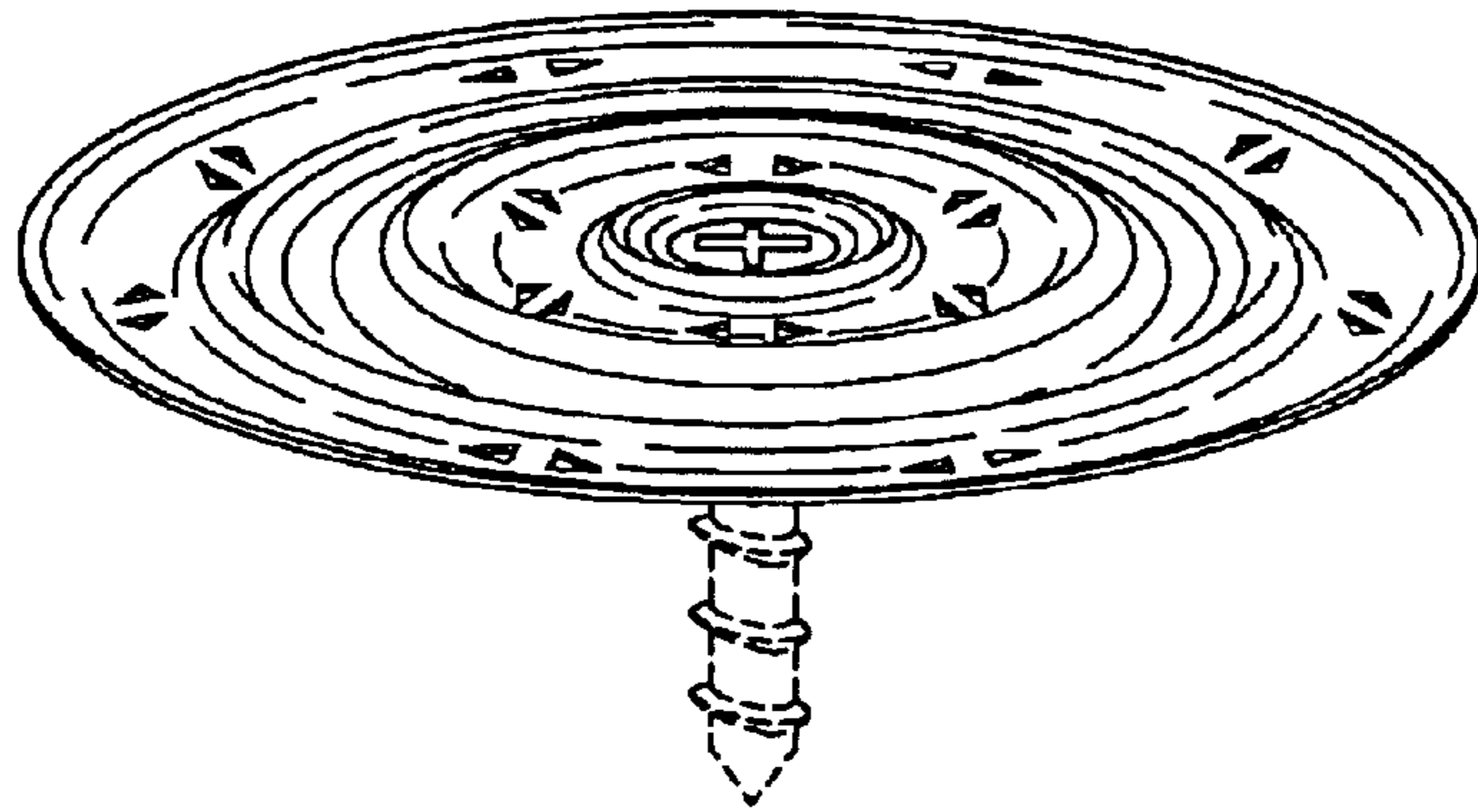


FIG. 2

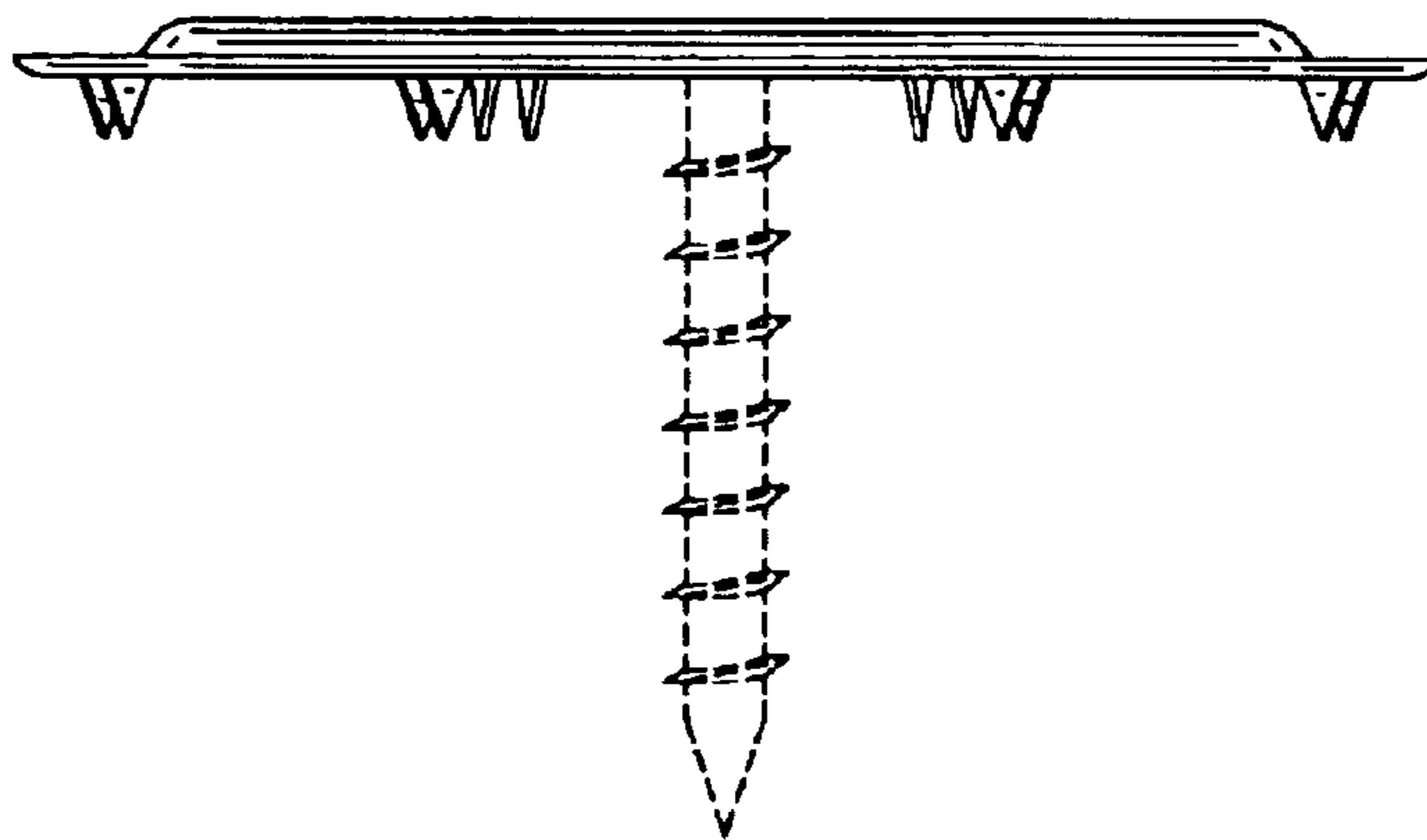


FIG. 3

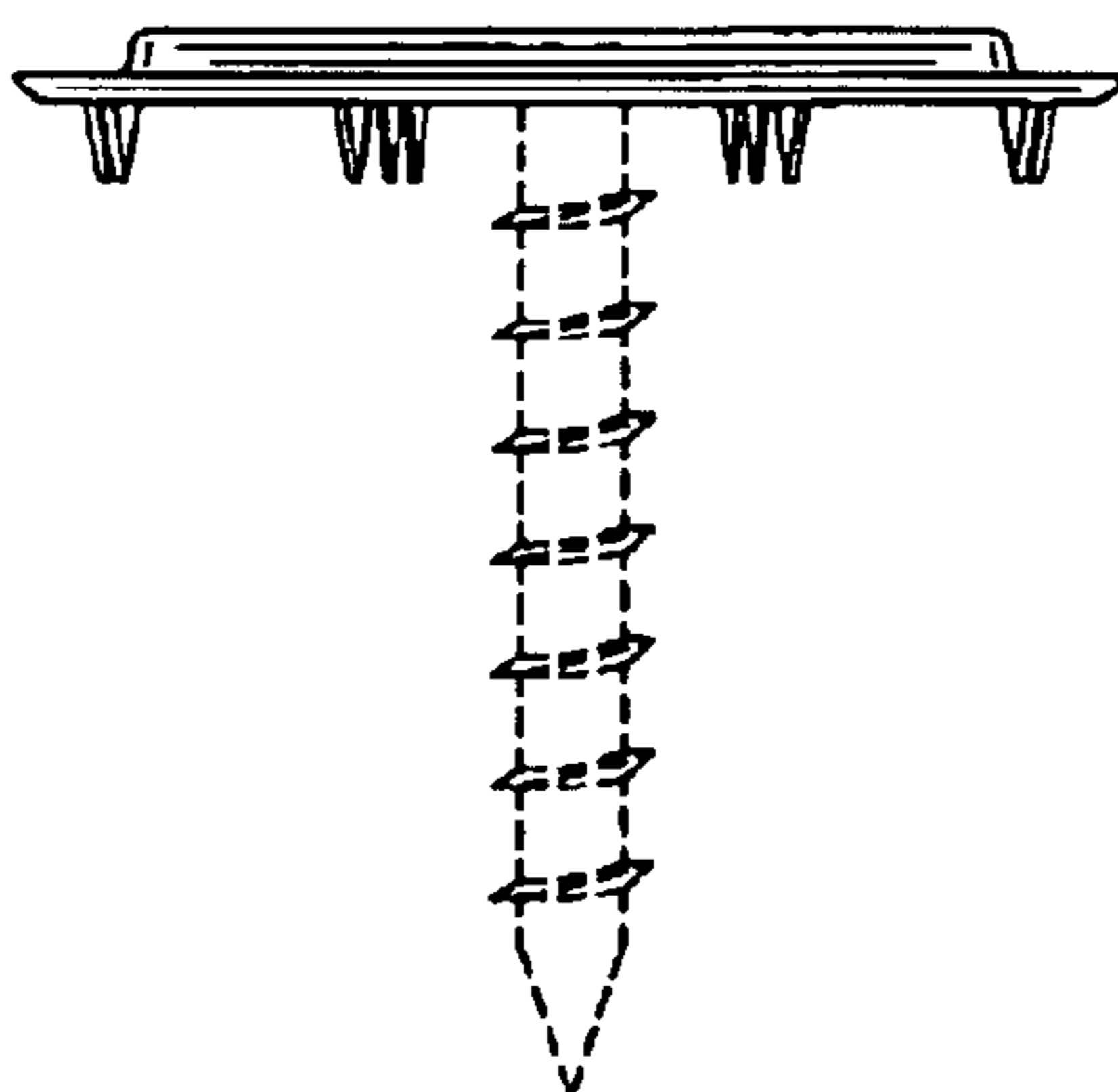


FIG. 4

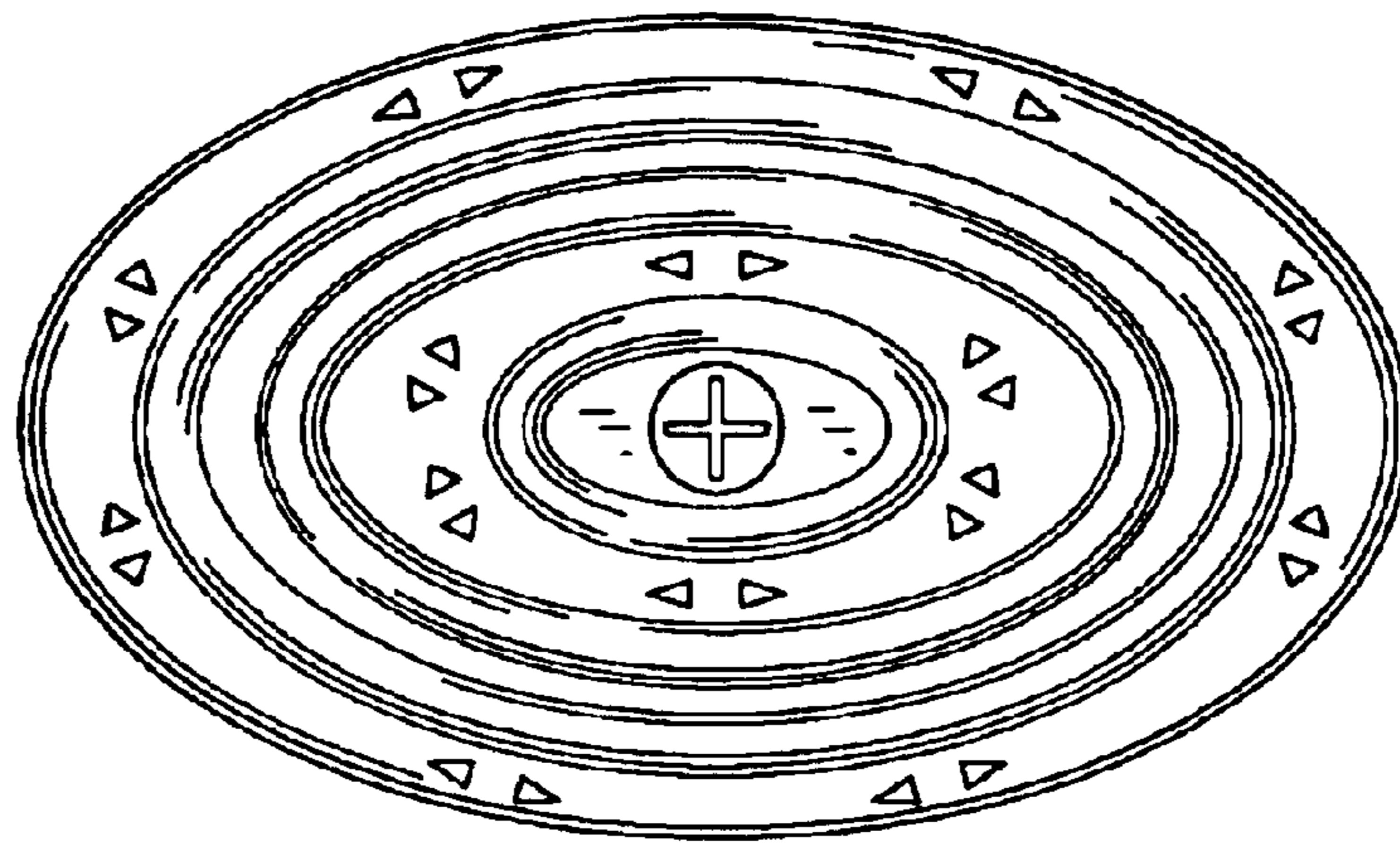


FIG. 5

