



US00D493698S1

(12) **United States Design Patent**
Goodman et al.

(10) **Patent No.:** **US D493,698 S**
(45) **Date of Patent:** **** Aug. 3, 2004**

(54) **OVER-THE-DOOR HANGER HOLDER**

(75) Inventors: **Sheldon H. Goodman**, 30905 Stratford Dr., Solon, OH (US) 44139; **Kent W. Murphy**, Wooster, OH (US)

(73) Assignee: **Sheldon H. Goodman**, Solon, OH (US)

(**) Term: **14 Years**

(21) Appl. No.: **29/193,957**

(22) Filed: **Nov. 17, 2003**

(51) **LOC (7) Cl.** **08-05**

(52) **U.S. Cl.** **D8/367**

(58) **Field of Search** D8/367, 372, 373,
D8/363; D6/574, 323; 248/310, 304, 215

(56) **References Cited**

U.S. PATENT DOCUMENTS

D279,450 S	*	7/1985	Chap	D8/363
D316,031 S		4/1991	Goodman et al.		
D411,436 S	*	6/1999	Krehel	D8/367
D422,418 S	*	4/2000	Snell	D6/327
D429,999 S	*	8/2000	Swolsky et al.	D8/372
D445,669 S		7/2001	Goodman et al.		
D480,945 S	*	10/2003	Snell	D8/367

OTHER PUBLICATIONS

Spectrum New For 2002 New Products Brochure, Circa 2002, Cover page and 7 pages.

Spectrum Wire Storage Brochure, Circa 2002, Cover page and 5 pages.

* cited by examiner

Primary Examiner—Holly Baynham

(74) *Attorney, Agent, or Firm*—Fay, Sharpe, Fagan, Minnich & McKee, LLP

(57) **CLAIM**

The ornamental design for an over-the-door hanger holder, as shown and described.

DESCRIPTION

FIG. 1 is a perspective view of an over-the-door hanger holder showing our new design;

FIG. 2 is a right side elevational view thereof, with a left side elevational view being a mirror image thereof;

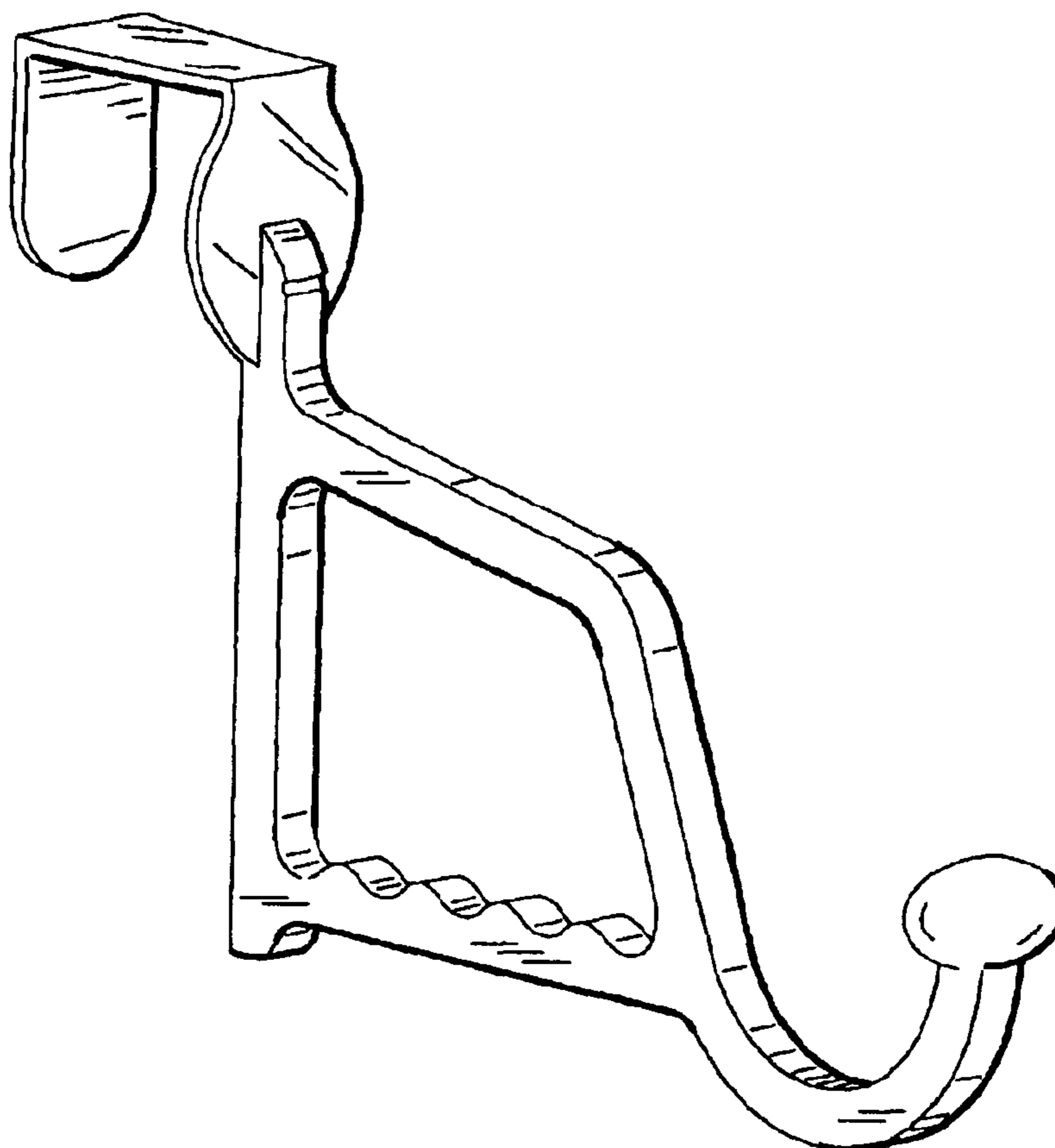
FIG. 3 is a front elevational view thereof;

FIG. 4 is a rear elevational view thereof;

FIG. 5 is a top plan view thereof; and,

FIG. 6 is a bottom plan view thereof.

1 Claim, 2 Drawing Sheets



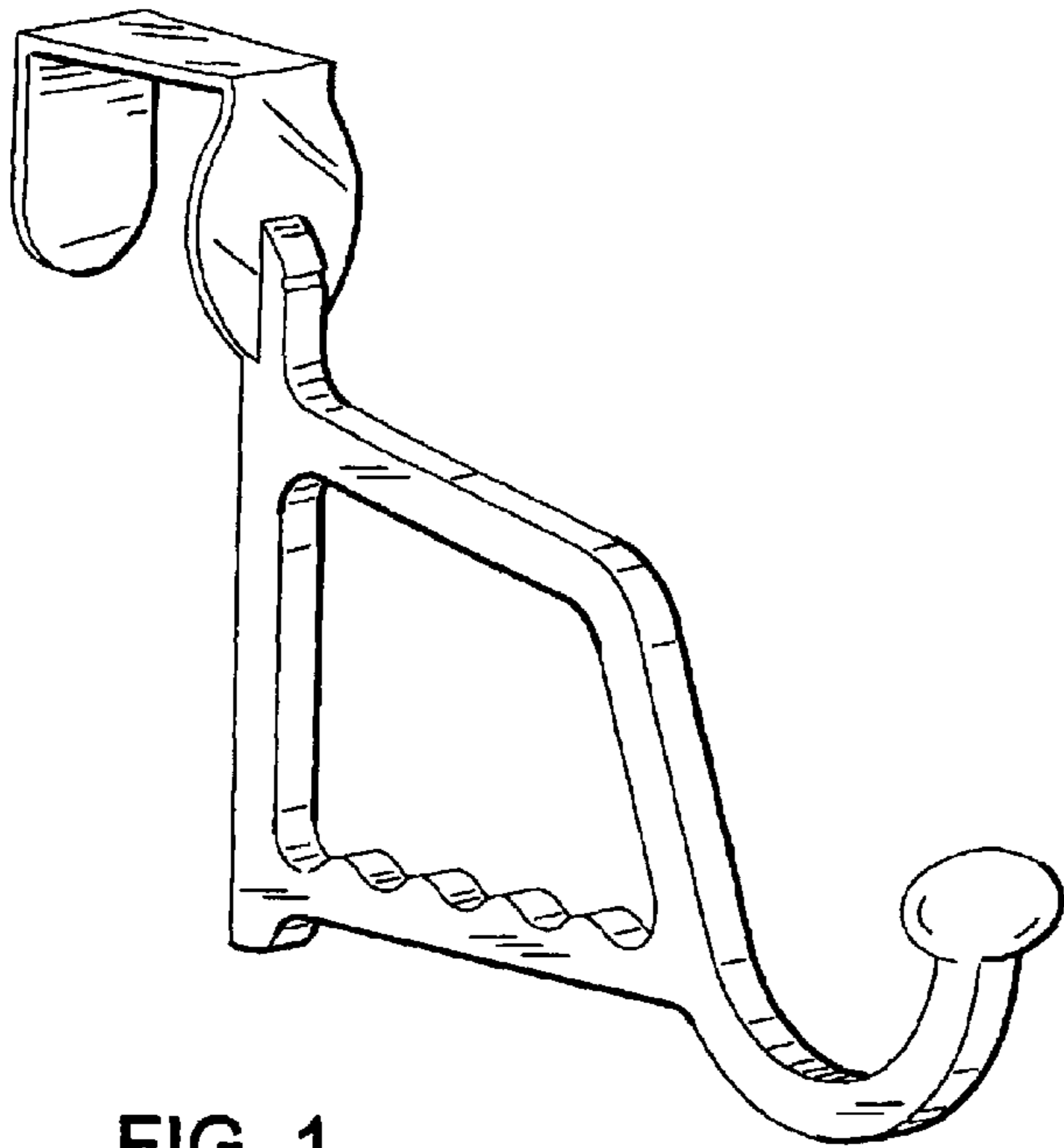


FIG. 1

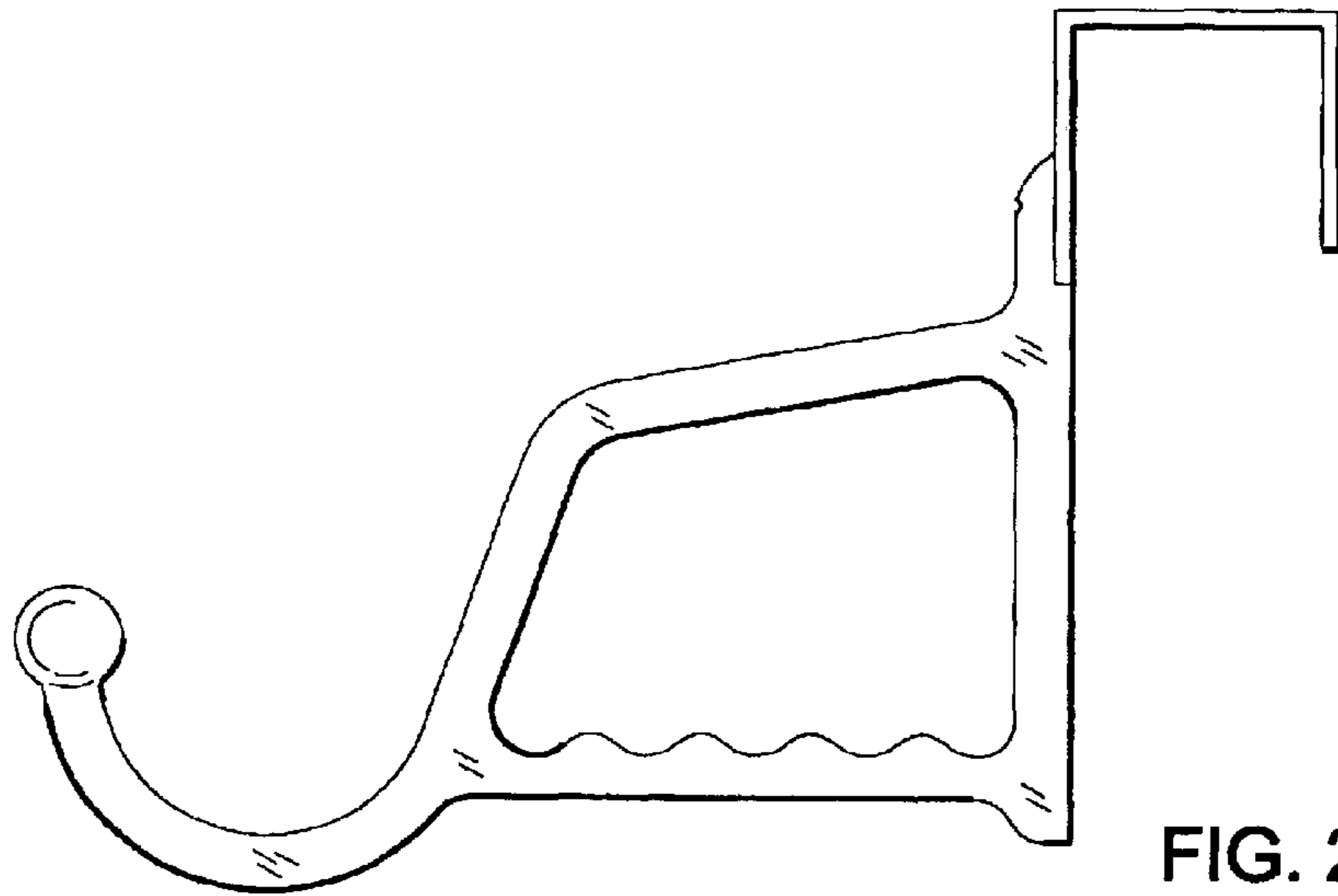


FIG. 2

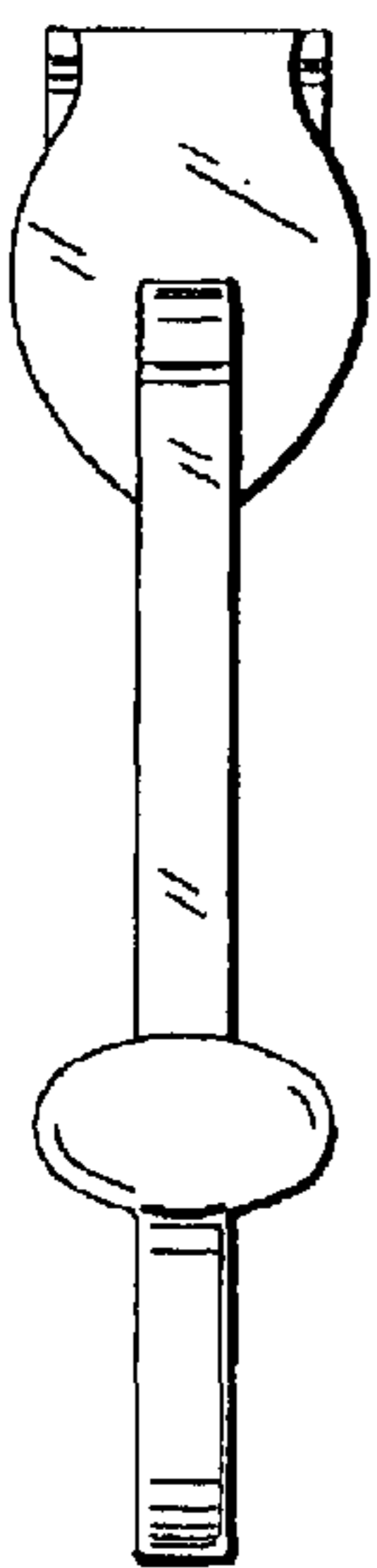


FIG. 3

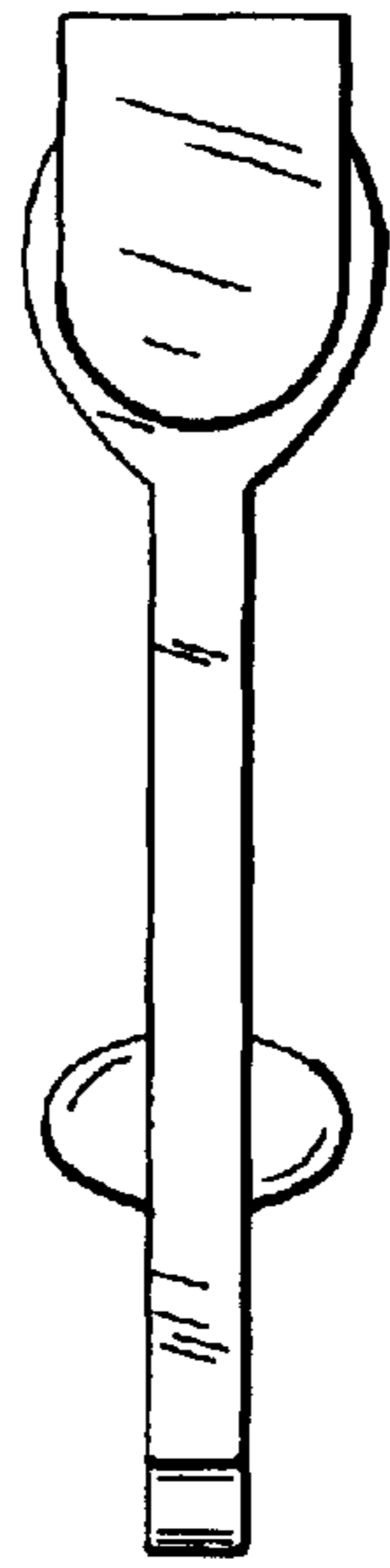


FIG. 4

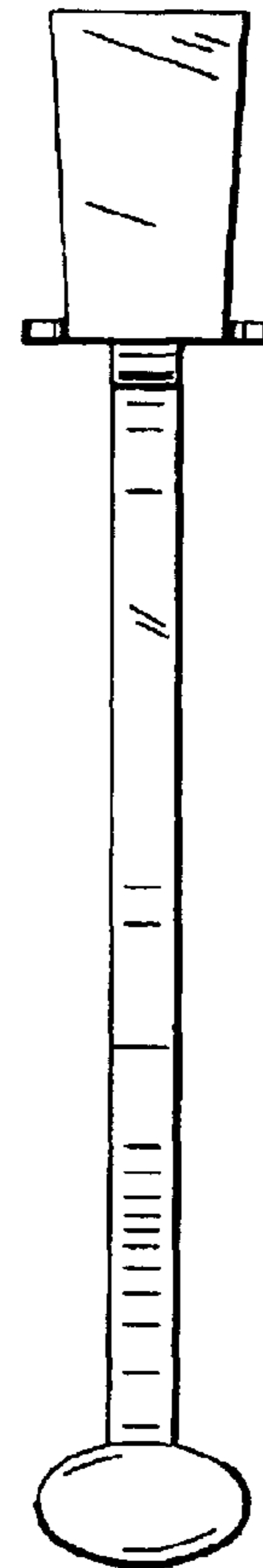


FIG. 5

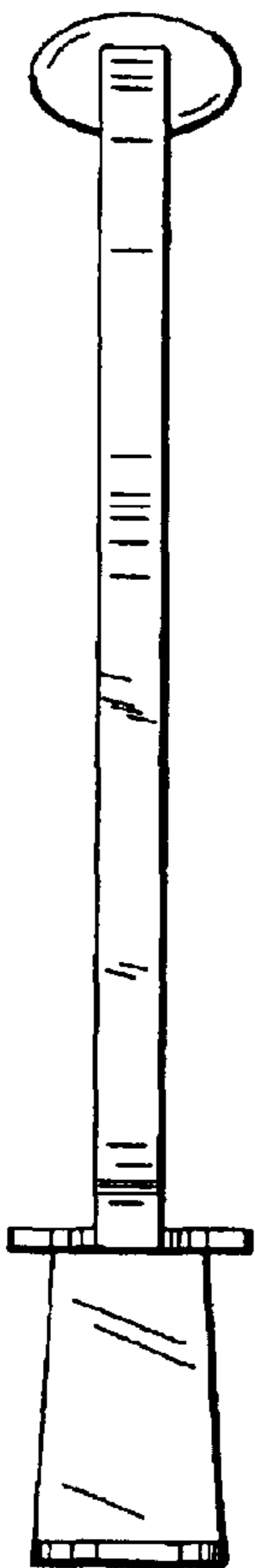


FIG. 6