

US00D493695S1

(12) **United States Design Patent**
Wengrower

(10) **Patent No.:** **US D493,695 S**

(45) **Date of Patent:** **** Aug. 3, 2004**

(54) **COVER PLATE**

D379,453 S 5/1997 Fabrizi D13/177

(75) **Inventor:** **Cesar Orlando Wengrower**, Buenos Aires (AR)

* cited by examiner

(73) **Assignee:** **Industrias Sica S.A.I.C.**, Capital Federal (AR)

Primary Examiner—Adir Aronovich

(74) *Attorney, Agent, or Firm*—Norris McLaughlin & Marcus

(**) **Term:** **14 Years**

(57) **CLAIM**

(21) **Appl. No.:** **29/162,275**

The ornamental design for a cover plate, as shown and described.

(22) **Filed:** **Jun. 13, 2002**

DESCRIPTION

(30) **Foreign Application Priority Data**

Apr. 18, 2002 (AR) 70.012

FIG. 1 illustrates a perspective view of a first embodiment of the cover plate;

(51) **LOC (7) Cl.** **11-05**

FIG. 2 illustrates a front view of the cover plate;

(52) **U.S. Cl.** **D8/353; D13/177**

FIG. 3 illustrates a side view thereof, the opposite side being a mirror image;

(58) **Field of Search** D8/350–353; D13/156, D13/177; 200/5 R; 220/241; 174/66

FIG. 4 illustrates a top view thereof, the opposite side being a mirror image;

(56) **References Cited**

U.S. PATENT DOCUMENTS

- 2,634,016 A * 4/1953 Hagen 220/241
- D298,733 S * 11/1988 Pool D8/353
- 4,989,353 A * 2/1991 Astolfi 40/761
- 5,036,168 A * 7/1991 Kikuchi et al. 200/5 R
- D327,212 S * 6/1992 Hubben et al. D8/353
- 5,180,886 A * 1/1993 Dierenbach et al. 174/66

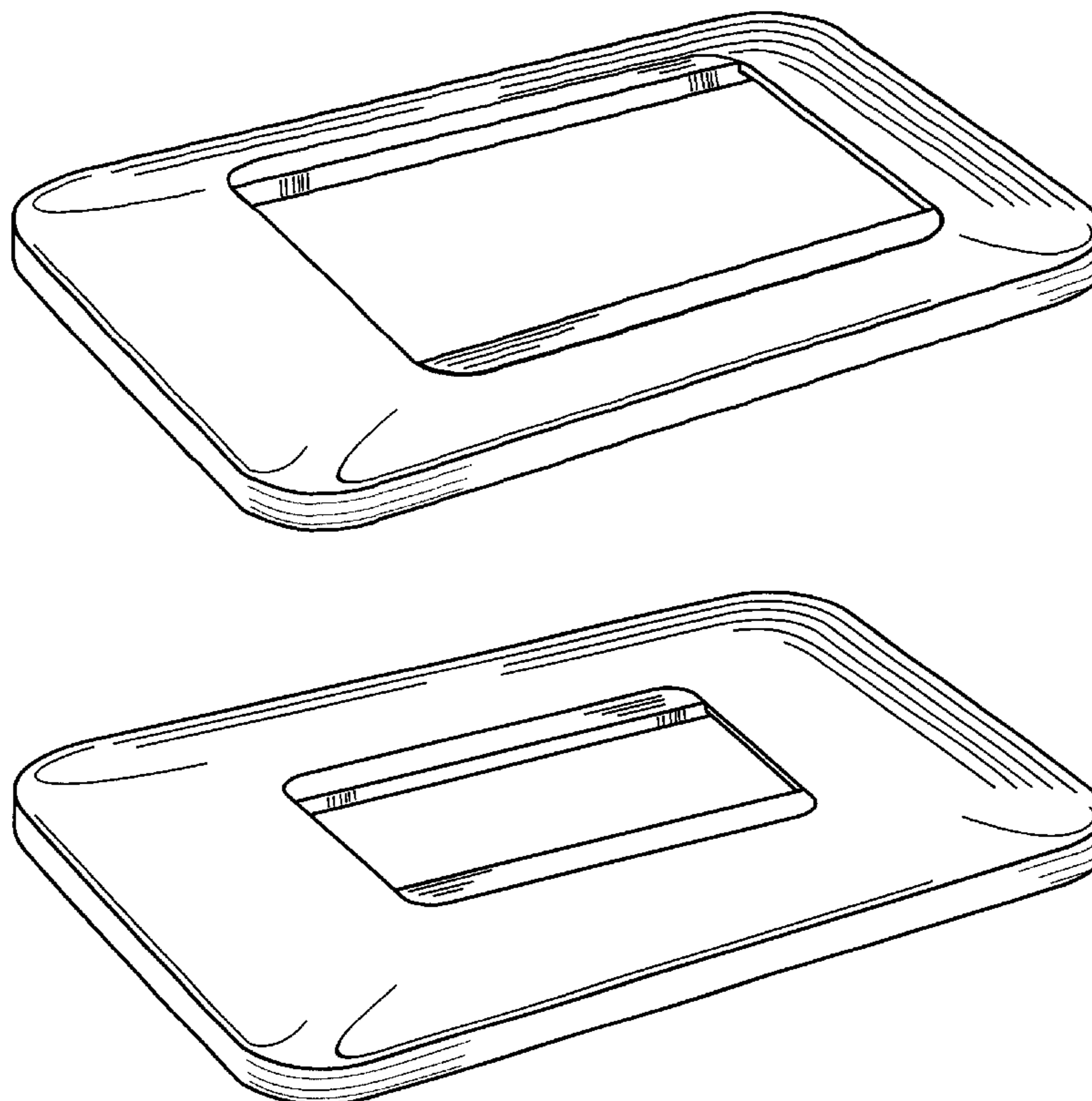
FIG. 5 illustrates a perspective view of a second embodiment of the cover plate;

FIG. 6 illustrates a front view thereof;

FIG. 7 illustrates a side view thereof, the opposite side being a mirror image; and,

FIG. 8 illustrates a top view thereof, the opposite side being a mirror image.

1 Claim, 4 Drawing Sheets



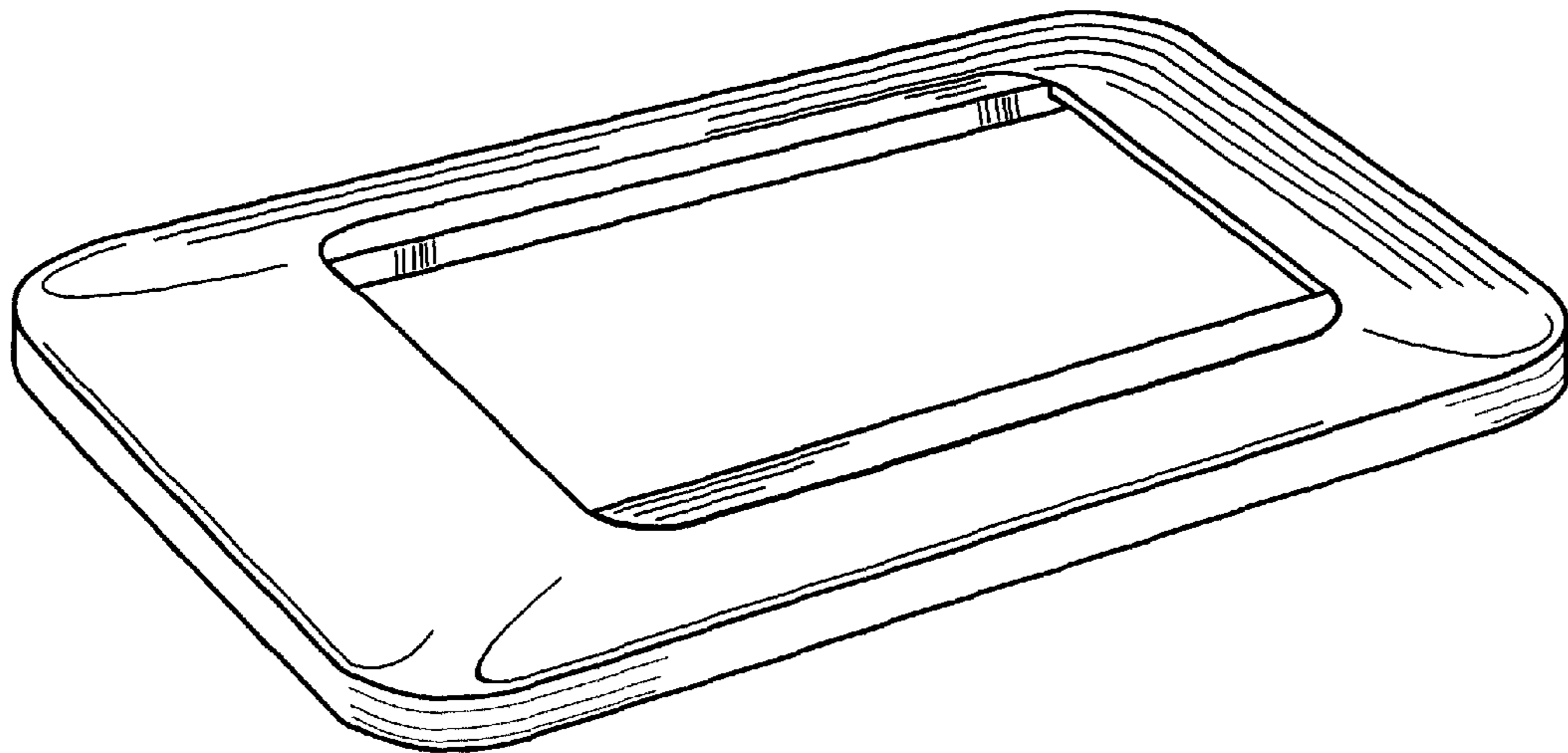


Fig 1




Fig 2




Fig 3




Fig 4

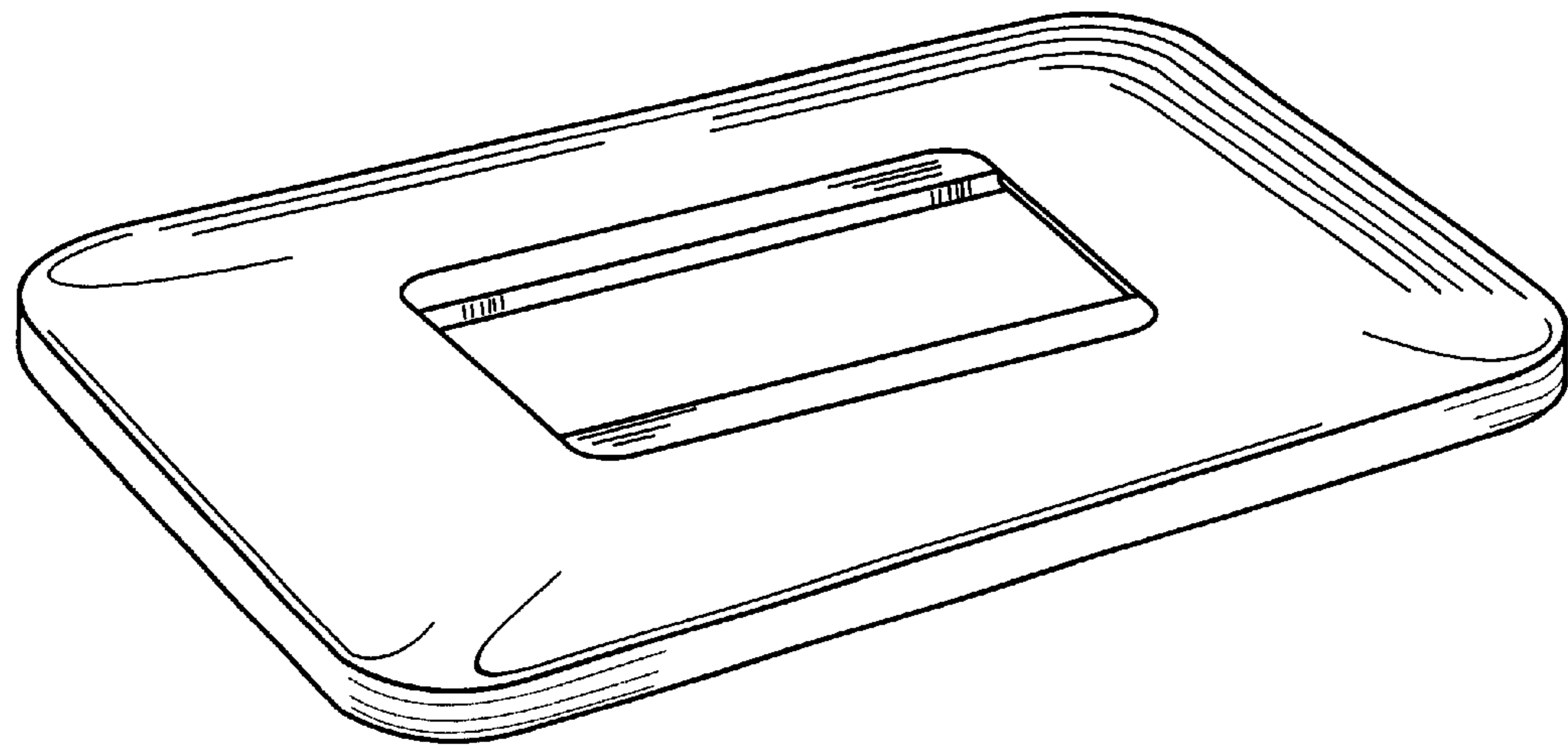


Fig 5




Fig 6




Fig 7




Fig 8