

US00D493675S1

(12) **United States Design Patent** (10) **Patent No.:** **US D493,675 S**  
**Panico** (45) **Date of Patent:** **\*\* Aug. 3, 2004**

(54) **BEVERAGE BOTTLE HOLDING AND  
POURING APPARATUS**

(76) **Inventor:** **John Panico**, 4735 NW. 57th La., Coral  
Springs, FL (US) 33067-2184

(\*\*) **Term:** **14 Years**

(21) **Appl. No.:** **29/189,770**

(22) **Filed:** **Sep. 11, 2003**

(51) **LOC (7) Cl.** ..... **07-06**

(52) **U.S. Cl.** ..... **D7/622; D9/434**

(58) **Field of Search** ..... D7/619.1-622;  
D9/434, 443, 447, 455; 215/396; 220/752,  
759; 294/27.1, 30, 31.1, 31.2, 92, 137,  
145; 222/469-475

(56) **References Cited**

**U.S. PATENT DOCUMENTS**

3,799,408 A \* 3/1974 Palmer ..... 222/474  
4,456,135 A \* 6/1984 Beekes ..... 215/396  
4,901,874 A \* 2/1990 Glazer ..... 215/226  
5,104,010 A 4/1992 Codorniz et al.  
D327,221 S \* 6/1992 Simmons ..... D9/434  
5,385,277 A \* 1/1995 Drew et al. .... 222/474

5,487,482 A 1/1996 Rocheleau  
D396,385 S \* 7/1998 Lisciotti et al. .... D7/622  
5,897,150 A \* 4/1999 Rubini ..... 294/27.1  
6,105,831 A 8/2000 Finezilber

\* cited by examiner

*Primary Examiner*—Terry A. Wallace

(57) **CLAIM**

The ornamental design for a beverage bottle holding and  
pouring apparatus, as shown and described.

**DESCRIPTION**

The present invention relates to reusable holding and pour-  
ing apparatuses for beverage bottles, such as 2 liter soda  
bottles.

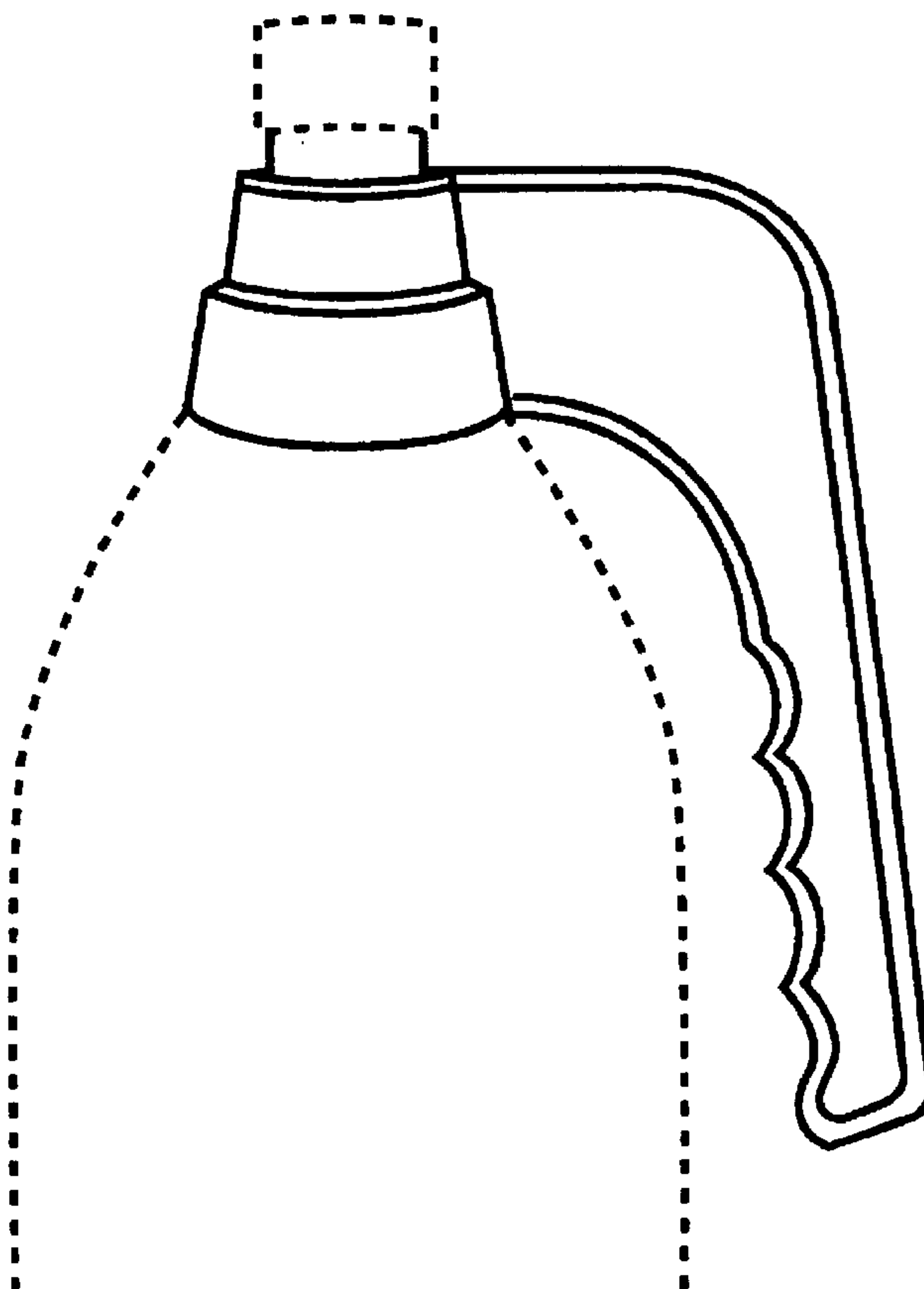
FIG. 1 is a perspective view showing my new design;

FIG. 2 is a side elevational view thereof; and,

FIG. 3 is a front elevational view thereof.

In FIG. 1, said apparatus is shown screwed into position at  
the top of a beverage bottle, and a bottle cap of said beverage  
bottle is shown screwed into position at the top of said  
apparatus. The broken line showing a beverage bottle and  
bottle cap and the area within are environmental only and  
form no part of the claimed design.

**1 Claim, 3 Drawing Sheets**






Fig. 1

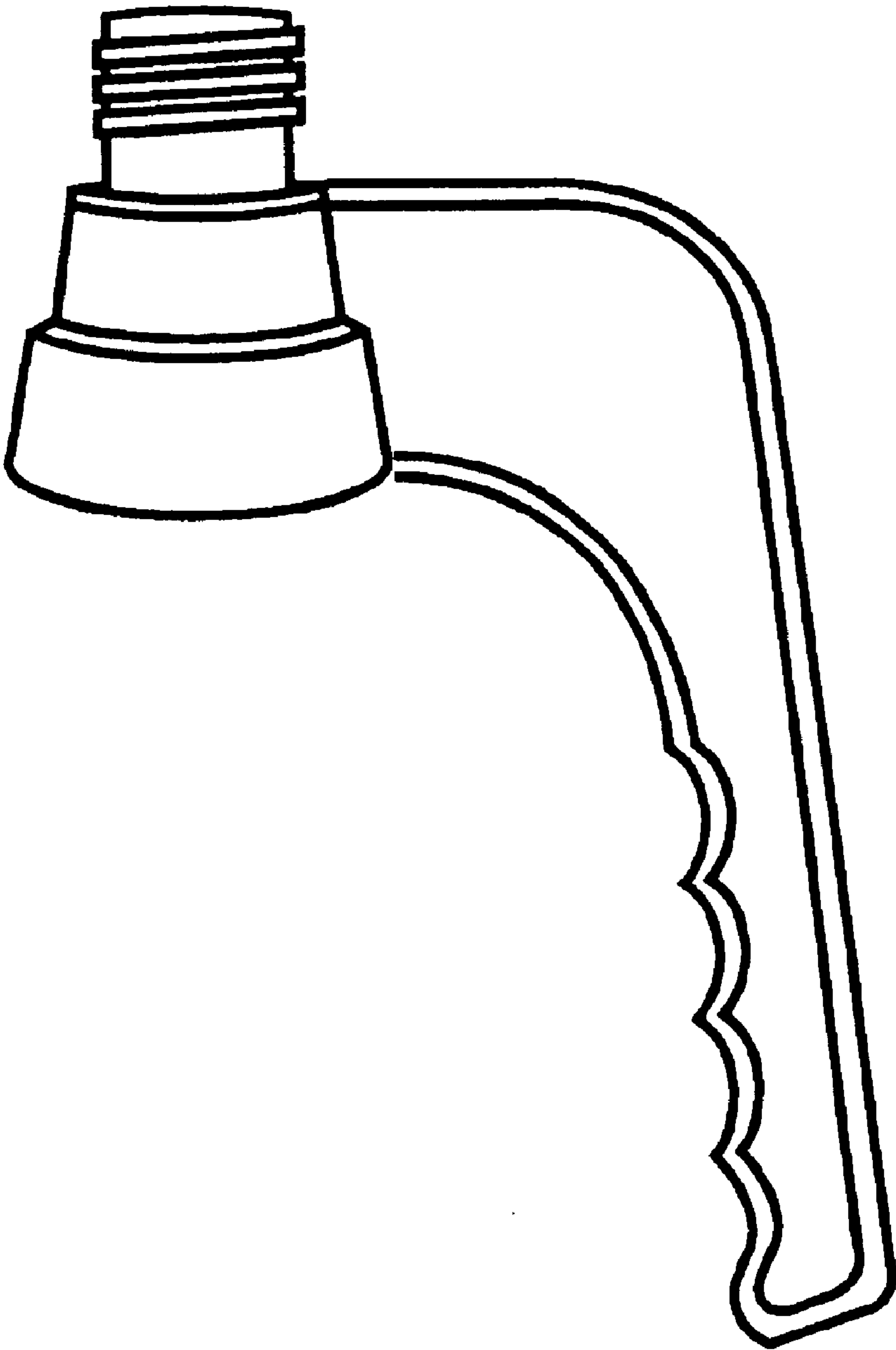


Fig. 2

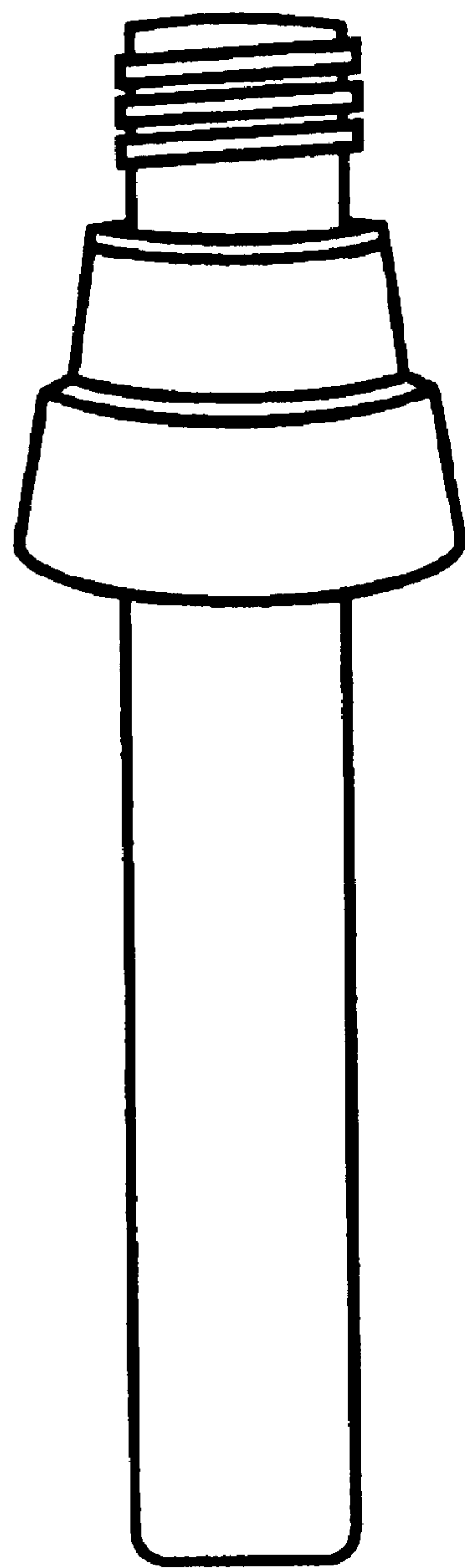


Fig. 3