

US00D493669S1

(12) **United States Design Patent**
McMullin

(10) **Patent No.: US D493,669 S**

(45) **Date of Patent: ** Aug. 3, 2004**

(54) **FOOD SERVING UTENSIL**

(75) **Inventor: Kevin S. McMullin, Dove Canyon, CA (US)**

(73) **Assignee: Destiny Plastics, Inc., Dove Canyon, CA (US)**

(**) **Term: 14 Years**

(21) **Appl. No.: 29/179,953**

(22) **Filed: Apr. 17, 2003**

Related U.S. Application Data

(62) **Division of application No. 29/160,396, filed on May 9, 2002, now Pat. No. Des. 476,529.**

(51) **LOC (7) Cl. 07-01**

(52) **U.S. Cl. D7/545; D7/543; D7/565; D7/588; D7/570**

(58) **Field of Search D7/545, 543, 570, D7/564, 585, 588, 560, 565, 566, 587, 554.2, 572, 396.2, 360, 589; 229/406; 220/574; D9/428, 429; D6/309; D30/118; D8/321; 206/557**

(56) **References Cited**

U.S. PATENT DOCUMENTS

D57,253 S * 3/1921 Norskov D6/309
1,589,558 A * 6/1926 Reizenstein 220/574
D76,557 S * 10/1928 Sebring D7/570
D78,661 S * 5/1929 Simmons D7/585

D187,157 S * 2/1960 Anderson D7/570
3,720,365 A * 3/1973 Unger 229/406
D227,735 S * 7/1973 Giandomenico D7/585 X
D293,995 S * 2/1988 Shin D7/585
D312,027 S * 11/1990 Cyr et al. D7/585
D320,533 S * 10/1991 Zielinski et al. D7/560
D338,136 S * 8/1993 Melamed et al. D7/586
D402,852 S * 12/1998 Benson D7/545
D431,422 S * 10/2000 Lin D7/565
D432,417 S * 10/2000 McCann D9/428
D447,007 S * 8/2001 Schultz D7/545
D450,538 S * 11/2001 Benson D7/585
D450,539 S * 11/2001 Benson D7/585
D454,989 S * 3/2002 McLaughlin D30/118
D460,663 S * 7/2002 Seager D7/565

* cited by examiner

Primary Examiner—M. N. Pandozzi

(74) *Attorney, Agent, or Firm*—Francis C. Hand; Carella, Byrne, Bain et al.

(57) **CLAIM**

The ornamental design for a food serving utensil, as shown and described.

DESCRIPTION

FIG. 1 illustrates a perspective view of a bowl employing the ornamental design in accordance with the invention; FIG. 2 illustrates a side elevation view of the bowl of FIG. 1 (each side being the same as that shown); FIG. 3 illustrates a top view of the bowl of FIG. 1; and, FIG. 4 illustrates a bottom view of the bowl of FIG. 1.

1 Claim, 2 Drawing Sheets

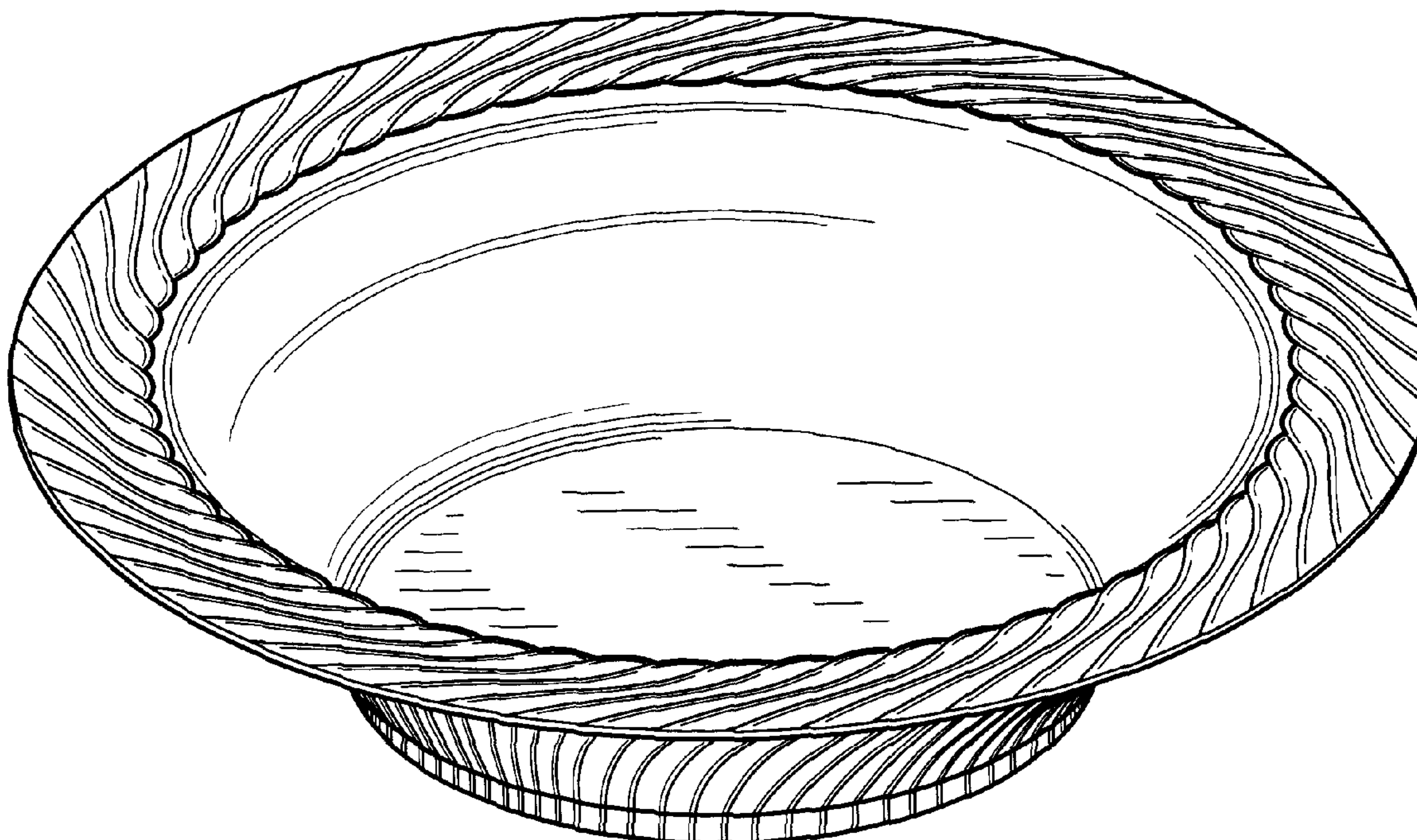


FIG. 1

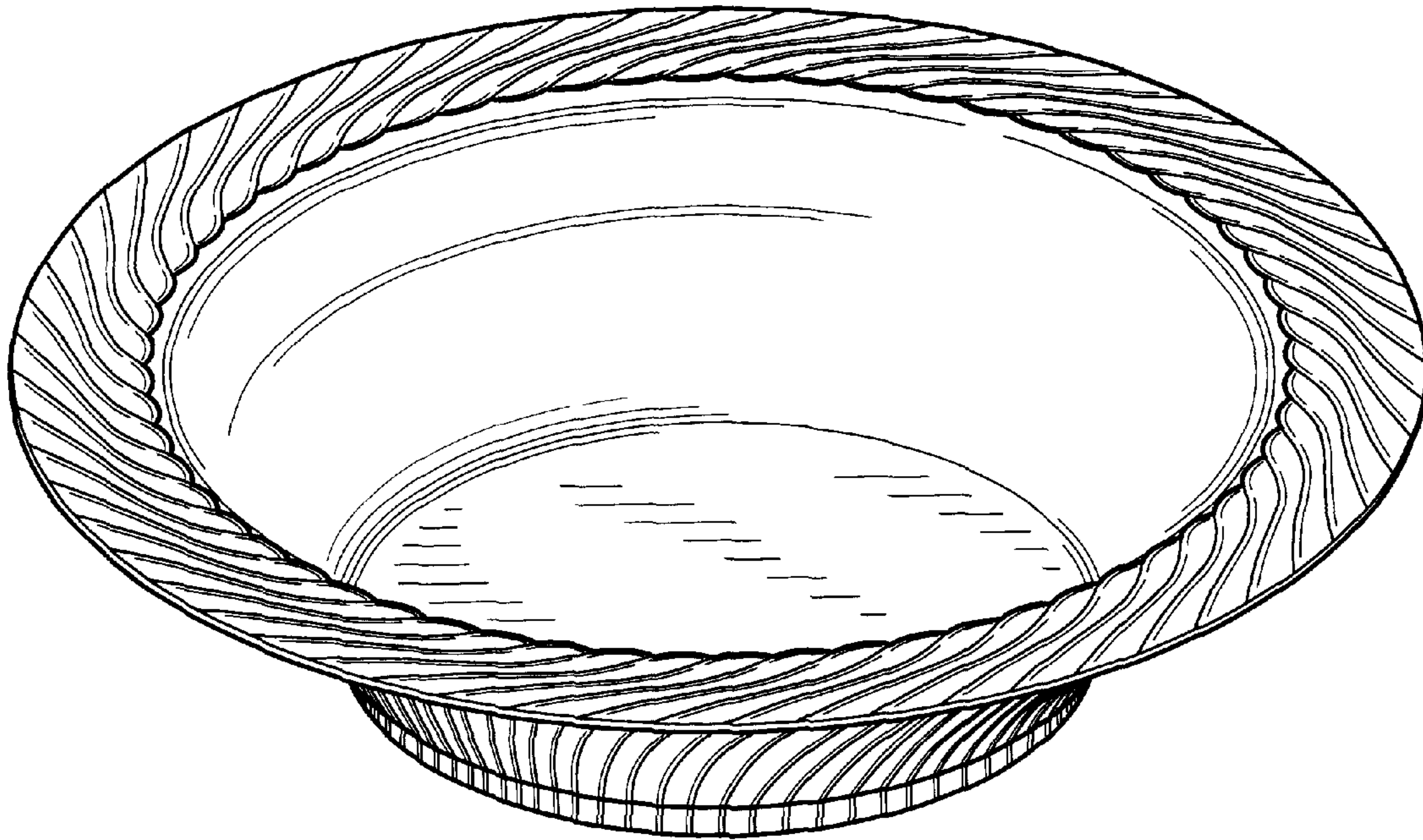
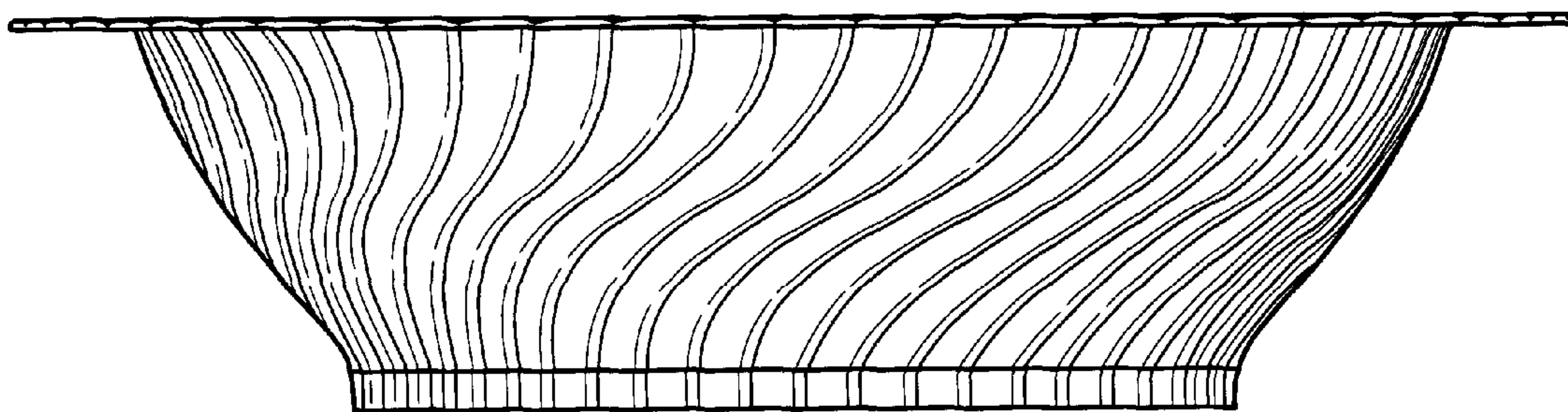


FIG. 2



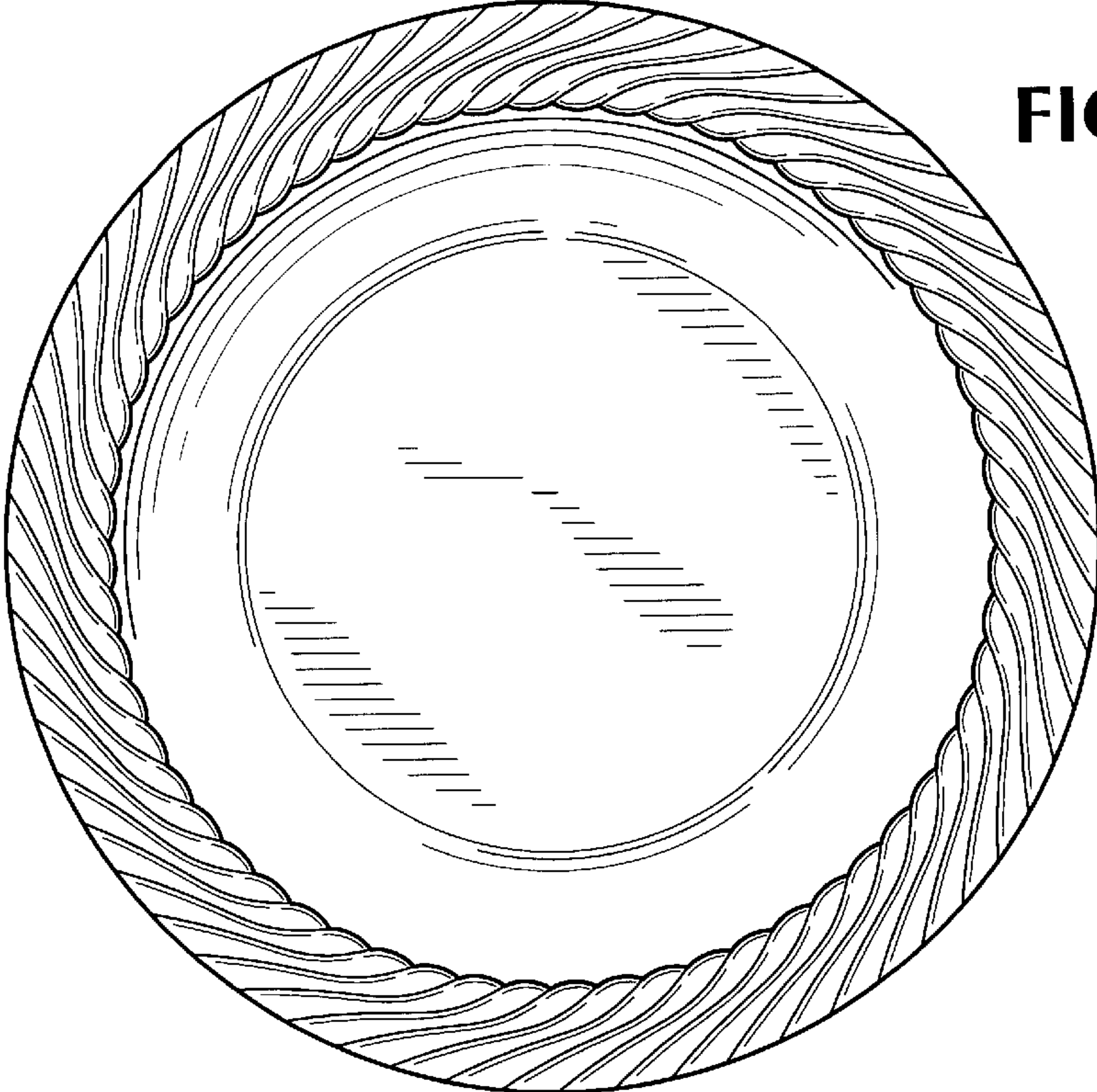


FIG. 3

FIG. 4

