

US00D493661S1

(12) **United States Design Patent** (10) **Patent No.:** **US D493,661 S**  
**Yau** (45) **Date of Patent:** **\*\* Aug. 3, 2004**

(54) **DVD HOLDER**

(75) **Inventor:** **Chor Chi Yau, Shatin (CN)**

(73) **Assignee:** **Rush Land Limited, Shatin (HK)**

(\*\*) **Term:** **14 Years**

(21) **Appl. No.:** **29/188,240**

(22) **Filed:** **Aug. 15, 2003**

(51) **LOC (7) Cl.** ..... **06-04**

(52) **U.S. Cl.** ..... **D6/635; D6/407; D6/629;**  
**D6/632; D6/634**

(58) **Field of Search** ..... **D6/407, 626-635;**  
**206/307.1, 308.1, 308.2, 308.3, 309, 311,**  
**312, 387.11, 387.12, 387.15**

(56) **References Cited**

**U.S. PATENT DOCUMENTS**

5,944,181	A	*	8/1999	Lau	.....	206/308.1
D420,240	S	*	2/2000	Sorenson et al.	.....	D6/632
D437,171	S	*	2/2001	Cuadrado-Serena	.....	D6/632
D437,520	S	*	2/2001	Choi	.....	D6/632
6,237,763	B1	*	5/2001	Lau	.....	206/308.1
D450,973	S	*	11/2001	Bieda	.....	D6/632
D452,105	S	*	12/2001	Chan	.....	D6/635
6,425,481	B1	*	7/2002	Choi	.....	206/308.1
D465,960	S	*	11/2002	Yau	.....	D6/632
D470,707	S	*	2/2003	Lopez	.....	D6/634
6,547,067	B1	*	4/2003	Liu	.....	206/308.1
6,547,068	B2	*	4/2003	Chu	.....	206/310
6,609,614	B1	*	8/2003	Huang	.....	206/308.1

D481,251	S	*	10/2003	Yau	.....	D6/632
2001/0021167	A1	*	9/2001	Kutaragi et al.	.....	
2001/0032792	A1	*	10/2001	Cheung	.....	206/308.1
2001/0047947	A1	*	12/2001	Lau	.....	206/310
2003/0015442	A1	*	1/2003	Chu	.....	
2003/0070946	A1	*	4/2003	Liu	.....	
2003/0075463	A1	*	4/2003	Perez	.....	206/310
2004/0007482	A1	*	1/2004	Wen-Long	.....	206/308.1
2004/0016660	A1	*	1/2004	Tang	.....	206/308.1

\* cited by examiner

*Primary Examiner*—Celia A. Murphy

(74) *Attorney, Agent, or Firm*—Alix, Yale & Ristas, LLP

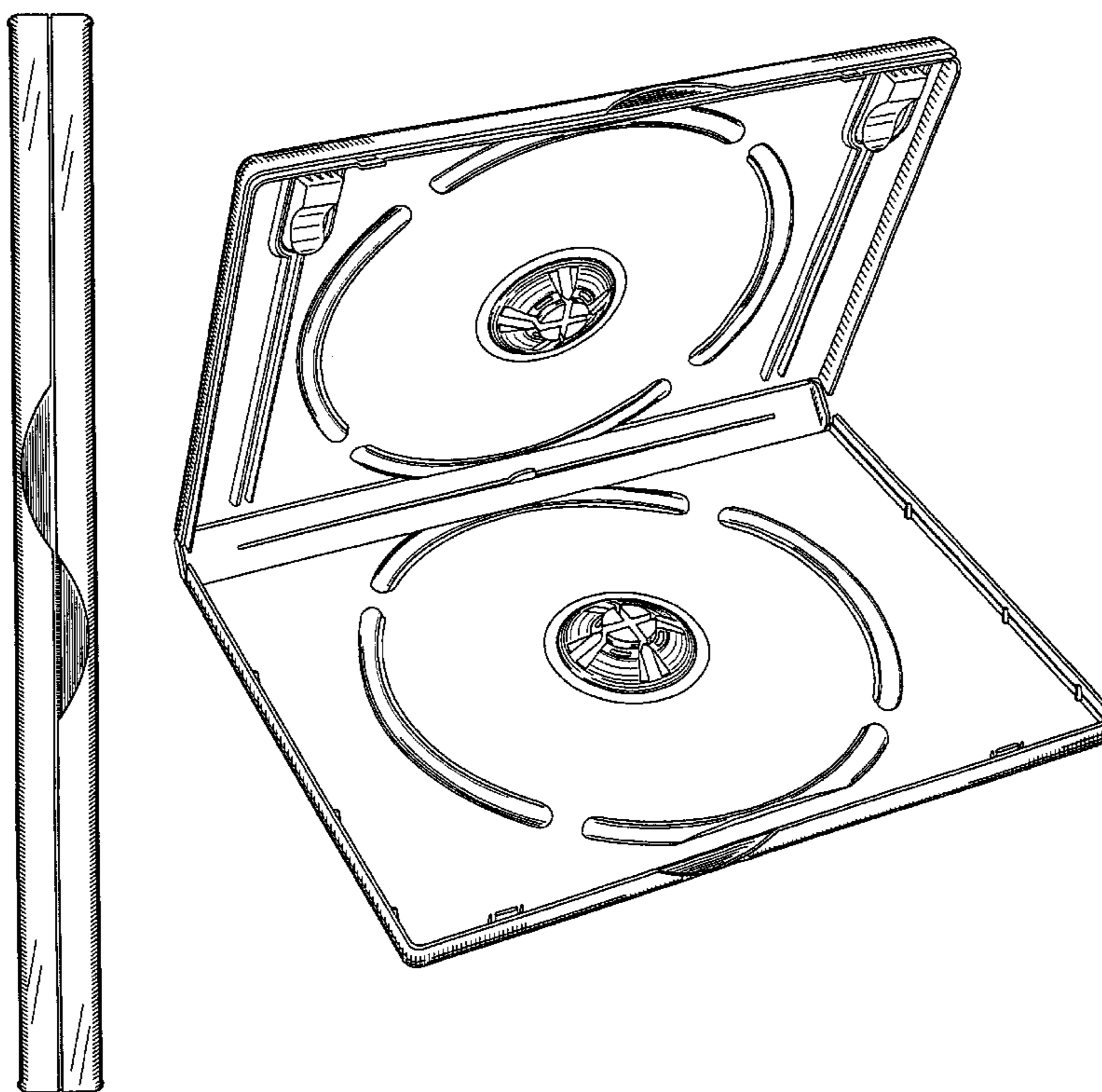
(57) **CLAIM**

I claim the ornamental design for a DVD holder, as shown and described.

**DESCRIPTION**

FIG. 1 is a front perspective view of the DVD holder showing my new design;  
FIG. 2 is a top plan view of the DVD holder of FIG. 1;  
FIG. 3 is a front view of the DVD holder of FIG. 1;  
FIG. 4 is a left side view of the DVD holder of FIG. 1;  
FIG. 5 is a right side view of the DVD holder of FIG. 1;  
FIG. 6 is a rear view of the DVD holder of FIG. 1;  
FIG. 7 is a bottom plan view of the DVD holder of FIG. 1; and,  
FIG. 8 is a front perspective view of the DVD holder of FIG. 1 in an opened position.

**1 Claim, 5 Drawing Sheets**



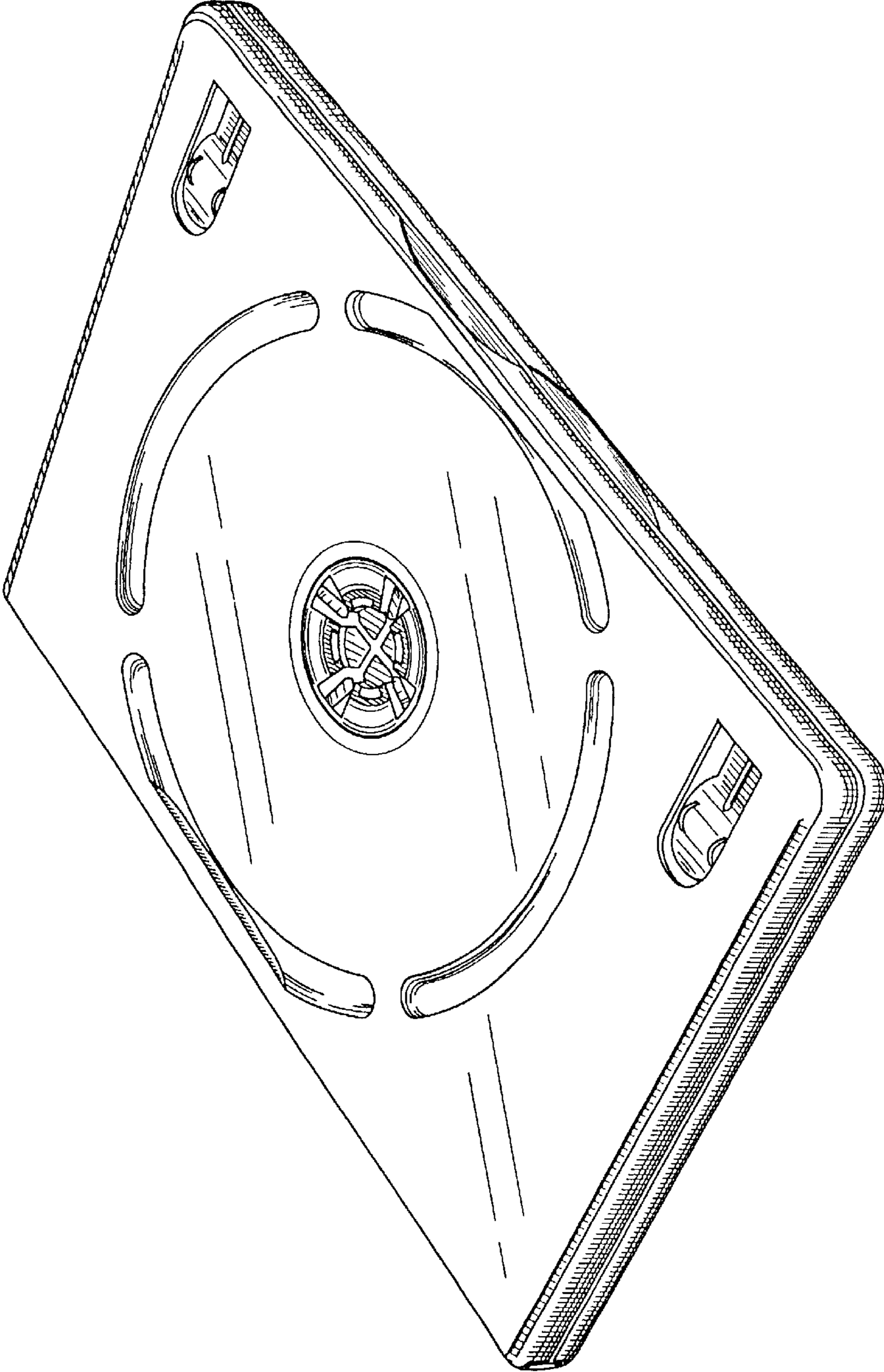


Fig.1

Fig.2

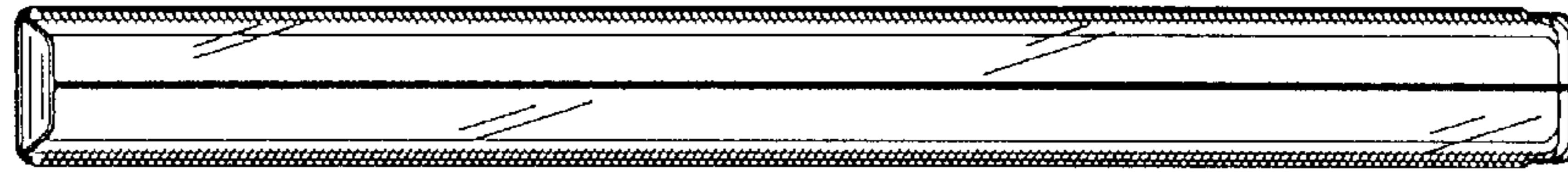



Fig.3



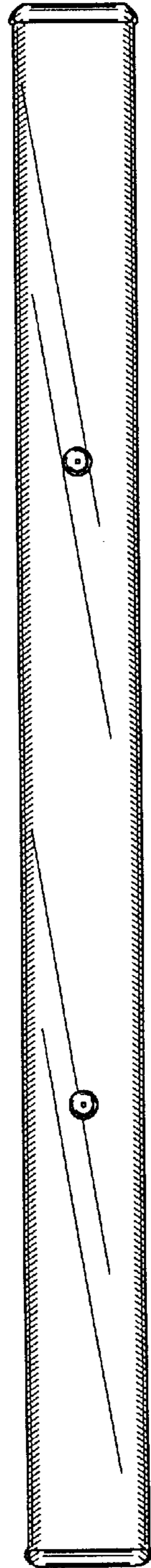


Fig.4

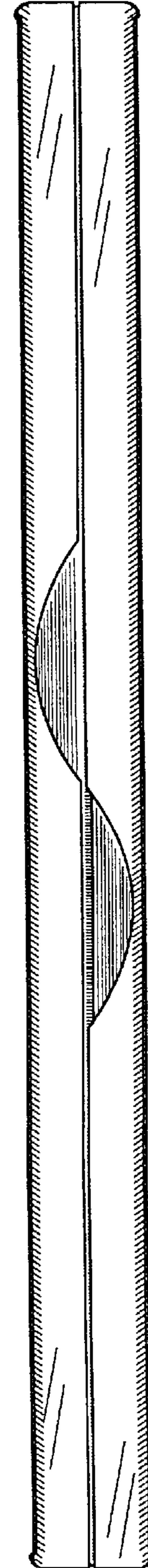


Fig.5




Fig. 6

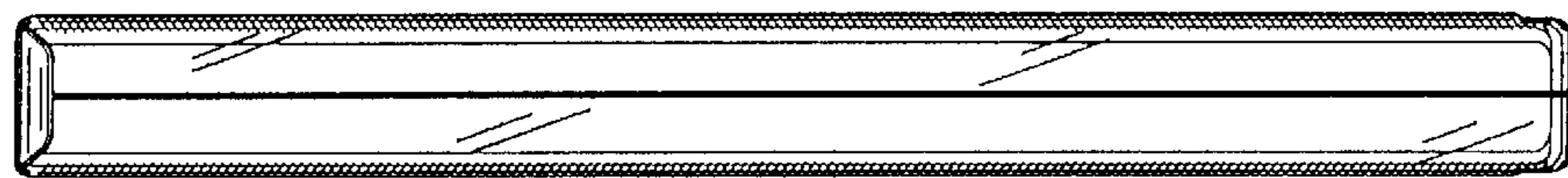


Fig. 7




Fig.8