

US00D493660S1

(12) **United States Design Patent** (10) **Patent No.:** **US D493,660 S**
Goodman et al. (45) **Date of Patent:** **** Aug. 3, 2004**

(54) **CD HOLDER RACK**
 (75) Inventors: **Sheldon H. Goodman**, 30905 Stratford Dr., Solon, OH (US) 44139; **Brian R. Stelmarski**, Streetsboro, OH (US)

D434,591 S 12/2000 Goodman et al.
 D444,020 S * 6/2001 Muth D6/630
 D462,559 S * 9/2002 Lechner D6/630
 D476,170 S * 6/2003 Johnson D6/462

(73) Assignee: **Sheldon H. Goodman**, Solon, OH (US)
 (**) Term: **14 Years**

OTHER PUBLICATIONS
 Spectrum New For 2002 New Products Brochure, Circa 2002, Cover page and 7 pages.

(21) Appl. No.: **29/193,965**
 (22) Filed: **Nov. 17, 2003**

* cited by examiner
Primary Examiner—Cathron Brooks
 (74) *Attorney, Agent, or Firm*—Fay, Sharpe, Fagan, Minnich & McKee, LLP

(51) **LOC (7) Cl.** **06-04**
 (52) **U.S. Cl.** **D6/630; D6/566**
 (58) **Field of Search** D6/407, 465, 566, D6/629, 630, 478, 479; 206/307, 308.1, 387.14; 211/36-43, 85.31, 134, 186-189, 153, 194; 312/9.1, 9.8, 9.41, 9.32, 9.47, 9.53, 9.59, 9.64

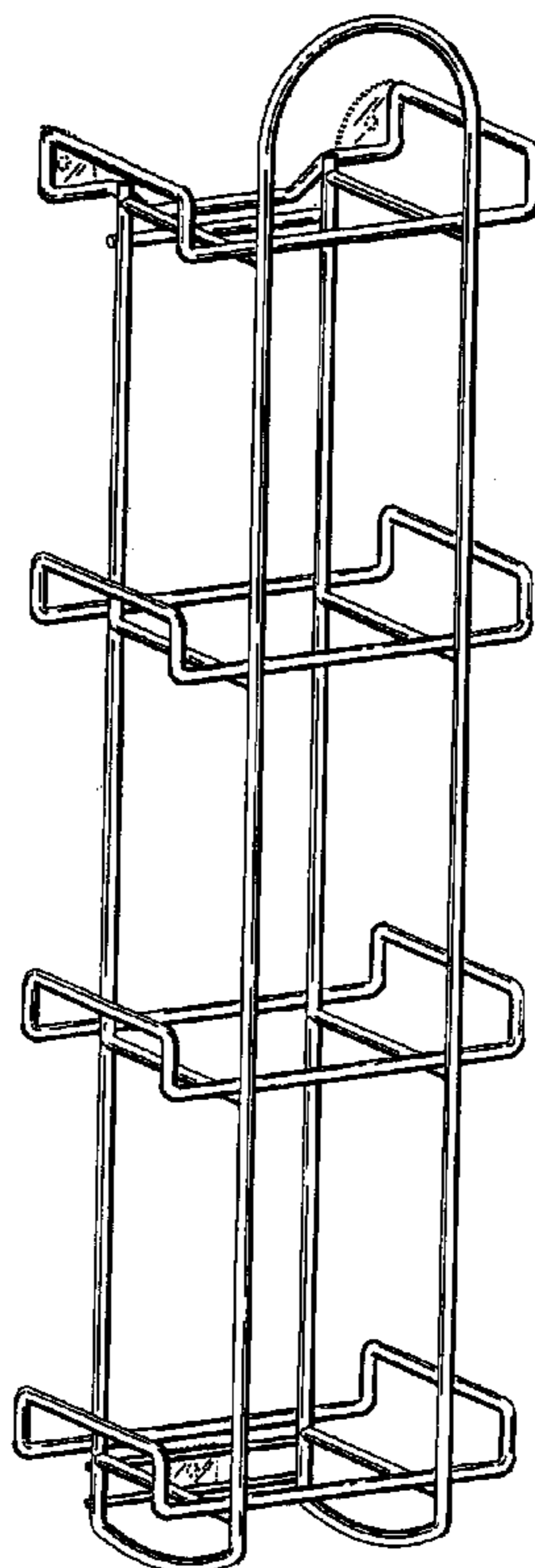
(57) **CLAIM**
 The ornamental design for a CD holder rack, as shown and described.

(56) **References Cited**
U.S. PATENT DOCUMENTS

996,421	A	*	6/1911	McCausland	211/51
D159,217	S	*	7/1950	Lydick	D6/465
D236,050	S	*	7/1975	Folberth	D6/566
4,583,646	A	*	4/1986	Bowman	211/32
D331,680	S	*	12/1992	Glassenberg	D6/566
D369,483	S	*	5/1996	Kandel	D6/465
D381,548	S		7/1997	Goodman et al.		
D394,980	S		6/1998	Goodman et al.		
5,791,265	A	*	8/1998	Ellsworth et al.	211/194

DESCRIPTION
 FIG. 1 is a perspective view of a CD holder rack showing our new design;
 FIG. 2 is a front elevational view thereof;
 FIG. 3 is a left side elevational view thereof, with a right side elevational view being a mirror image thereof;
 FIG. 4 is a rear elevational view thereof;
 FIG. 5 is a top plan view thereof; and,
 FIG. 6 is a bottom plan view thereof.
 The portions shown in broken lines in FIGS. 1-6 form no part of the claimed design.

1 Claim, 2 Drawing Sheets



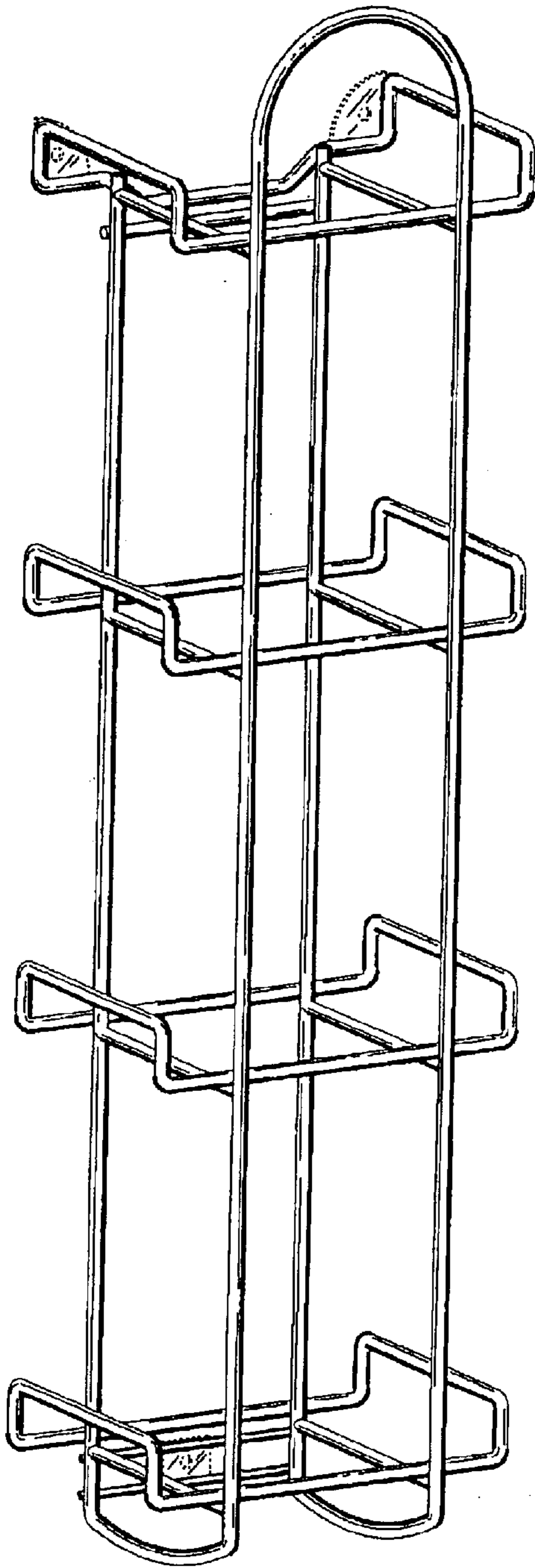


FIG. 1

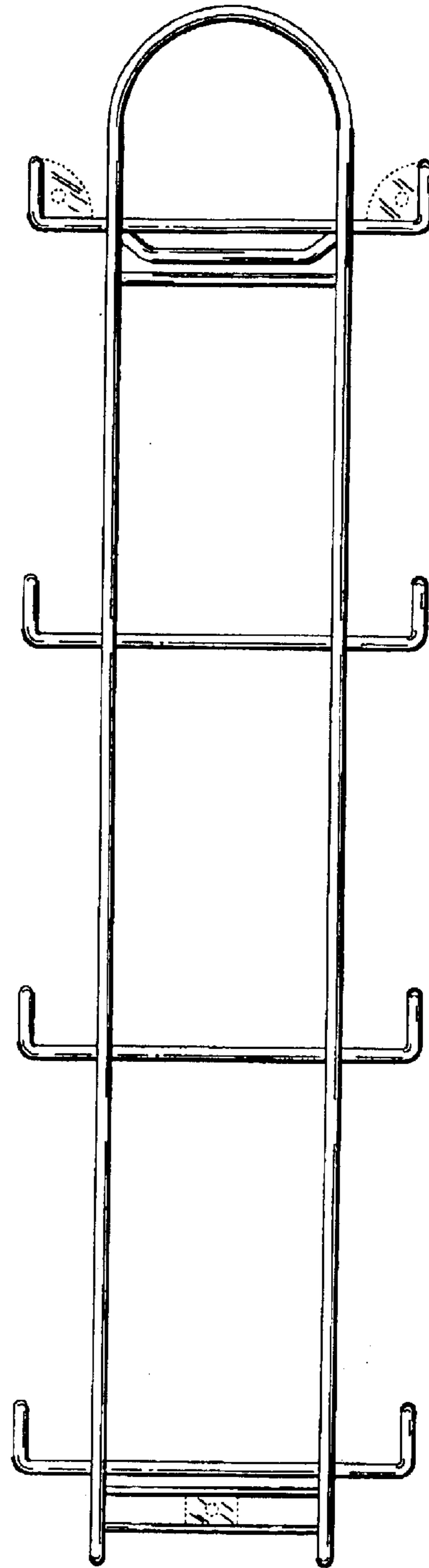


FIG. 2




FIG. 3

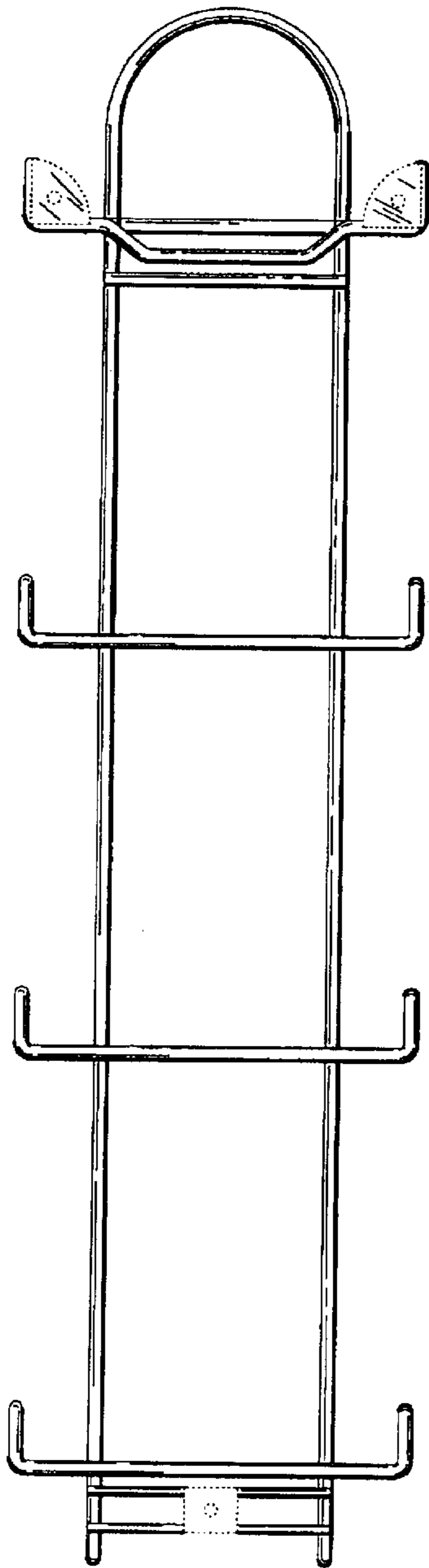


FIG. 4




FIG. 5




FIG. 6