

US00D493659S1

(12) **United States Design Patent**
Ohayon

(10) **Patent No.:** **US D493,659 S**

(45) **Date of Patent:** **** Aug. 3, 2004**

(54) **MULTIMEDIA RACK**

(76) **Inventor:** **Abraham Ohayon**, 1345 E. 38th St.,
Brooklyn, NY (US) 11234-2807

(**) **Term:** **14 Years**

(21) **Appl. No.:** **29/191,943**

(22) **Filed:** **Oct. 15, 2003**

(51) **LOC (7) Cl.** **06-04**

(52) **U.S. Cl.** **D6/629**

(58) **Field of Search** D6/407, 967, 629,
D6/630, 478, 479; 2096/307, 308.1, 387.14;
211/36-43, 85.31, 134, 186-189, 153, 194;
312/9.1, 9.8, 9.41, 9.32, 9.47, 9.53, 9.54,
9.64

(56) **References Cited**

U.S. PATENT DOCUMENTS

- 4,850,477 A * 7/1989 Gelardi et al. 206/308.2
- D381,344 S * 7/1997 Kosaku D6/467
- D404,956 S * 2/1999 Cheris et al. D6/629
- D404,957 S * 2/1999 Cheris et al. D6/629

- 5,873,472 A * 2/1999 Weisburn 312/9.54
- D443,790 S * 6/2001 Bennett D6/629
- D485,725 S * 1/2004 Real D6/629

* cited by examiner

Primary Examiner—Cathron Brooks

(74) *Attorney, Agent, or Firm*—Frishauf, Holtz, Goodman
& Chick, P.C.

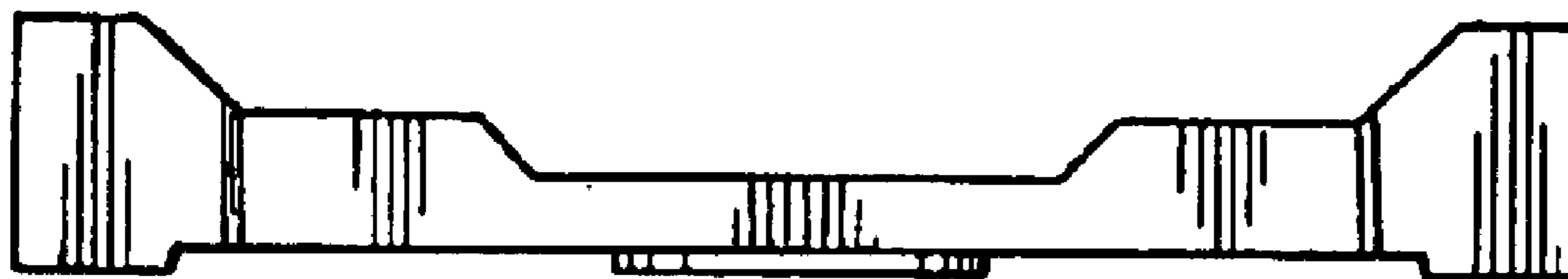
(57) **CLAIM**

The ornamental design for a multimedia rack, as shown and described.

DESCRIPTION

FIG. 1 is a top, front, left side perspective view of a multimedia rack showing my new design;
 FIG. 2 is a front elevational view thereof, the rear elevational view being a mirror image;
 FIG. 3 is a left side elevational view thereof, the right side elevational view being a mirror image;
 FIG. 4 is a top plan view thereof; and,
 FIG. 5 is a bottom plan view thereof.

1 Claim, 2 Drawing Sheets



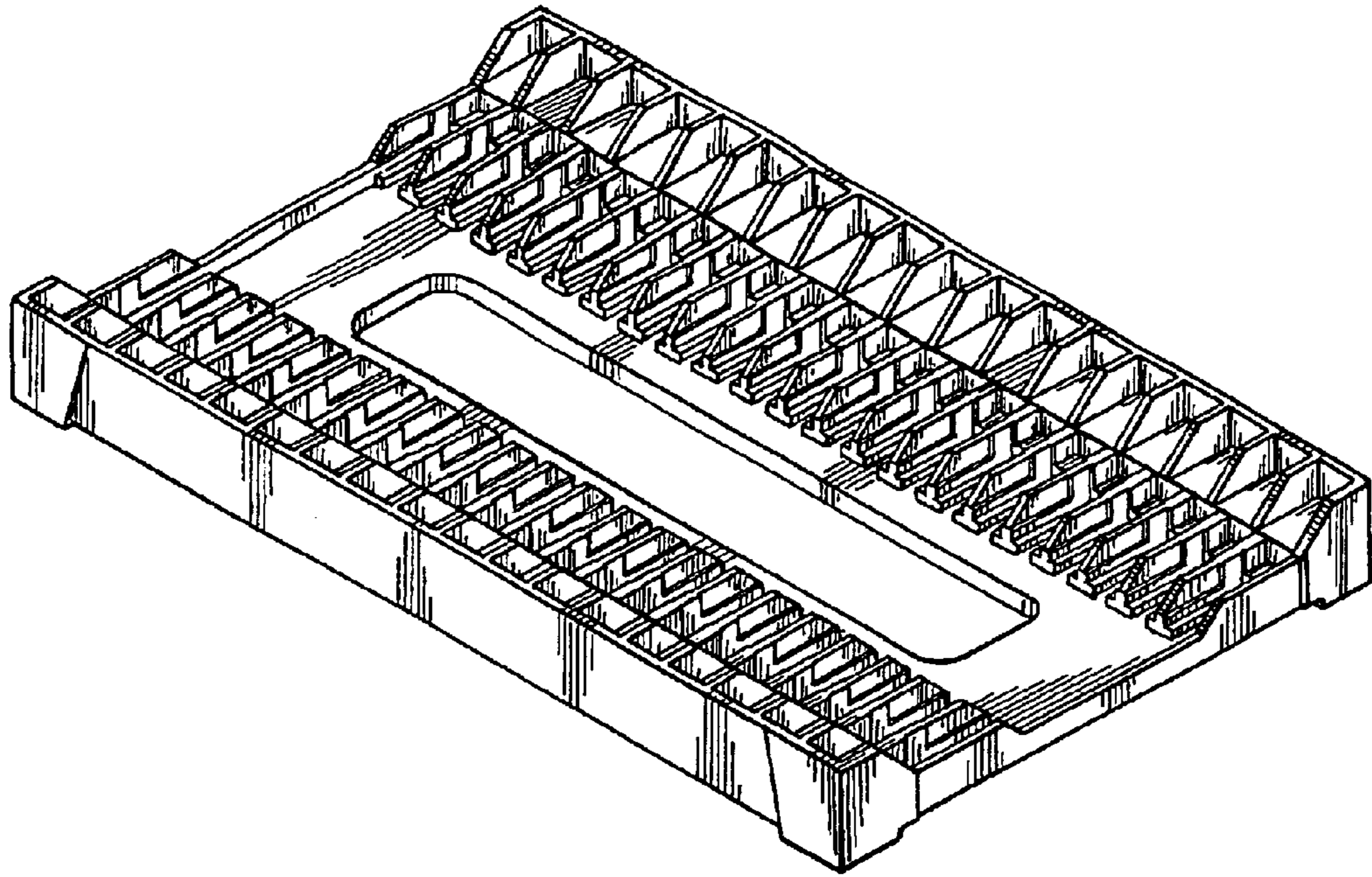


Fig. 1



Fig. 2

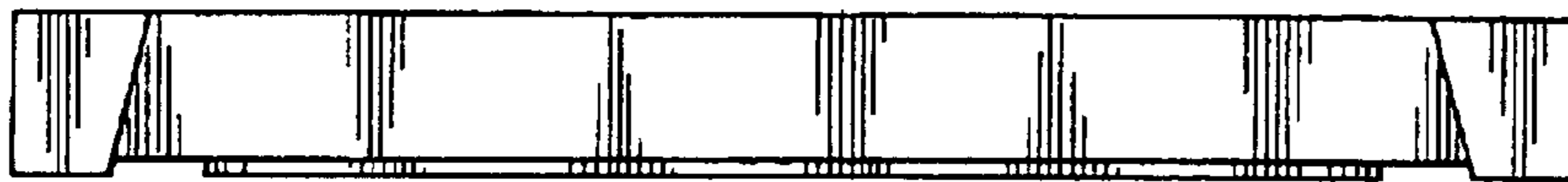


Fig. 3

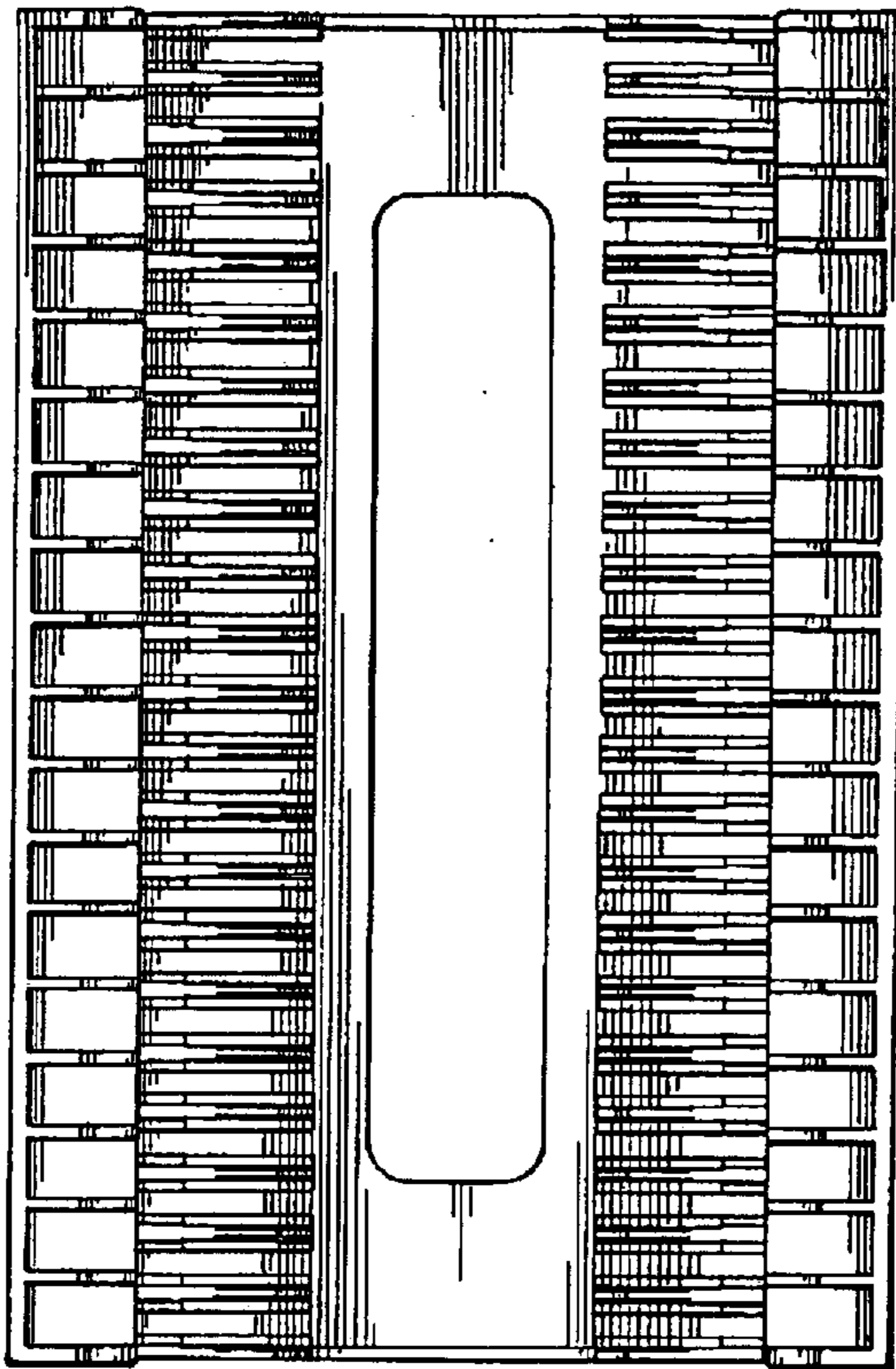


Fig. 4




Fig. 5