

US00D493654S1

(12) **United States Design Patent**  
**Wilkinson**

(10) **Patent No.:** **US D493,654 S**

(45) **Date of Patent:** **\*\* Aug. 3, 2004**

(54) **DECORATIVE SHOWER CURTAIN AND FAN HANGER**

(76) **Inventor:** **Nicole A. Wilkinson**, 6601 Butter Clam Ct., Wilmington, NC (US) 28405

(\*\*) **Term:** **14 Years**

(21) **Appl. No.:** **29/167,826**

(22) **Filed:** **Sep. 18, 2002**

**Related U.S. Application Data**

(62) Division of application No. 29/141,632, filed on May 10, 2001, now Pat. No. Des. 465,373.

(51) **LOC (7) Cl.** ..... **06-10**

(52) **U.S. Cl.** ..... **D6/581; D6/580; D23/411; D11/79**

(58) **Field of Search** ..... D6/575-581; D11/1, D11/2, 7, 11, 40, 42, 43, 45, 79, 85-87, 117, 121, 130, 131, 184; D23/385, 386, 411, 366, 368; D26/113, 154; D8/367, 379, 370; 160/330, 332, 384, DIG. 6; 63/1.11, 1.16, 1.18, 12, 13, 21, 38, 40; 428/7, 9, 11, 12, 28, 32, 100, 542, 2; 24/3.1, 3.3, 3.13, 116 A, 116 R, 115 A, 705, 706.1, 711.2, 711.3, 716, 369, 698.3; 362/457, 806; 248/682, 684, 686, 690, 692, 693, 303, 305, 317, 214, 215, 902, 915, 339-341

(56) **References Cited**

**U.S. PATENT DOCUMENTS**

D16,350 S \* 10/1885 Jenkins ..... D26/154

1,057,491 A	*	4/1913	Morrison et al.	.....	160/332
D44,925 S	*	11/1913	Hoye	.....	D6/579
1,133,966 A	*	3/1915	Hoye	.....	160/332
D59,054 S	*	9/1921	Allen	.....	D26/154
1,634,312 A	*	7/1927	Zecchino	.....	160/332
2,681,545 A	*	6/1954	Hall	.....	59/80
D238,292 S	*	12/1975	Durante	.....	D11/1
D277,944 S	*	3/1985	Andrus	.....	D11/121
5,116,009 A	*	5/1992	Bayer	.....	248/303
5,285,364 A	*	2/1994	Bayer	.....	248/303
5,465,466 A	*	11/1995	Napier	.....	24/3.3
5,921,668 A	*	7/1999	Bayer	.....	362/404
D454,974 S	*	3/2002	Yando	.....	D26/154

\* cited by examiner

*Primary Examiner*—Philip S. Hyder

*Assistant Examiner*—C Tuttle

(74) *Attorney, Agent, or Firm*—MacCord Mason PLLC

(57) **CLAIM**

The ornamental design for a decorative shower curtain and fan hanger, as shown and described.

**DESCRIPTION**

FIG. 1 is a front view showing my new design;  
FIG. 2 is a left view thereof;  
FIG. 3 is a back view thereof;  
FIG. 4 is a right view thereof;  
FIG. 5 is a top view thereof; and,  
FIG. 6 is a bottom view thereof.

The structure shown in broken lines are for illustrative purposes only; and form no part of the claimed design.

**1 Claim, 1 Drawing Sheet**

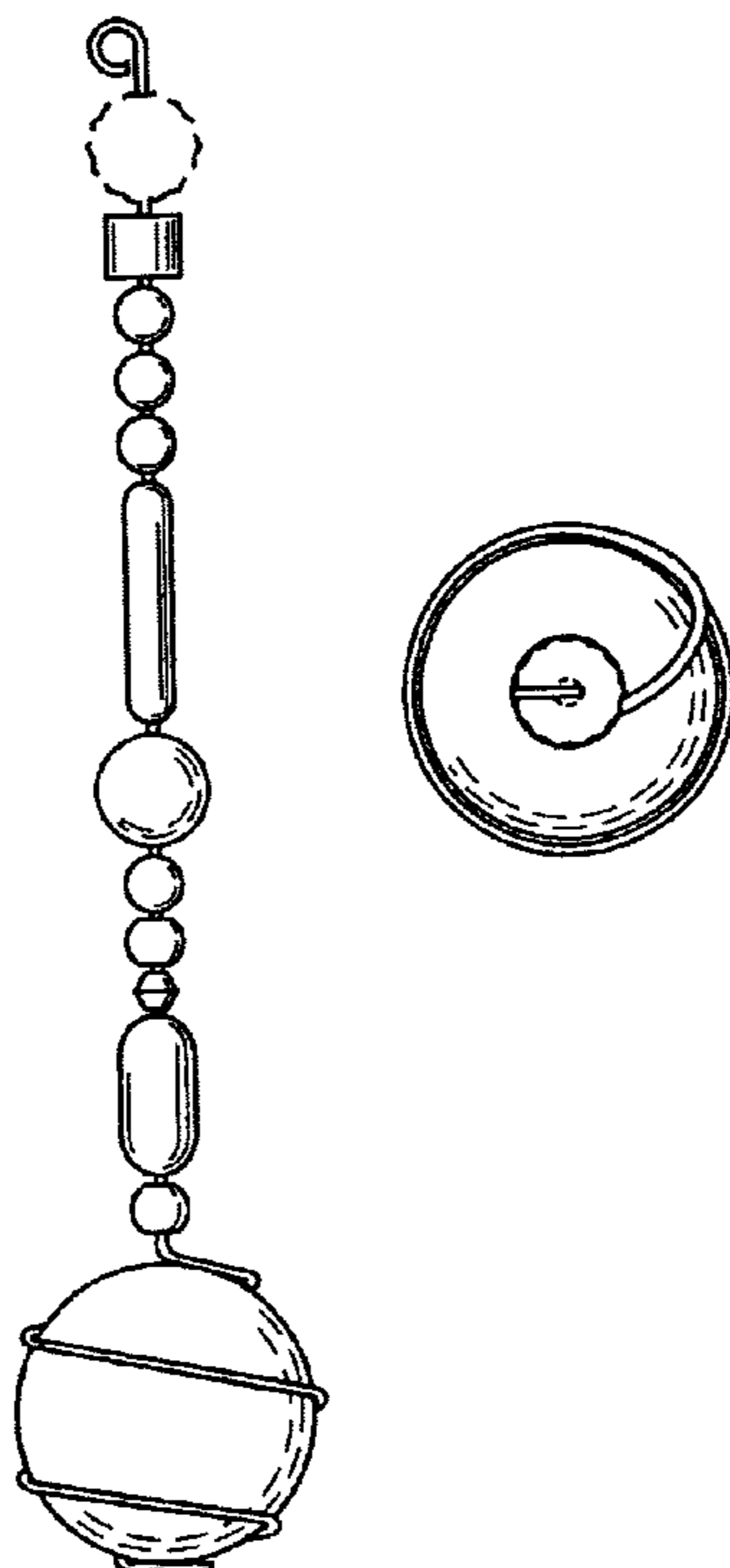


Fig. 1

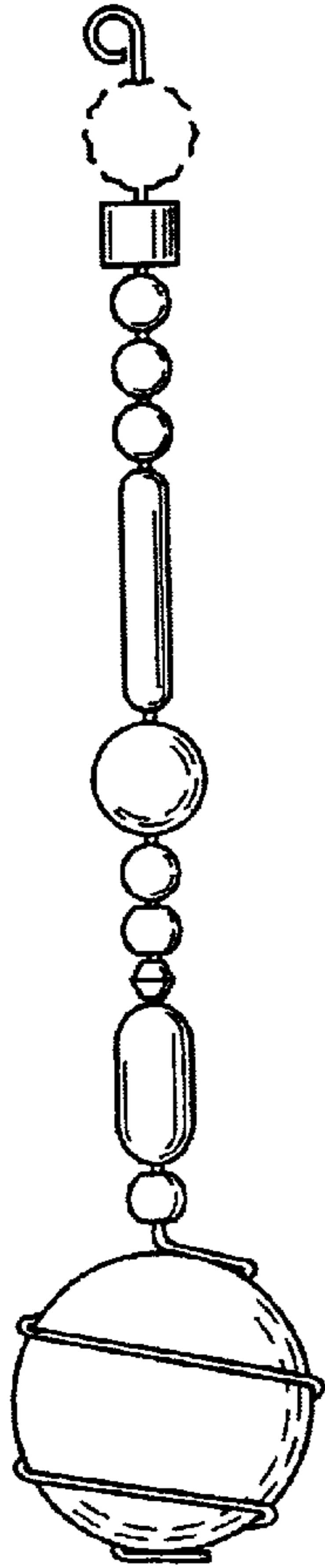


Fig. 2

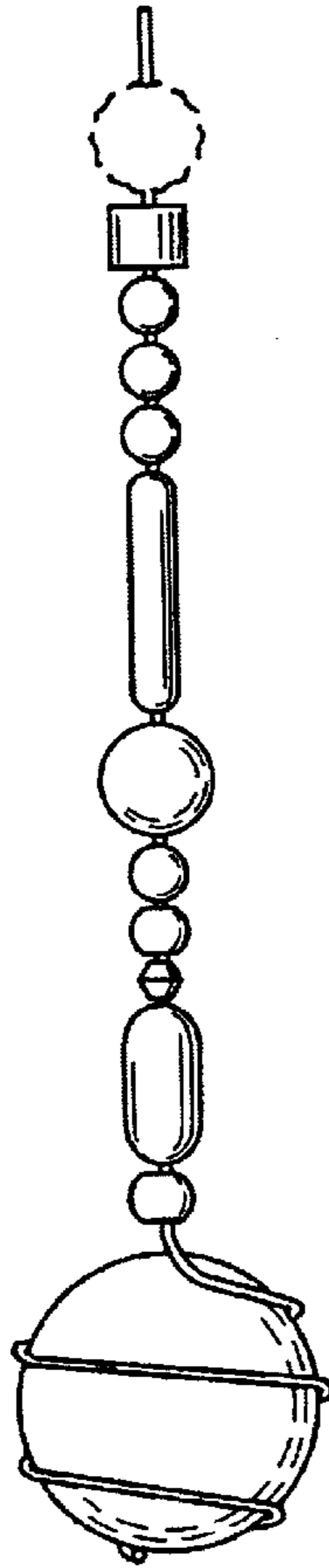


Fig. 3

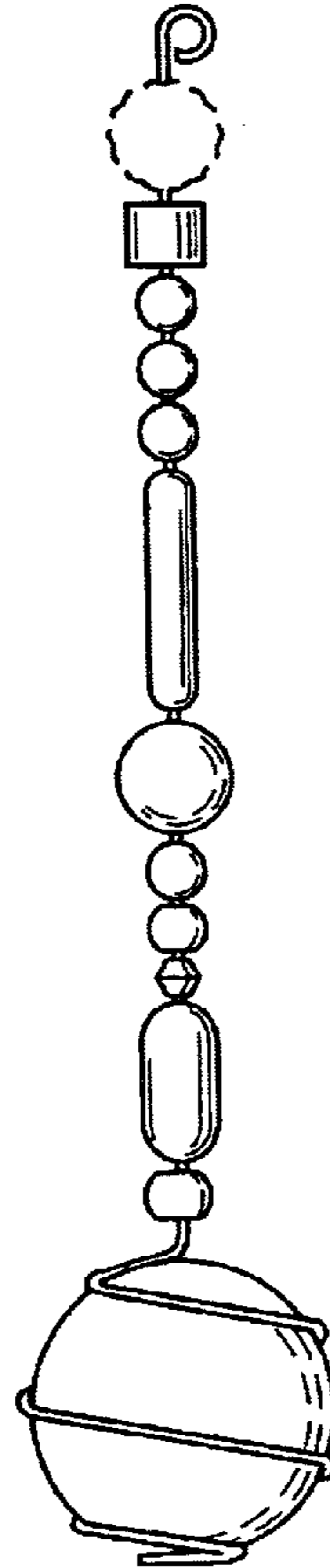


Fig. 4

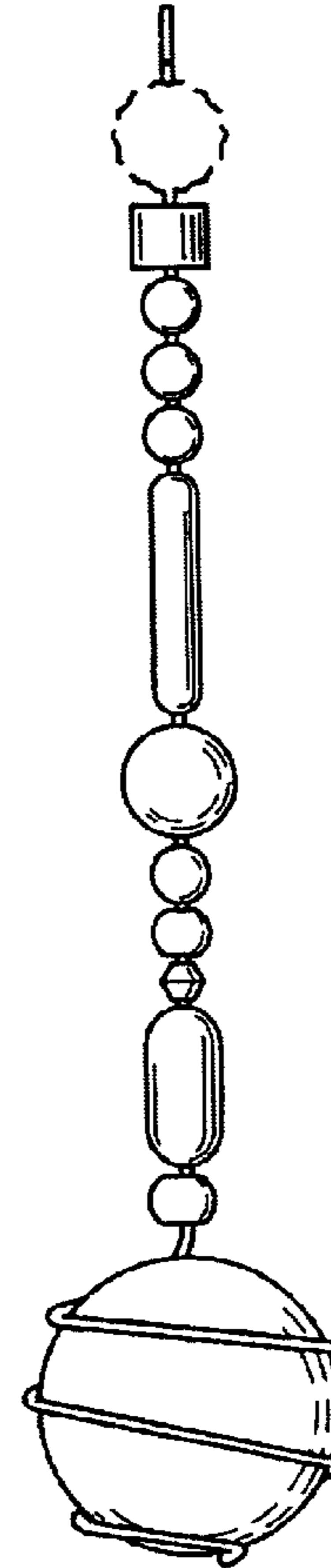


Fig. 5

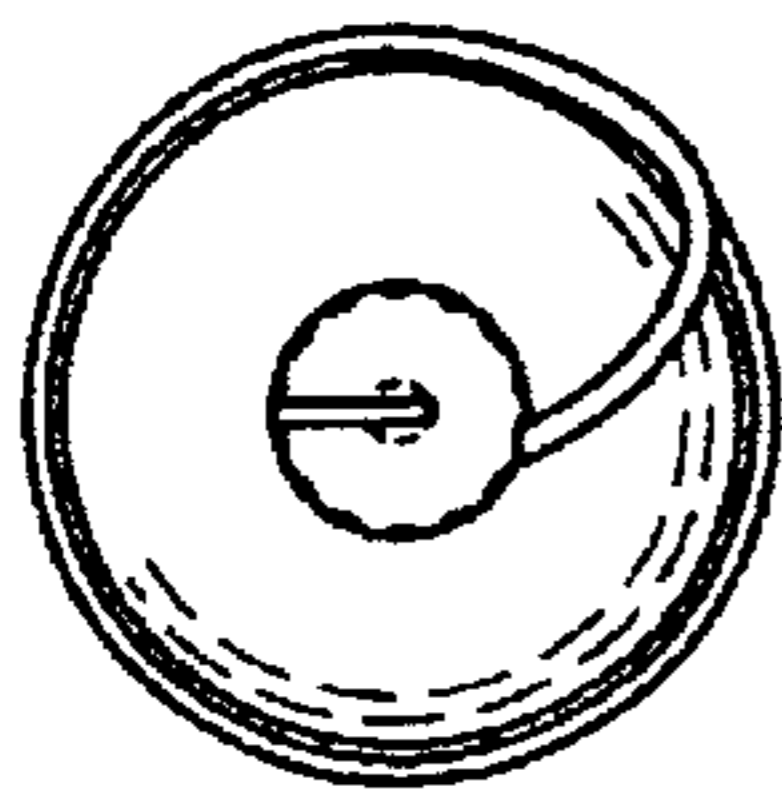


Fig. 6

