

US00D493653S1

(12) **United States Design Patent** (10) **Patent No.:** **US D493,653 S**
van Zutven (45) **Date of Patent:** **** Aug. 3, 2004**

(54) **VERTICAL BLIND** 3,173,475 A * 3/1965 Wegner 160/133
D354,190 S * 1/1995 Ross et al. D6/580
(75) **Inventor:** **Patrick Petrus Egbertus Wilhelmus** D355,092 S * 2/1995 Swopes D6/580
van Zutven, Best (NL) D409,869 S * 5/1999 Marusak D6/577

(73) **Assignee:** **Alcre B.V., Best (NL)**

(**) **Term:** **14 Years**

(21) **Appl. No.:** **29/188,316**

(22) **Filed:** **Aug. 15, 2003**

(30) **Foreign Application Priority Data**

Feb. 18, 2003 (WO) 234065401

(51) **LOC (7) Cl.** **06-11**

(52) **U.S. Cl.** **D6/577**

(58) **Field of Search** D6/577; 160/230,
160/130, 131, 166.1

(56) **References Cited**

U.S. PATENT DOCUMENTS

3,160,199 A * 12/1964 Cutpepper 160/130

* cited by examiner

Primary Examiner—Robin V. Taylor

(74) *Attorney, Agent, or Firm*—Ladas & Parry

(57) **CLAIM**

The ornamental design for a vertical blind, as shown and described.

DESCRIPTION


FIG. 1 is a front view of a slat of a vertical blind of this invention;

FIG. 2 is a top view thereof; a bottom view thereof is a mirror image of the view shown in FIG. 2;

FIG. 3 is a left-side view thereof; a right-side view thereof is a mirror image of the view shown in FIG. 3; and, FIG. 4 is a rear view thereof.

The broken lines form no part of the claimed design.

1 Claim, 3 Drawing Sheets






FIG. 1



FIG. 2



FIG. 3




FIG. 4