

US00D493648S1

(12) **United States Design Patent**  
**Hoernig**

(10) **Patent No.:** **US D493,648 S**

(45) **Date of Patent:** **\*\* Aug. 3, 2004**

(54) **TOWEL BAR**

D439,093 S \* 3/2001 Goodman et al. .... D6/549  
D466,743 S \* 12/2002 Ouyoung ..... D6/549  
D478,449 S \* 8/2003 Hoernig ..... D6/549

(75) **Inventor:** **Victor Hoernig**, Lowell, IN (US)

(73) **Assignee:** **Bath Unlimited, Inc.**, Fort Mill, SC (US)

(\*\*) **Term:** **14 Years**

(21) **Appl. No.:** **29/191,006**

(22) **Filed:** **Sep. 30, 2003**

(51) **LOC (7) Cl.** ..... **06-04**

(52) **U.S. Cl.** ..... **D6/549**

(58) **Field of Search** ..... D6/546-550, 518-519,  
D6/522-524; D8/300, 303, 315-321; 108/28-29;  
211/13.1, 16, 60.1, 86.01, 87.01, 88.01,  
88.04, 100, 105.1-105.2, 123, 181.1, 182;  
248/175, 176.1, 251, 302; 16/110.1, 412,  
415; 242/570, 590, 595-598

(56) **References Cited**

**U.S. PATENT DOCUMENTS**

D439,091 S \* 3/2001 Milrud et al. .... D6/549

\* cited by examiner

*Primary Examiner*—Brian N Vinson

(74) *Attorney, Agent, or Firm*—Edgar A. Zarins; Lloyd D. Doigan

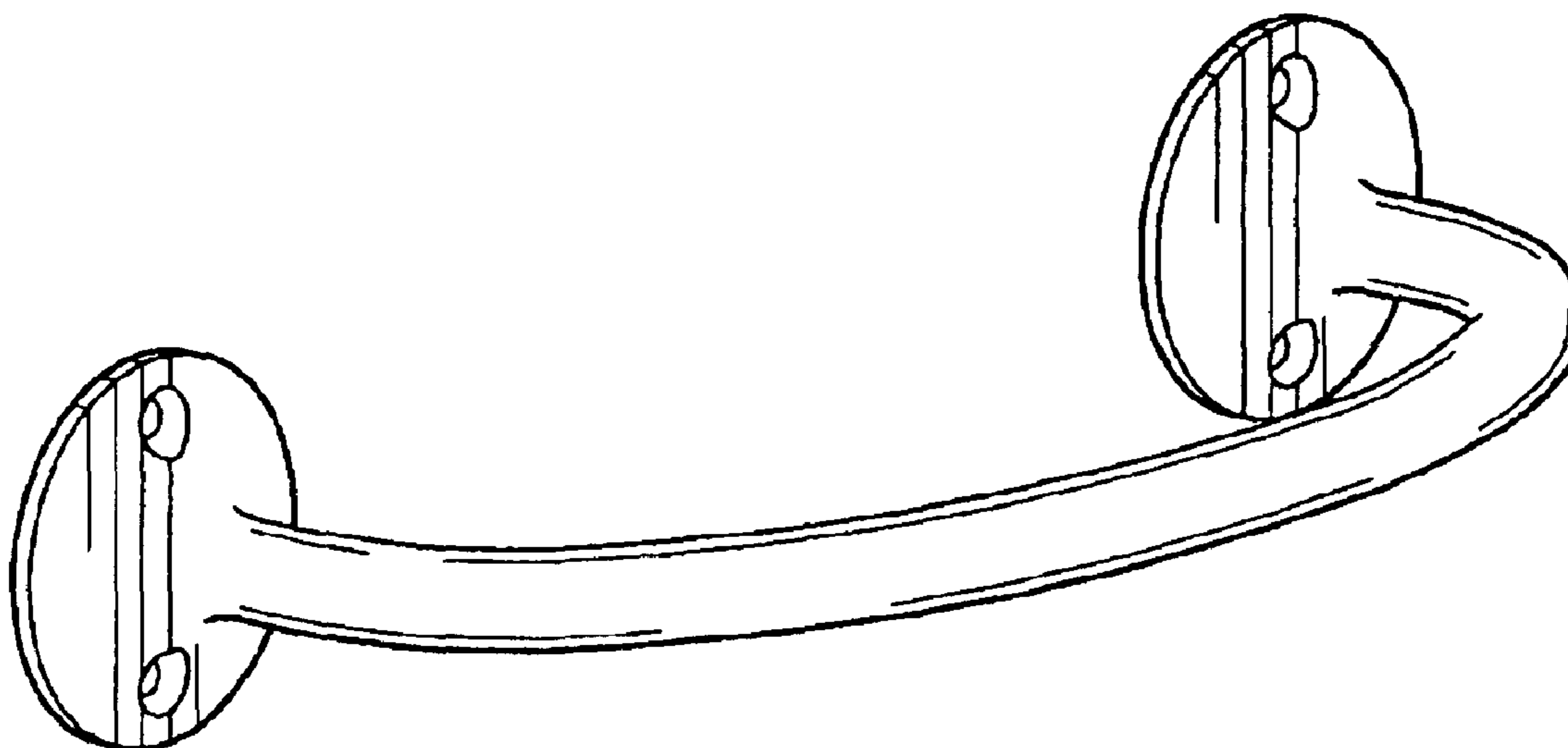
(57) **CLAIM**

The ornamental design for a towel bar, as shown and described.

**DESCRIPTION**

FIG. 1 is a perspective view of a towel bar showing my new design;  
FIG. 2 is an end view thereof, the opposite end being a mirror image of the end shown;  
FIG. 3 is a top plan view thereof;  
FIG. 4 is a front elevational view thereof; and,  
FIG. 5 is a rear view thereof.

**1 Claim, 2 Drawing Sheets**



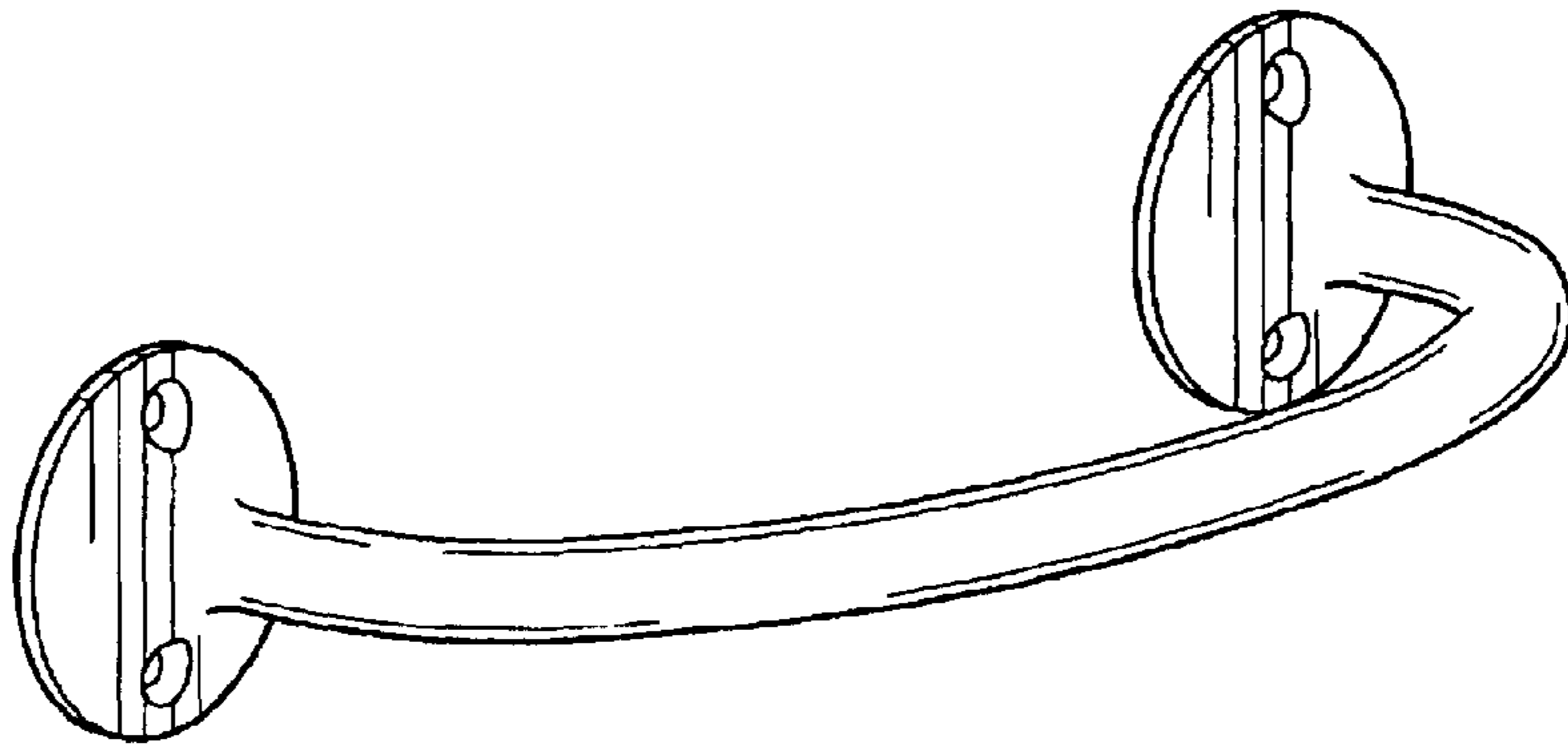


Fig-1




Fig-2




Fig-3

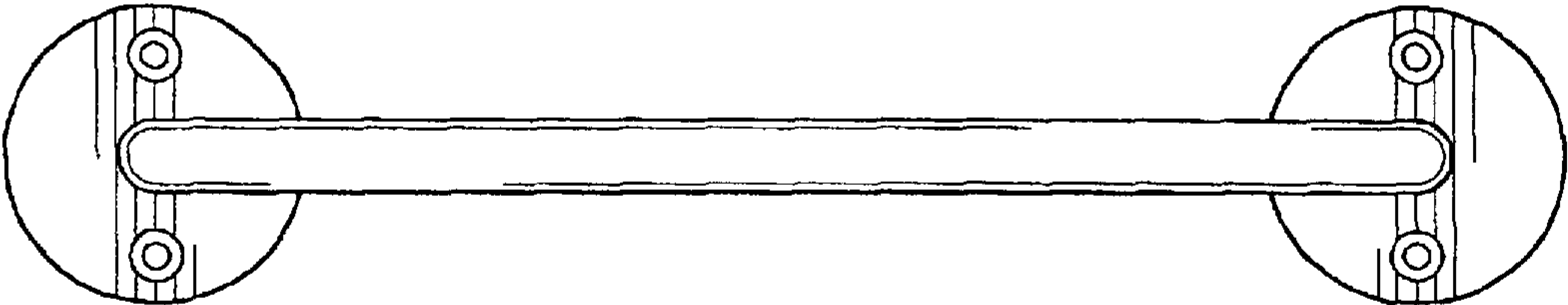


Fig-4

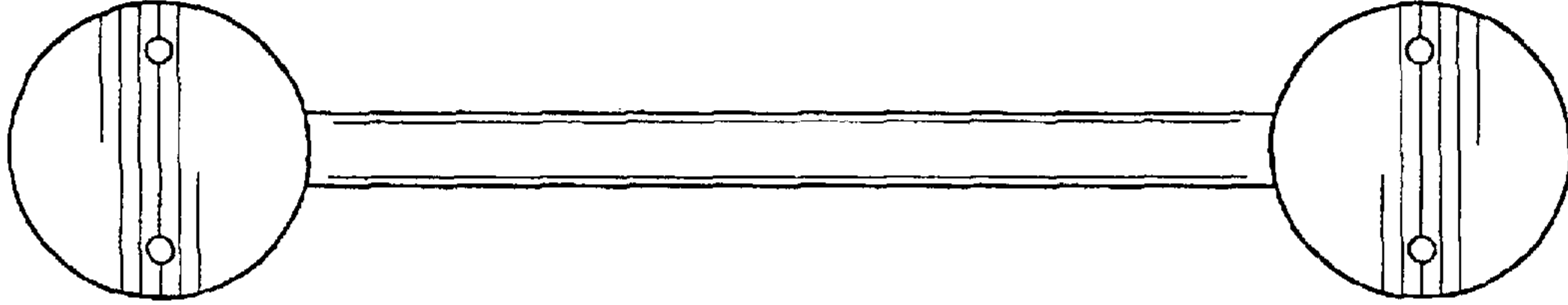


Fig-5