

US00D493645S1

(12) **United States Design Patent**
Ayers et al.

(10) **Patent No.:** **US D493,645 S**

(45) **Date of Patent:** **** Aug. 3, 2004**

(54) **BATH ACCESSORY POST**

(75) Inventors: **Mark Edwards Ayers**, Leesport, PA
(US); **Rockwood T. Roberts, III**,
Shillington, PA (US)

(73) Assignee: **Newfrey LLC**, Newark, DE (US)

(**) Term: **14 Years**

(21) Appl. No.: **29/190,912**

(22) Filed: **Sep. 29, 2003**

(51) **LOC (7) Cl.** **23-02**

(52) **U.S. Cl.** **D6/524**

(58) **Field of Search** D6/546-550, 518-519,
D6/522-524; D8/300, 303, 315-321, 354,
363, 373, 380; 108/28-29; 211/13.1, 16,
60.1, 86.01, 87.01, 88.01, 88.04, 100, 105.1-105.2,
119.003, 123, 126.1, 133.6, 134, 181.1,
182; 248/175, 176.1, 200, 214, 251, 302,
309.1; 16/110.1, 412, 415; 242/570, 590;
206/389, 557

(56) **References Cited**

U.S. PATENT DOCUMENTS

D41,956 S * 12/1911 Nelson D6/549

D53,683 S * 8/1919 Jordan D6/549
D465,956 S * 11/2002 Ouyoung D6/550
D477,946 S * 8/2003 Ouano D6/524
D478,755 S * 8/2003 Moore D6/524
D482,917 S * 12/2003 Chen D6/524

* cited by examiner

Primary Examiner—Brian N. Vinson

(74) *Attorney, Agent, or Firm*—Richard J. Veltman; John D.
Del Ponti

(57) **CLAIM**

The ornamental design for a bath accessory post, as shown
and described.

DESCRIPTION

FIG. 1 is a perspective view of a bath accessory post
showing our new design;

FIG. 2 is a top plan view thereof;

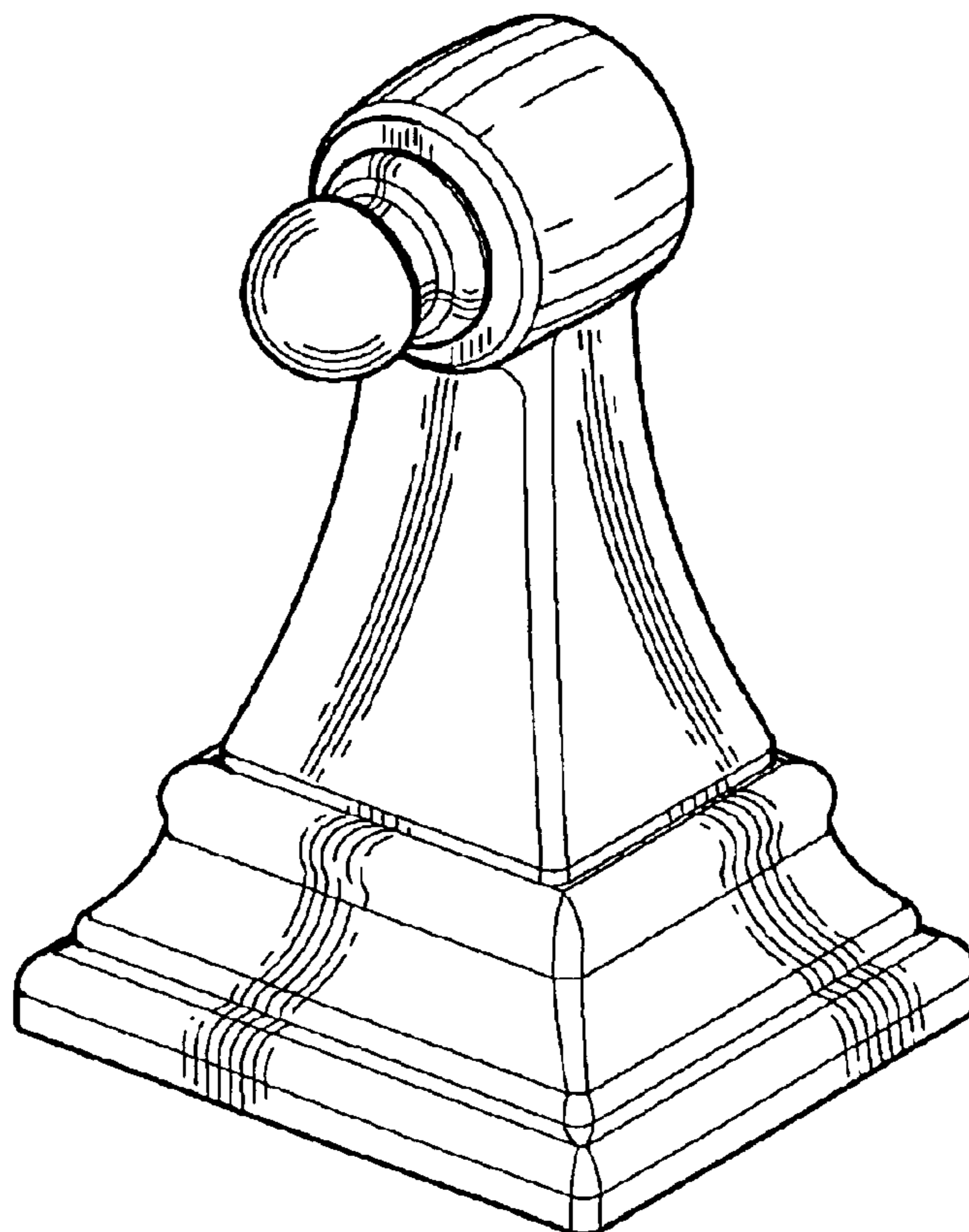
FIG. 3 is a left side view thereof;

FIG. 4 is a front elevational view thereof;

FIG. 5 is a right side view thereof; and,

FIG. 6 is a bottom view thereof.

1 Claim, 3 Drawing Sheets






FIG - 1

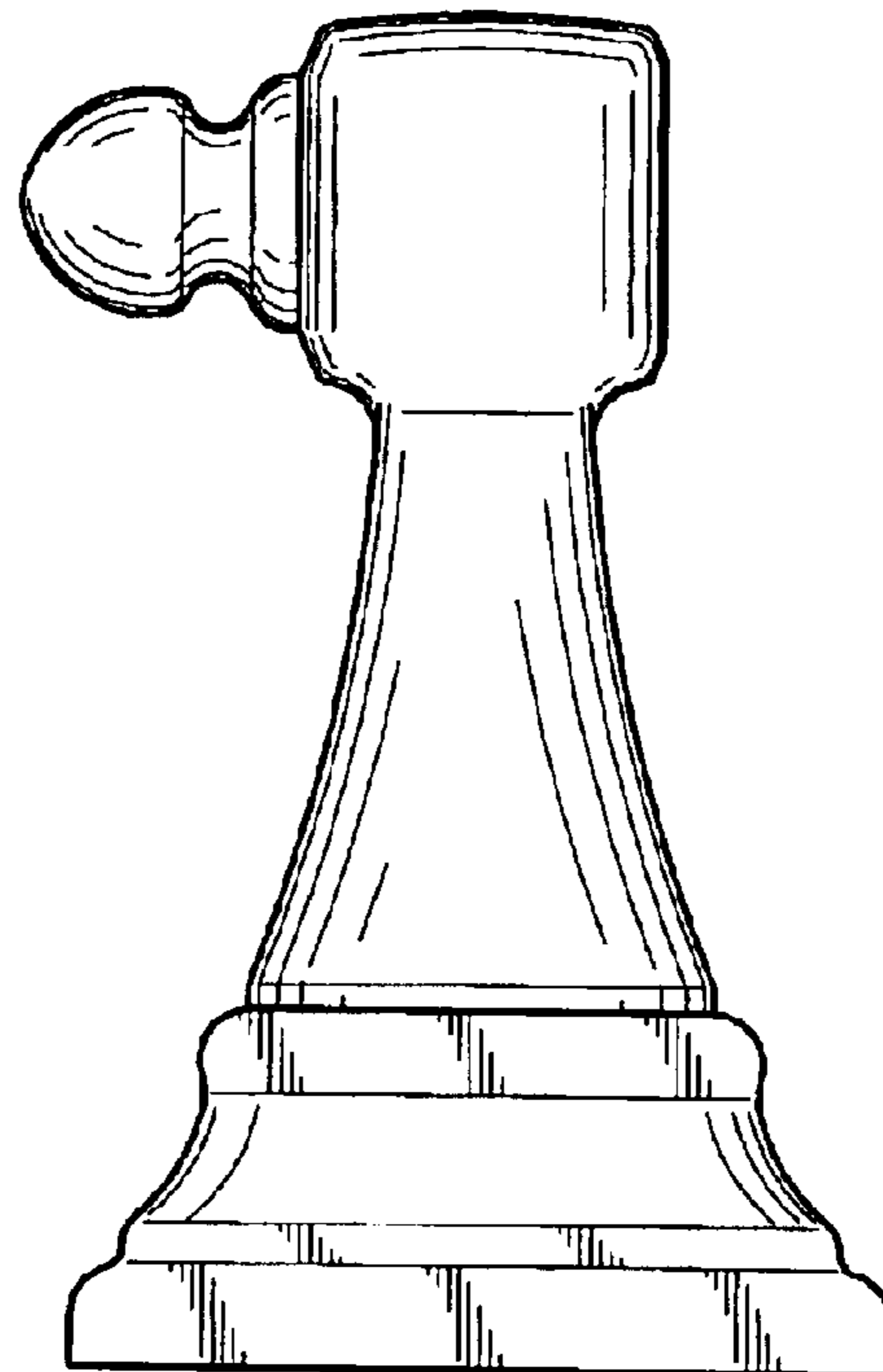


FIG - 2

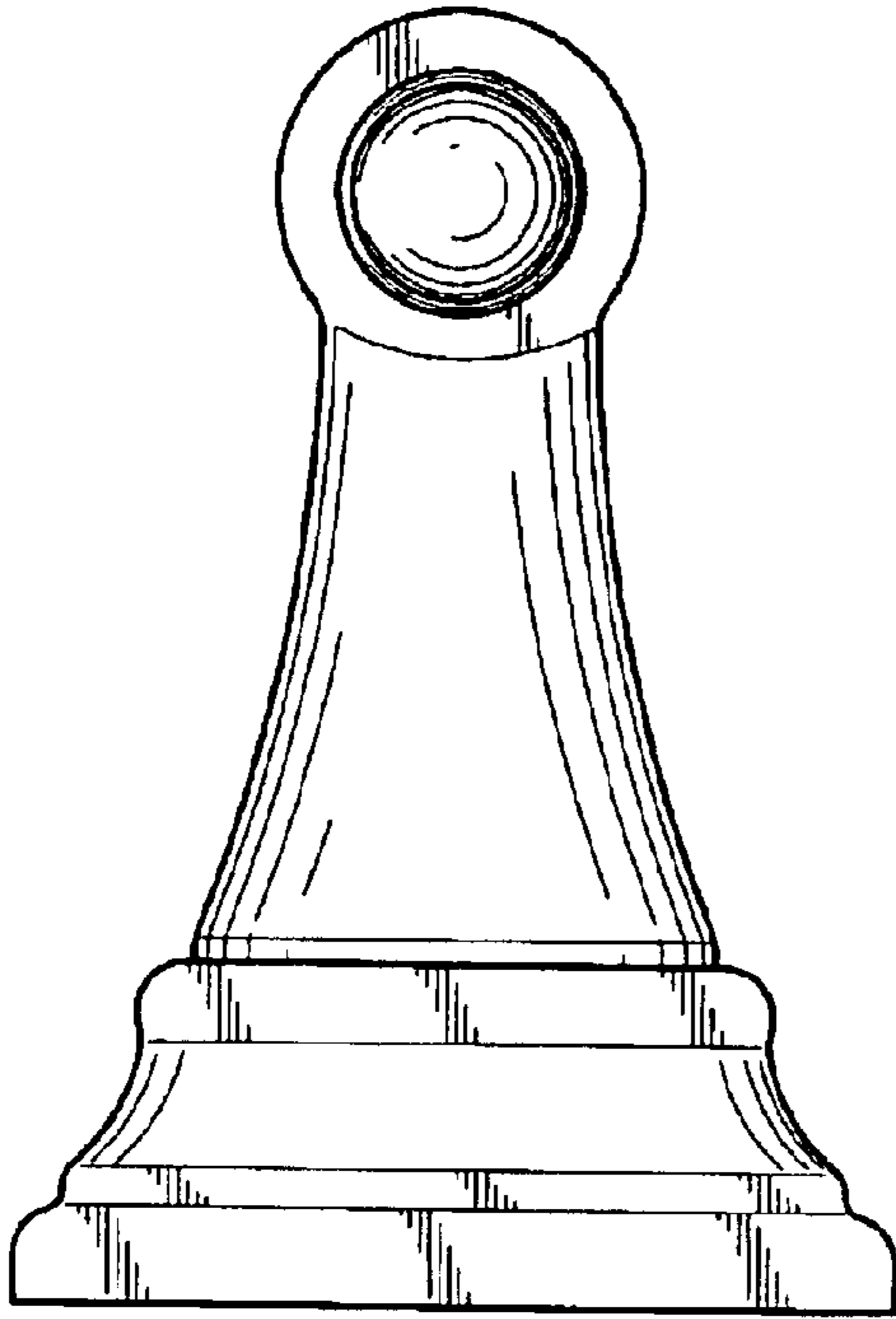


FIG - 3

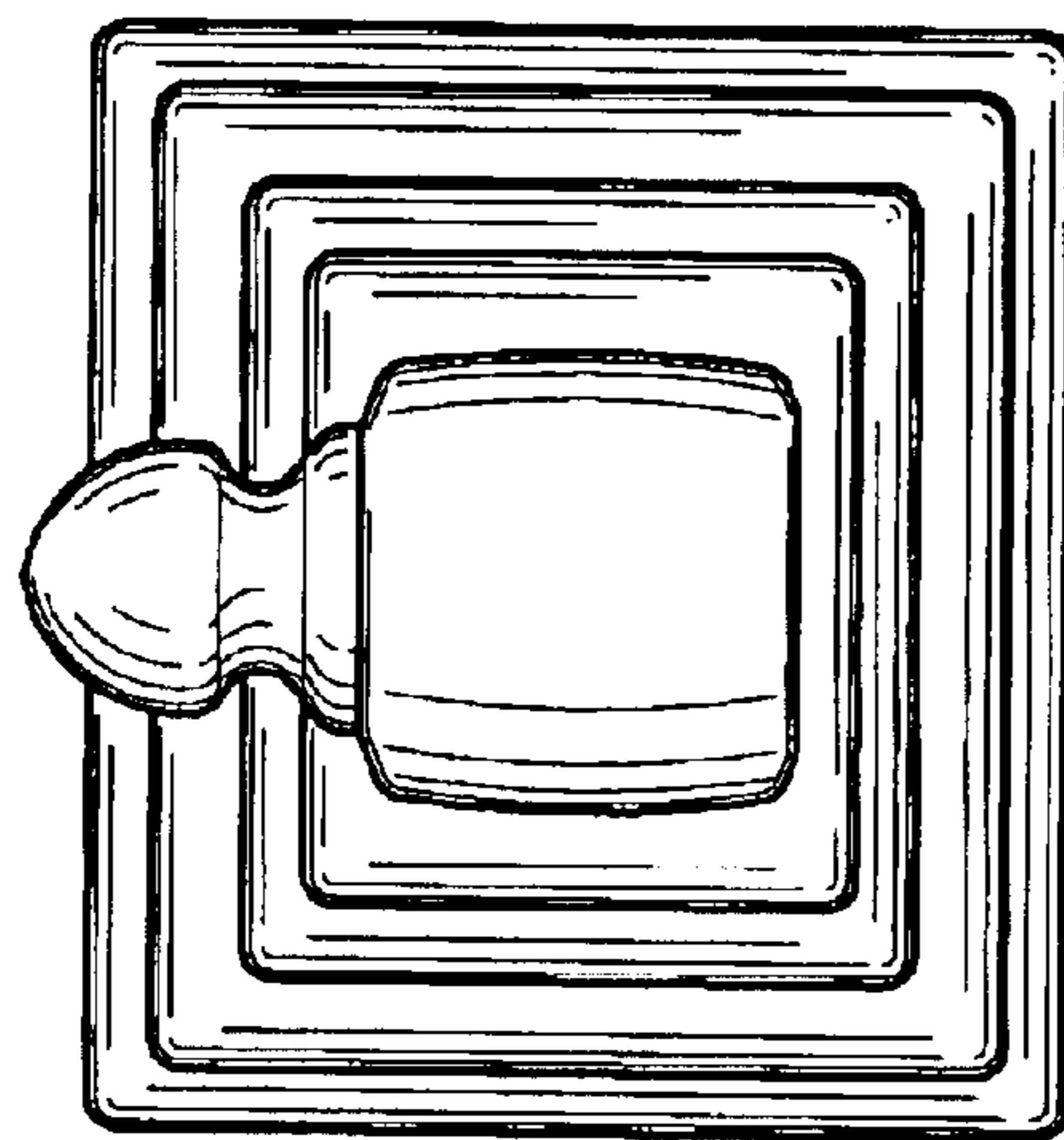


FIG - 4

FIG - 5




FIG - 6

